



Ta'talu Elementary Boundary Consultation

Public Consultation
Sept 25 - Edgewood Elementary
Sept 28 - Virtual

Territorial Land Acknowledgement





Setting the Stage

The Consultation, Your Feedback

- Welcome
- Thank you for taking the time this evening
- We want to hear from you:
 - Our goal is to hear your questions and respond through our FAQ.
 - What factors might the district want to consider?
 - What are the strengths and challenges of each option?
 - What would you like us to know?
 - We want to hear from you.

Introductions

- Who is here with us tonight?

Agenda

01

Introduction and Context

02

Guiding Principles, Board Policy

03

South Surrey – Current Boundary Map

04

Catchment Boundary Options

05

We want to hear from you: Important Dates, Gathering the Feedback

Ta'talu Elementary is scheduled to open in January 2025 and will relieve enrolment pressure on Edgewood Elementary. The District needs to review and approve the school boundaries for Ta'talu and Edgewood elementary schools.

Boundary changes will be utilized to address continued growth and enrolment pressures.


Seats, Enrolment & Portables

South Surrey Community

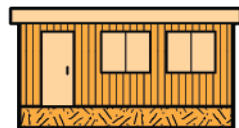


ELEMENTARY

Existing Seats Offered




8,163
(2023)




48 (September 2023)

Existing Enrolment



8,528
(2023)

10 year Projected Enrolment



9,674
(2032)

Ta'talu Elementary: 1970 165a Street

Approved	Target Occupancy	Project Budget \$M	Operating Capacity
April 2020	Jan 2025	33.33	612

Ta'talu Elementary School

1970 165a Street



Guiding Principles

1. Follow Board Policy
2. Minimize disruption to students
3. Long-term sustainability
4. Students having access to their neighborhood school

Board Policy

Board Policy

SCHOOL DISTRICT NO. 36 (SURREY)

No. 9320

POLICY: REGISTRATION AND PLACEMENT OF STUDENTS

The Board values the “neighbourhood school” (defined as the school catchment area) and strives to maintain the integrity of student placement in neighbourhood schools.

At the same time, the district reserves the right to restrict and redirect student placement in a manner which limits inefficiencies in the use of space, resources and educational programs.

Students may seek to attend a school outside their catchment area under the conditions outlined in the Regulations and subject to district limitations on capacity.

POLICY #9200 SCHOOL CATCHMENT AREAS

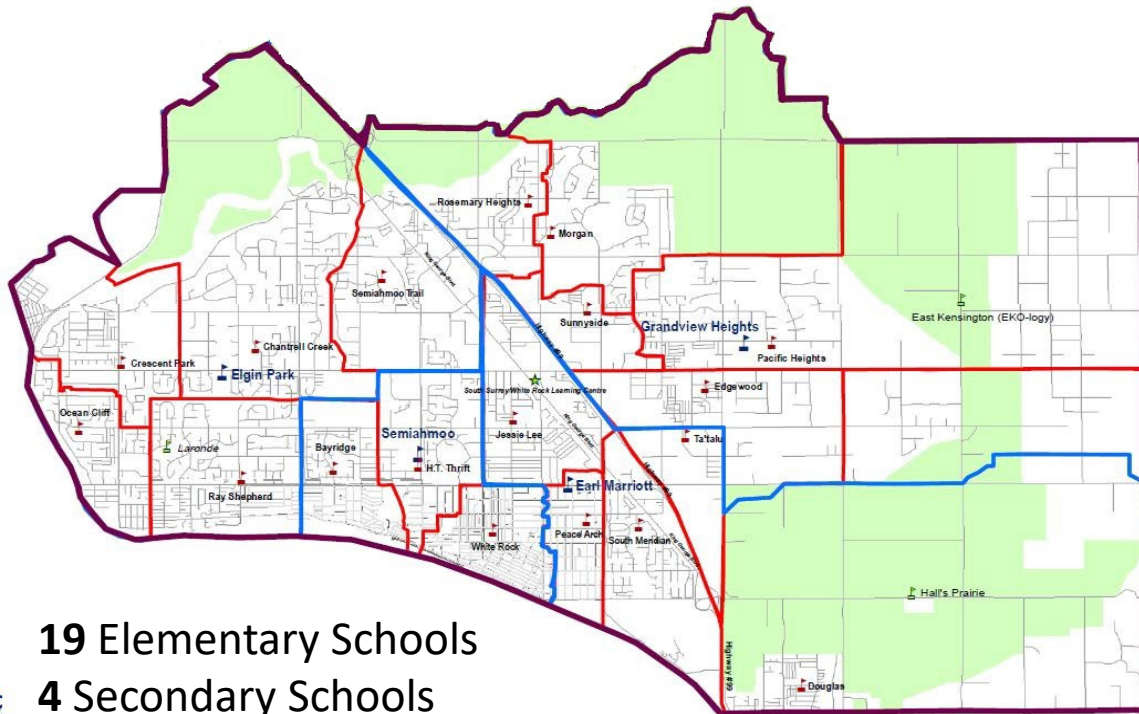
It is the responsibility of the secretary-treasurer to ensure that school catchment areas are established for neighbourhood schools.

The following principles should apply when establishing catchment areas:

1. Boundaries are created to regulate enrolment at schools to maximize the cost-effective use of the space.
2. Boundaries are determined such that enrolment in any school is optimized.
3. Boundaries are established to minimize the amount of bussing required.
4. Boundaries are created in the interest of student safety using arterial roads and natural boundaries to form catchment areas whenever possible.
5. Boundaries should be created that minimize the need for capital funds.

School catchment boundaries for district and community-initiated programs (programs of choice) will be considered district-wide and not site specific. Programs of choice will be offered only in space surplus to the needs of the neighbourhood school program or in space leased for a specific program need.

South Surrey – Boundary Map



19 Elementary Schools
4 Secondary Schools

Feeder Schools

Earl Marriott Secondary

- Douglas Elementary (Shared boundary with Grandview Heights Secondary)
- East Kensington Elementary (EKO-logy)
- Jessie Lee Elementary
- Laronde Elementary (French Immersion school only)
- Peach Arch Elementary
- South Meridian Elementary
- Ta'talu Elementary (opening January 2025)

Elgin Park Secondary

- Chantrell Creek Elementary
- Crescent Park Elementary
- Ocean Cliff Elementary
- Ray Shepherd Elementary
- Semiahmoo Trail Elementary

Grandview Heights Secondary

- Edgewood Elementary
- Morgan Elementary
- Pacific Heights Elementary
- Rosemary Heights Elementary
- Sunnyside Elementary
- Douglas Elementary (Shared boundary with Earl Marriott Secondary)

Semiahmoo Secondary

- Bayridge Elementary
- H T Thrift Elementary
- White Rock Elementary

A large group of children and adults are gathered outdoors, possibly at a school event or community meeting. The children are wearing colorful clothing, and the adults are dressed in casual attire. The scene is bright and lively, with many people engaged in conversation.

Catchment Boundary Options

Option A – Current Boundary (*Established 2019*)

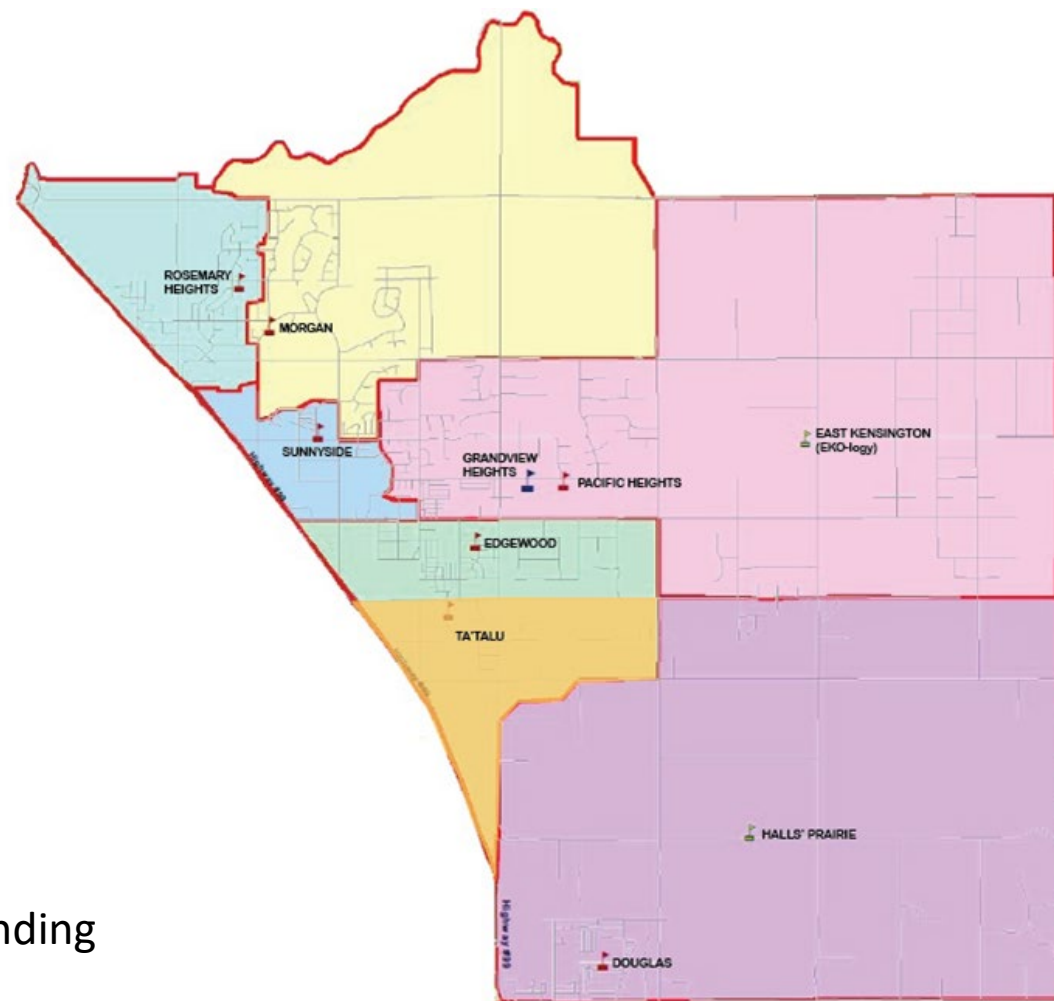
New School Catchment: Ta'talu Elementary

Boundary Change: Edgewood Elementary

Option A

Established boundaries and enrolment

SCHOOL	Enrolment			Portable		
	ACTUAL 2022	PROJECTED 2023	PROJECTED 2025	ACTUAL 2022	PROJECTED 2023	PROJECTED 2025
EDGEWOOD Opr Capacity: 607	784	889	776	7	15	7
SUNNYSIDE Opr Capacity: 654	604	651	715	0	2	3
TA'TALU Opr Capacity: 612	N/A	N/A	284	N/A	N/A	0
PACIFIC HEIGHTS Opr Capacity: 588	399	433	564	0	0	0



Ta'talu Elementary boundary was established in 2019

Option A Impact:

- No program of choice changes
- Impact on Edgewood boundary only
- When Ta'talu opens, all Ta'talu catchment students currently attending Edgewood will be transitioned at opening.
- Grade 7 students at Ta'talu will transition to Earl Marriott Secondary

Option B - New Catchment (*Recommended*)

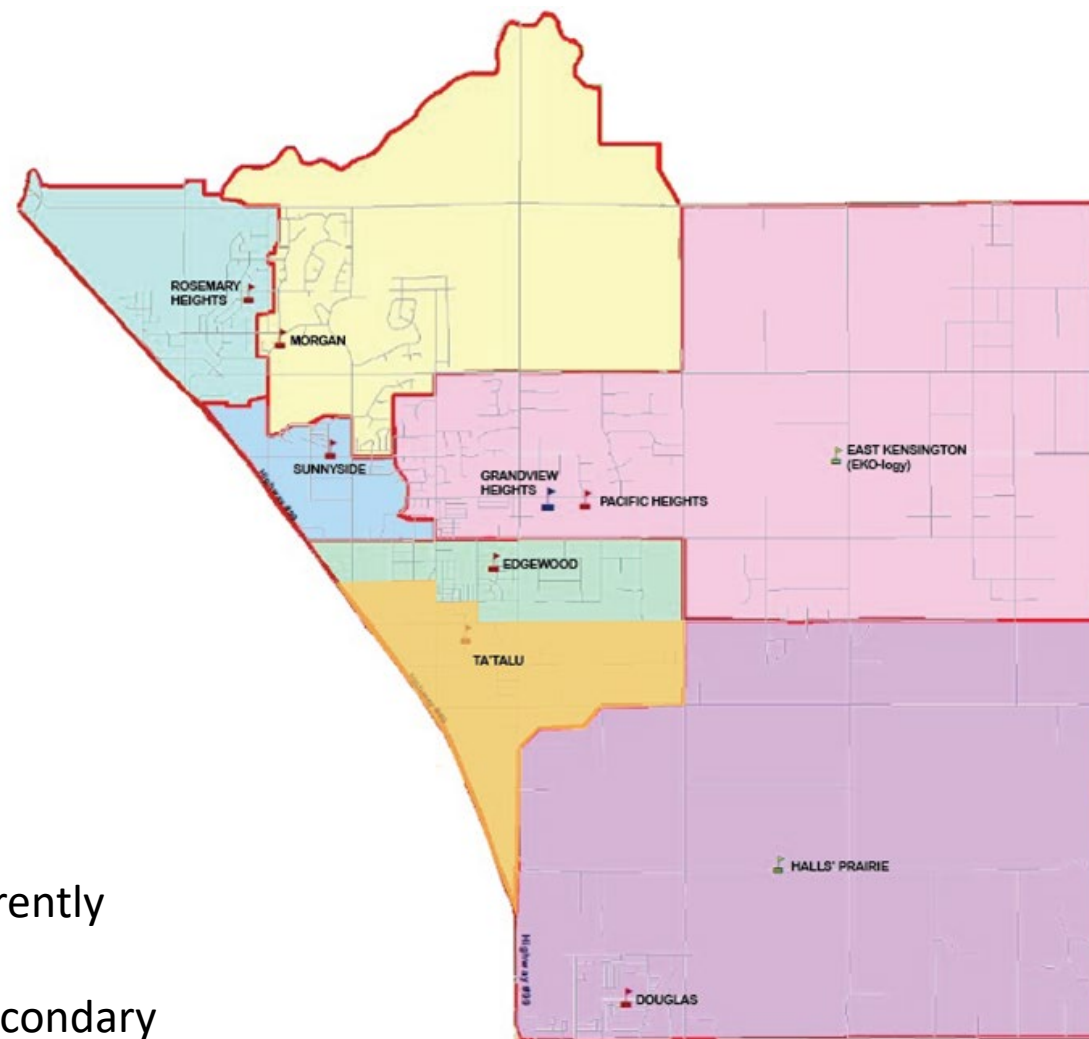
New School Catchment: Ta'talu Elementary

Boundary Change: Edgewood Elementary

Option B *Recommended*

Suggested boundaries and enrolment

SCHOOL	Enrolment			Portable		
	ACTUAL 2022	PROJECTED 2023	PROJECTED 2025	ACTUAL 2022	PROJECTED 2023	PROJECTED 2025
EDGEWOOD Opr Capacity: 607	784	889	601	7	15	0
SUNNYSIDE Opr Capacity: 654	604	651	715	0	2	3
TA'TALU Opr Capacity: 612	N/A	N/A	459	N/A	N/A	0
PACIFIC HEIGHTS Opr Capacity: 588	399	433	564	0	0	0

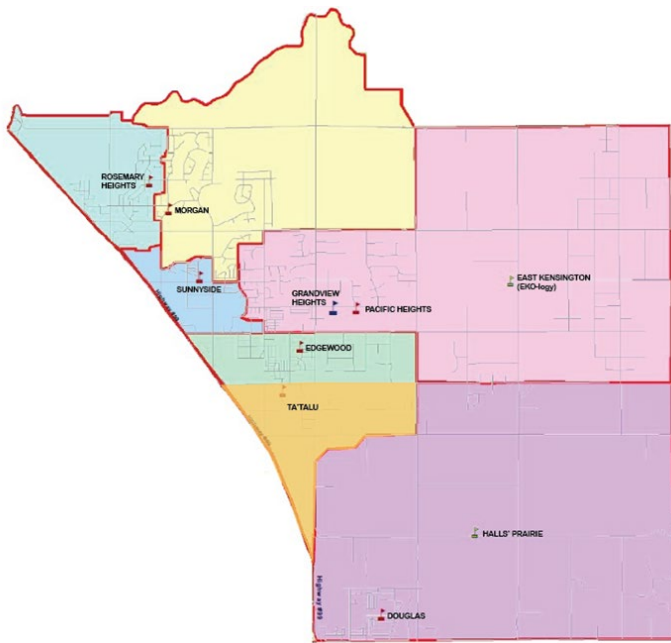


Option B Impact:

- No program of choice changes
- Impact on Edgewood boundary only
- When Ta'talu opens, all new Ta'talu catchment students currently attending Edgewood will be transitioned at opening.
- Grade 7 students at Ta'talu will transition to Earl Marriott Secondary

Early French Immersion Program Review

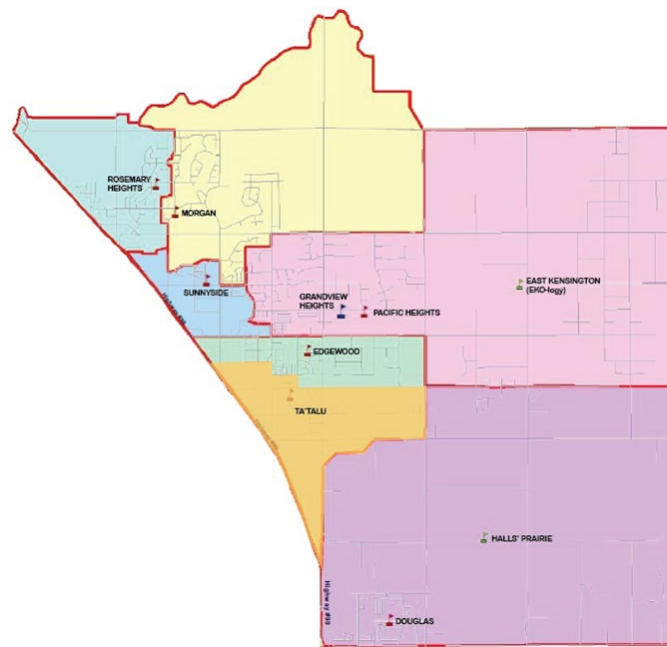
Program Change: Early French Immersion from Pacific Heights to Ta'talu



Enrolment Option A

Early French Immersion Program Moves to Ta'talu

SCHOOL	Enrolment		
	ACTUAL 2022	PROJECTED 2023	PROJECTED 2025
EDGEWOOD Opr Capacity: 607	784	889	776
SUNNYSIDE Opr Capacity: 654	604	651	715
TA'TALU Opr Capacity: 612	N/A	N/A	414
PACIFIC HEIGHTS Opr Capacity: 588	399	433	434



Enrolment Option B

Early French Immersion Program Moves to Ta'talu

SCHOOL	Enrolment		
	ACTUAL 2022	PROJECTED 2023	PROJECTED 2025
EDGEWOOD Opr Capacity: 607	784	889	601
SUNNYSIDE Opr Capacity: 654	604	651	715
TA'TALU Opr Capacity: 612	N/A	N/A	794
PACIFIC HEIGHTS Opr Capacity: 588	399	433	434

- Both options A and B boundaries were analyzed where the Early French Immersion Program moved from Pacific Heights to Ta'talu.
- Both options are not recommended

Discussion

What is top of mind for you right now? Initial thoughts?

What questions do you have at this time?

What feedback would you have related to the options?

Take some time at your tables to share what is coming up for you...

More....

FAQ page

Dedicated webpage

Keep in communication with your school Lys P. and Mandy W. if questions arise

Continuing to Collect Your Feedback (Sept. 28-Oct. 27)



Public Feedback Options

- Online Survey
- Paper feedback form
 - in Information Packages
- Edgewood Consultation in person and Teams
- Dedicated email address
 - consulttatalu@surreyschools.ca
- Traditional mail
 - Ta'talu Elementary Consultation
Attn: Planning and Demographics Department
School District No. 36 (Surrey)
14033 92nd Avenue, Surrey, B.C. V3V 0B7



Important Dates:



- Sep 25 Forum at Edgewood
- Sep 28 Online Forum
- Sep 28 Online Survey opens
- Oct 27 Consultation Feedback closes
- Dec 13 Public Board Meeting Report



Thank you.

Your voice
matters.