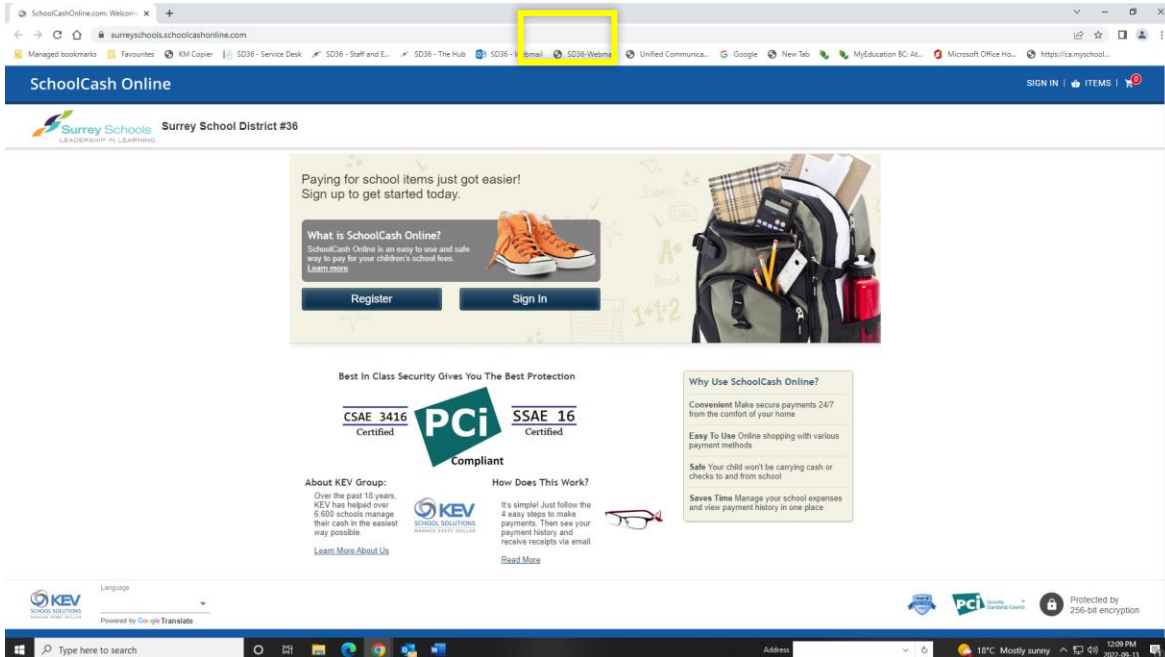


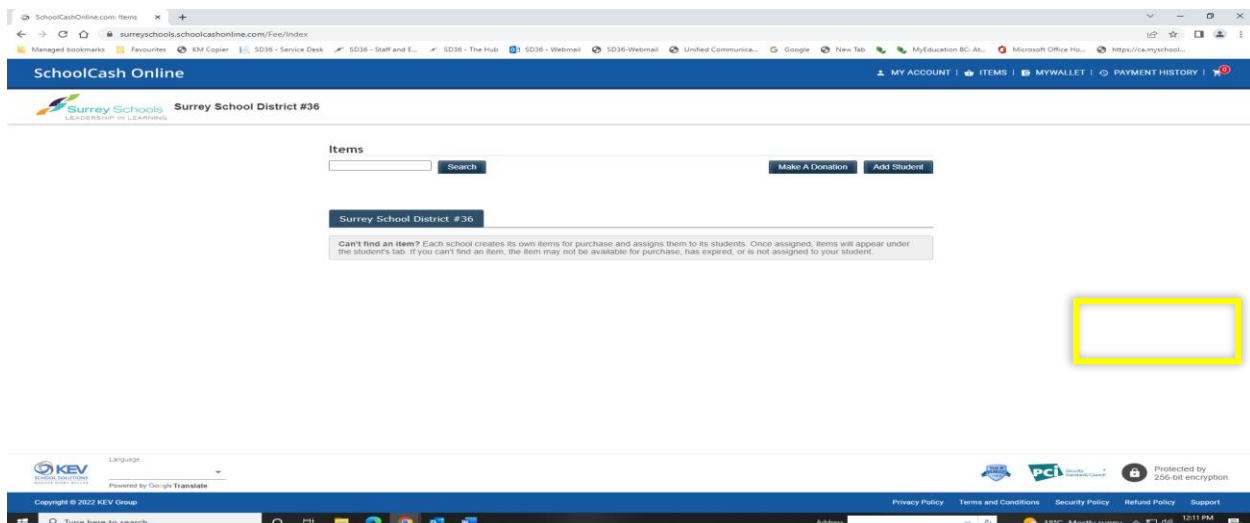
# Latimer Road Elementary

## How to register for online payments

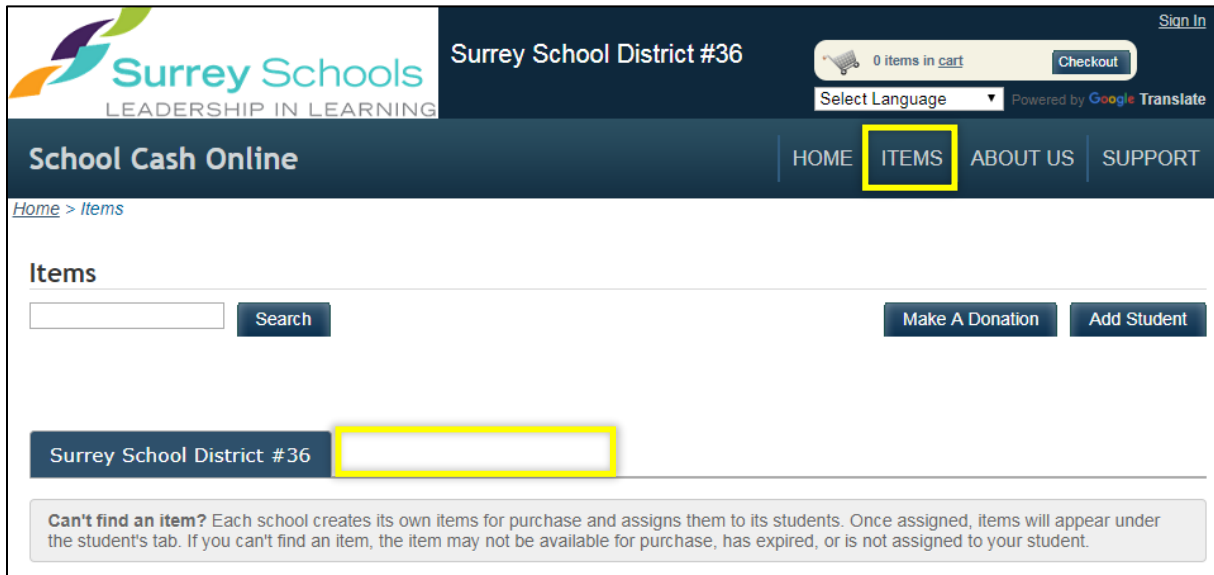
1. Visit the school website at: [www.surreyschools.ca/schools/latimerroad/](http://www.surreyschools.ca/schools/latimerroad/)
2. Click “Pay Fees” White section under the top green banner.
3. Click “Register” and follow the prompts to set up your account. If you already registered, “Sign in”.



4. Once you have created an account and received the email confirmation, log in to your account. Click “Add Student” and follow the prompts to attach your child. Be sure to attach your child to your account to receive notifications of fees posted online.



5. After you have added your child, click on the “Items” tab (top right menu). You will see your child’s name as a new tab beside the Surrey School District #36 tab.



6. Click on your child’s tab to see any fees to be paid. Select the item you wish to pay for and follow the prompts for payment. You will be able to deposit funds into your account (MyWallet) or pay directly from your chequing account (e-Check).

If you require further assistance, please contact the school:

Latimer Road Elementary 604-576-9184.