






Punjabi 11 Course Outline ਜੀ ਆਇਆਂ ਨੂੰ ! ਆਓ ਪੰਜਾਬੀ ਸਿਖੀਏ

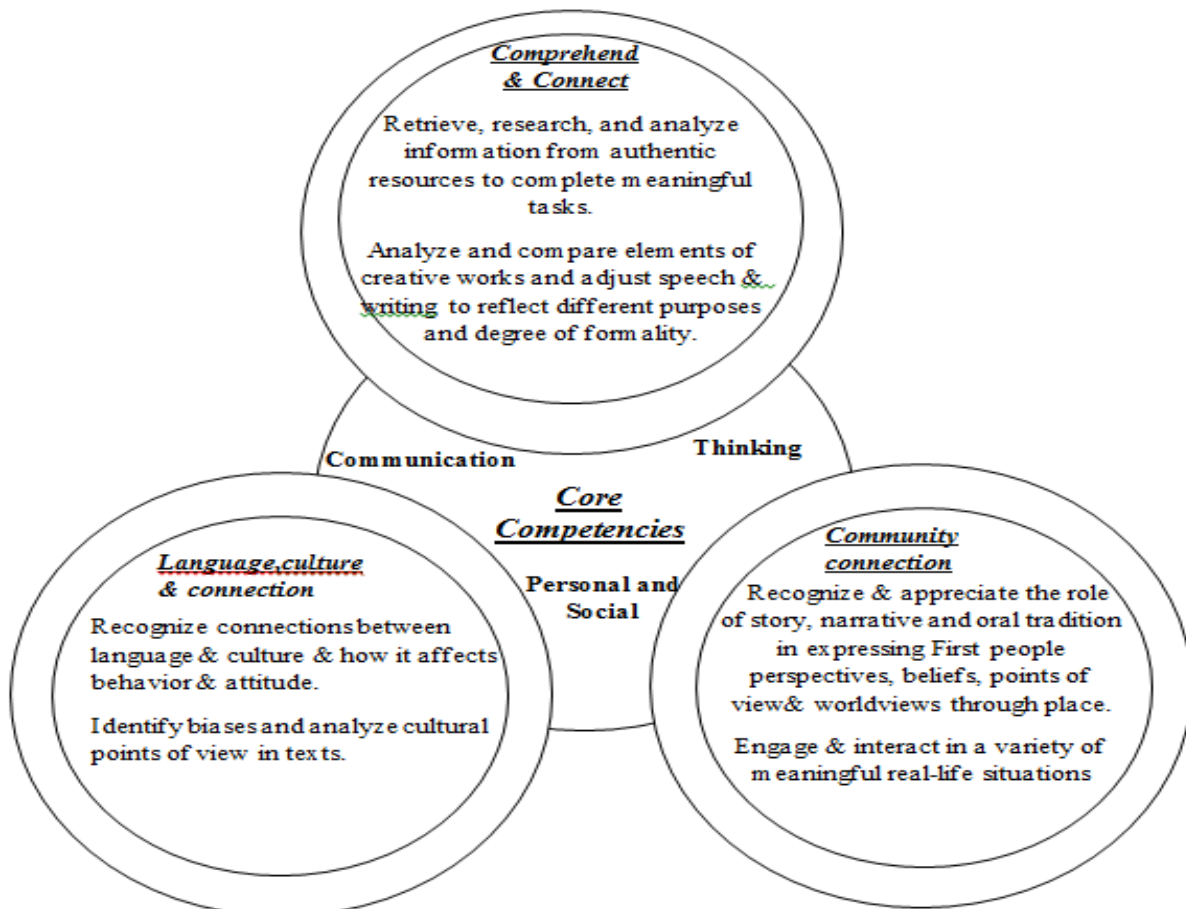
Teacher: Mrs. Randhawa

Email: randhawa_s1@surreyschools.ca

Welcome to Punjabi 11! In this class, we will learn about Punjabi language, Culture, History, Literature through different Interactive and fun-filled activities. You will also enhance your reading and writing skills. With dedication and hard work, you will be successful in this course, and I am hoping that you will receive a great deal of enjoyment and satisfaction from your work.

BIG IDEAS (overall learning outcomes for the course)

<p>Acquiring a language is a life- long process.</p> 	<p>Sharing our feelings, opinions, and beliefs in a new language contributes to our identity</p> 	<p>With increased language proficiency, we can discuss and justify opinions with clarity.</p> 	<p>Experiencing the creative works of other cultures helps us develop an appreciation of cultures worldwide.</p> 	<p>Proficiency in a language allows us to understand global issues and explore opportunities for careers, travel, personal growth, and study abroad</p> 
--	---	--	--	--



The course is divided in to 5 units

1. **Review Intro:** Recognizing and writing forty consonant sounds
2. **Review Vowels:** Recognizing and writing ten vowel sounds, and three sound modifiers.
3. **Grammar:** Simple and advanced grammar. Simple grammar includes learning gender, plurals, adjectives, pronouns, auxiliary etc. Advanced grammar involves learning verbs and verb tenses.
4. **History and culture:** A history of the development of the Punjabi language and culture of Punjab. Learn about Punjabi traditions and appreciate Punjabi art forms including Punjabi songs, dance, drama and film. Discussions on various history and culture topics shall be done in Punjabi.
5. **Listening, Speaking, Reading and Writing.**
 - **Listening and speaking:** Asking questions, demonstrate effective listening skills and respond appropriately to listener feedback, effectively use voice and body language in group discussion, respond appropriately to thoughts, opinions, and work of others, paraphrase ideas, deliver an effective oral presentation to inform or persuade.
 - **Reading :** Vocabulary, Reading Comprehension, Speed Reading
 - **Writing:** Paraphrasing and Summarizing, Use the reading and writing skills practiced in class to analyze academic readings and integrate ideas into their own writing. Write a review of a book, movie etc.

ASSESSMENT:-Students will be assessed using three methods (the guidelines for these tools would be explained prior to starting the assignment)

	ASSESSMENT TYPE	PURPOSE	TOOLS
1.For learning	<u>FORMATIVE ASSESSMENT-</u> Students will receive descriptive feedback that has no letter grade or numerical value attached.	The purpose of this type of assessment is to help students <u>identify strengths</u> , <u>weakness</u> , and <u>target areas</u> that need work.	Written/oral feedback, Can do statements, Rubrics, Exit slips
2.As Learning	<u>REFLECTIVE ASSESSMENT-</u> Students will receive feedback from their peers and teachers.	The purpose of this type of assessment is to help students reflect on their own practices as part of their learning.	Journal entries, self/peer evaluations, think, pair & share, discussions, goal setting
3. Of Learning	<u>SUMMATIVE ASSESSMENT-</u> Students will receive feedback that has a letter grade/numerical value attached.	The purpose of this type of assessment is to determine a students’ level of achievement in relation to learning standards.	Test/quizzes, Projects, Presentations, Skits, Movies, Films, Interviews, News-reports, Comic strips

Grading Policy: Speaking and listening 30% , Reading 30% and Writing 40%

Materials required: You will need a binder, note book, blue/black pen, red pen, pencil, paper, crayons (or any coloured markers).

Attitude: Respect- the teacher, classroom, and each other.

Expectations: Please arrive in class on time. Prepare for class (textbook, Pencils, erasers, pen etc.) Use the restroom before the class starts. Remain in your seat as soon as bell rings- ask for permission to get up. DO NOT speak when teacher or another classmate is speaking. Remain seated till end of class.

Discipline: Consequences of poor behavior is Discussion with teacher, Parents/guardians contacted and lastly referral to the office

Attendance:

- Regular attendance expected. Four unexcused absences – an attendance letter will be issued
- Kindly inform me of regarding the reason of your absence by parents email or note

Missed homework or assignments:

- Students are responsible for remaining up to date with all course material.
- If absent, contact a friend in this class for missed notes or homework assignments.
- Approach teacher after you have received ALL information from friend or if you have further questions.

Missed quizzes or tests:

If a student misses a class when a test is given, regardless of the reason, it is at the teacher’s discretion how the student will be allowed to make up for the test. In the case of a test missed due to excused absence, the parent must email to inform the reason for the absence.

Best Wishes for Your Success!!

*As your teacher, I will help you to be successful in any way I can.
Let's work together to make this semester as beneficial for you as possible.*

Parent/Guardian Signature

Date

Student Name

Student Signature