




Royal Report

Queen Elizabeth Secondary School

9457 King George Boulevard, Surrey, BC, V3V 5W4

Tel: (604) 588-1258 / Fax: (604) 584-5294 / www.surreyschools.ca/queenelizabeth

QE ROYALS — Home of the "Royal" Bengal Tigers!



January 2024

Issue #2

As we approach the midpoint of the school year, it's a great time to reflect on the accomplishments and experiences that have shaped the first semester. We've had an exciting and eventful few months, and we're eager to share the highlights with you.

Winter Sports in Full Swing:

Our winter sports season is well underway, with our student-athletes showcasing determination, teamwork, and sportsmanship on and off the field. Whether it's basketball, wrestling, or volleyball and soccer, we are immensely proud of their hard work and dedication.

Taking Stock for Success:

As we enter the second semester, it's important for us to take stock of what is working well for our students. We encourage parents, teachers, and students alike to reflect on the first half of the year and identify areas of success and growth. Your feedback and insights are invaluable in helping us continually improve the learning experience for all.

Here are some ideas to pass on to your children to make the second semester even better than the first:

- **Set Goals:** Whether you're happy or not with your grades from the first semester this is a great time to evaluate your success and set goals for the second half. Raise your GPA, turn in homework assignments on time, don't miss classes, etc.
- **Sharpen The Saw:** Parents and teachers will tell you this from experience - use this time to prepare yourself mentally or physically, for the next few months. Organize materials, review your class schedule if possible and start the next semester refreshed.
- **Thirst for Knowledge:** Stay hungry and resist the urge to blow off a few classes early in the semester. Skipping a class or few could put you in a position of playing catch-up before the semester is really underway.

For Grade 12s, hopefully these tips will help students steam towards graduation with a positive attitude instead of feeling like time is standing still. You've been looking forward to graduation so why dread this time of year? Enjoy it and avoid the Graduation Blues.

Events and Opportunities:

We've had a plethora of events and opportunities for students to get involved and make the most of their time at Queen Elizabeth. From academic competitions and cultural events to community service initiatives, our students have been actively engaged in shaping their own educational journey. We're grateful for the enthusiasm and commitment shown by both students and staff in providing opportunities for our students.

Looking Ahead:

As we look ahead to the second half of the school year, there's a sense of anticipation for new challenges, achievements, and experiences. We encourage all members of our school community to remain actively involved and take advantage of the opportunities that lie ahead.

Thank you to everyone who has contributed to making the first half of the school year a success. Your support, dedication, and enthusiasm are what make our school community truly exceptional.

Here's to a fantastic second semester!

Baljit Ranu
Principal
Queen Elizabeth Secondary

Important Dates

January

| | |
|-----------------------------|--------|
| School re-opens | 8 |
| Grad Photos (Mobile Studio) | 10-17 |
| Gr. 9 Immunizations | 26 |
| Last day for Semester 1 | 29 |
| Course completion Days | 30 –31 |

February

| | |
|----------------------------|----|
| Semester 2 begins | 1 |
| Report cards published | 6 |
| Family Day - school closed | 19 |
| Gr.9 2nd immunization day | 21 |
| Non-instruction Day #4 | 23 |

March

| | |
|-------------------------------------|-------|
| Early Dismissal—Parent/Teacher conf | 14 |
| School Closure days | 18-22 |
| Spring Break | 20-28 |
| Good Friday | 29 |

April

| | |
|-----------------------|----|
| Easter Monday | 1 |
| Vaisakhi Celebrations | 12 |
| Early Dismissal | 24 |

Principal: Mr. Bal Ranu / Vice Principals: Mr. S. Rai (A-Gh); Mr. Sabarre (Gi-N); Ms. Oba Underwood (O-Z)

Counsellors — Mr. Jeremy Lendvoy (A—D); Ms. Jenny Hundal (E-K); Ms. Melissa Sira (L-Q); Ms. Sandra Kelly (R-Z)

Our Mission Statement

At Queen Elizabeth our mission is to be a safe and respectful learning community where all students will prepare intellectually, socially, and emotionally for their journey in a changing world.

Website — <https://www.surreyschools.ca/queene>

SEMESTER 1

| | | |
|------|-------|-----------------------------------------------------------------------|
| Jan. | 8 | School Re-Opens |
| | 10-17 | Grad Photos |
| | 26 | Gr. 9 Immunizations |
| | 29 | Last Day of Regular Instruction for Semester 1 |
| | 30-31 | Semester Completion Days |
| Feb. | 1 | Semester 2 begins |
| | 6 | Report cards Published |
| | 19 | Family Day |
| | 21 | Gr. 9 2nd Immunization day |
| | 23 | Non-Instructional day (#4) |
| Mar. | 11-14 | Informal Interim Report Week |
| | 14 | Early Dismissal-Parent/Teacher Conf. |
| | 18-28 | School Closure Days/Spring Break |
| | 29 | Good Friday |
| Apr. | 1 | Easter Monday |
| | 24 | Early Dismissal— Assessment |
| | 29 | Learning Update (Midterm Report) |
| May. | 3 | Non-Instructional Day (#5) |
| | 20 | Victoria Day |
| | 27 | Non-Instructional day (#6) |
| Jun. | 6 | Grade 12 Commencement |
| | 21 | Last Day of Regular Classes for Semester 2 |
| | 25 | Dinner Dance followed by Dry Grad Boast Cruise |
| | 24-27 | Course Completion Days |
| | 28 | Administrative Day/School Closes Report Cards Published/Newsletter |

Legend: Red = Information Sent Home

Blue = Early Dismissal / Pro-D / Holidays



Bell Schedule 2023-24



Regular Day

| | |
|-----------------|-------------|
| 08:30 → 9:52am | Period 1 |
| 09:57 → 11:15am | Period 2 |
| 11:15 → 12:00pm | Lunch Break |
| 12:00 → 1:18pm | Period 3 |
| 01:23 → 2:41pm | Period 4 |

Early Dismissal

| | |
|-----------------|-------------|
| 08:30 → 9:37am | Period 1 |
| 09:42 → 10:45am | Period 2 |
| 10:45 → 11:30am | Lunch Break |
| 11:30 → 12:33pm | Period 3 |
| 12:38 → 1:41pm | Period 4 |

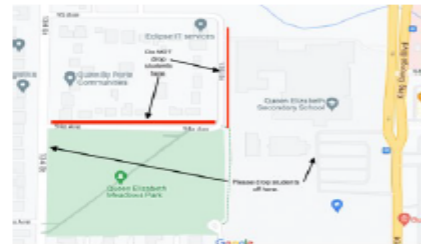
Parent parking, Drop off and Pick up

Parents are asked NOT to drop off or pick up students directly in front of our school's main entrance/corridor or along King George Boulevard. For safety we ask you to move along the west side of the parking lot (past the portable) or park your vehicle in the parking lot to ensure steady flow of traffic coming off King George Boulevard.

Please do not line up on King George Boulevard, in either the slow lane and /or the curb lane, as this is obstructing traffic flow on King George Boulevard.

Also, construction has begun on condominiums behind our school along 94A avenue and 135th street. During the school days, these roads are not easily passible. If you are accustomed to dropping off your student in this area, we encourage you to drop them on the west side of Queen Elizabeth Meadows park, along 135th street instead. It is a very short walk from there to the school and if students are dropped there at 8:20am, there is plenty of time to get to class before school begins.

We thank everyone for their understanding and cooperation!!



SCENTS AND SENSITIVITY

Did you know that according to the BC Lung Association, 30% of Canadians report that scents adversely affect their health which can contribute to allergic reactions, respiratory irritations, headaches, irritability, nausea, anxiety, fatigue, depression, and etc... ???

There are thousands of products that contain chemical ingredients which provide a "pleasant" scent. They may include the following:

- | | | |
|-----------------------------------------------|----------------------------------------------|---------------------------------------------------------|
| <input type="checkbox"/> Shampoo/Conditioners | <input type="checkbox"/> Fragrances/Perfumes | <input type="checkbox"/> Industrial/Household Chemicals |
| <input type="checkbox"/> Hairsprays | <input type="checkbox"/> Cosmetics | <input type="checkbox"/> Air fresheners/Deodorizers |
| <input type="checkbox"/> Deodorants | <input type="checkbox"/> Candles | <input type="checkbox"/> Colognes/Aftershaves |
| <input type="checkbox"/> Soaps | <input type="checkbox"/> Oils | |
| <input type="checkbox"/> Lotions/Creams | <input type="checkbox"/> Potpourri | |

Unfortunately, the "pleasant" scent isn't usually the concern, but rather the chemical ingredient that produces the scent itself.

As a general guideline, only use products that:

1. Are labelled either "scent-free, unscented, or fragrance-free" and
2. Remember, your nose is a reliable resource to confirm it.



CREATE AN ACCOUNT NOW AND BE READY FOR THE NEW SCHOOL YEAR FEES!

PAYMENTS ONLINE ARE MANDATORY FOR THE 2023/2024 SCHOOL YEAR!



Fast. Safe. Convenient

Are you a School Cash Online Member?

Become a member today!

Follow these instructions to create your School Cash Online account today.

- 1 **Create Your Profile:**
Go to <https://district.schoolcashonline.com/> and click on "Get Started Today".
- 2 **Confirm Your Email:**
Check your inbox for the email confirmation and click on the link inside. Sign in with your new login details.
- 3 **Add a Student**
Click "Add Student" and fill in the required fields with your child's details.

Stay connected by selecting "Yes" to email notifications about upcoming fees.

- I want to receive email notifications for new fees assigned to my student and updates on school-related activities.

Why join the thousands of School Cash Online members?

School Cash Online is an online parent portal that offers a safe, fast and convenient way to pay for school activity fees. Why join?

- Membership is free!
- Pay for you child's school fees online. Anytime, anywhere.
- Stop sending money to school with your child.
- Get automatic email notifications about upcoming school fees and
- Help your school reduce the amount of cash coming through school doors.

Purchase these items and more online.

Use your computer, tablet or smartphone to register and pay online.



Which payment methods are accepted?

Credit Card, Debit Card or

eCheck



An electronic version of a paper check used to make payments online. Anyone with a checking or savings account can pay by eCheck on School Cash Online.

myWallet



An online wallet that can be loaded to hold funds and then used to pay for your child's fees on School Cash Online. myWallet allows you to allocate funds to pay for school fees at a later date.

How to use myWallet

1. Go to your district's School Cash Online portal URL. (<https://surreyschools.schoolcashonline.com/>)
2. Click the "Sign Into Your Account" button and enter your email and password to access your account.
3. Select the myWallet tab, click "Add Funds to myWallet" and use eCheque to load funds into your myWallet account (may take up to 7 days for funds to be available).
4. Then add all items to the shopping cart, select check out option and select myWallet payment method.

For more information contact parent Helpdesk at parenthelpdesk@schoolcashonline.com or 1-866-961-1803

Queen Elizabeth Secondary School

9457 King George Blvd., Surrey, BC V3V 5W4

Phone: 604-588-1258 Fax: 604-584-5294

www.surreyschools.bc.ca/queene



Dear Students/Parents/Guardians:

The Surrey School District has implemented the MyEducationBC (MyEdBC) Family Portal for Parents and Guardians.

The portal can be accessed at: <https://myeducation.gov.bc.ca/asp/en/logon.do>

In the Portal students, parents and guardians with an account can view:

- class attendance information
- contact information
- some classroom assessment information
- student schedules
- student course requests for next year
- school information
- published report cards
- a school web page that contains resources and information for parents and students

Security

MyEdBC is a secure student information system used in most school districts in the province of BC. Security is guided by the rules and regulations of the School Act and Freedom of Information and Protection of Privacy Act (FOIPPA). If you have any questions or concerns please contact your school principal.

Log In

If you do have a MyEd Account or are unable to login, please email the school at queenelizabeth@surreyschools.ca and an account will be created for you. You will then receive an email from the SIS Admin, containing your log in (your email) and temporary password. (Please check your junk email). Please follow the attached Family Portal User Instructions for logging in and please ensure you have logged into the MyEd portal to view you child's progress.

Sincerely,

Mr. B Ranu

Principal

Queen Elizabeth's Parent Advisory Council — PAC

PLEASE JOIN US !!

The School Act gives parents the right, through a PAC (Parent Advisory Council), to assume an advisory role in every school. The PAC is the officially recognized collective voice of parents and guardians of the school. PACs are forums within each school community to discuss matters affecting their children's school and the education of these children. Parents' voices are a tremendous value to the school. They offer a wealth of ideas and support in the challenges that face all public schools. PACs strive to represent the diversity within their communities and contribute to the benefit of all students by providing opportunities to educate and inform parents about the school and openly discussing parents' concerns and aspirations for the school.

Who Can Become a Member of PAC? — All parents and guardians of students registered in the school are able to participate as a member of the PAC.

How Does a PAC Work? — Through the parents in the school, PACs communicate with their parent community gathering and discussing issues of importance regarding their school in order to adequately advise those that influence their school. In addition to monthly PAC meetings, communication may also be done through newsletters, telephone, email and websites so that all parents have the opportunity for input. PACs, with strong participation from parents, have an important influence on life at the school and the feelings the community has toward the school and education. There is strong evidence that increased parent involvement in the school results in increased student achievement, accomplishment, satisfaction, and bonding all of which result in decreased dropout rates and better citizen.

The Purpose of a PAC can be:

- ◆ to provide parents with the opportunity to gain greater understanding of the school;
- ◆ to assist the SPC in carrying out its function;
- ◆ to give input into school- based decisions;
- ◆ to participate in goal setting;
- ◆ to unify efforts of the school community towards the goal of quality education;
- ◆ to monitor and review school rules and conduct, the safety programs, the educational programs; learning materials, equipment and the school building;
- ◆ to educate parents;
- ◆ to advocate equal educational opportunities for all students;
- ◆ to liaise with other education partners and organizations; and
- ◆ to provide methods to resolve problems between the school and community by directing parents and students to the Advocacy project.

Your Involvement! — Parents are encouraged and invited to bring forth issues, suggestions, or concerns relating to the meeting and enhancement of the needs of your school community.

These issues can be brought forth by contacting a PAC executive member, sending a letter to the school addressed to a member of the PAC executive, or attending a PAC meeting.

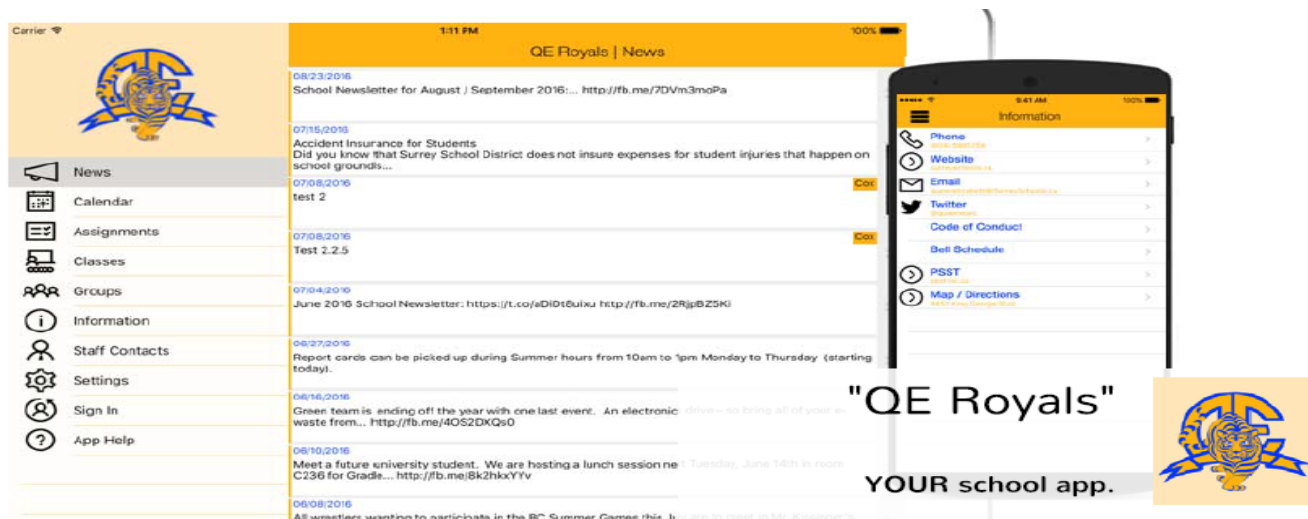
****The PAC is NOT a forum to discuss individual students and/or staff problems or conflicts****

Next PAC meeting is January 29, 2024

THE QE Royals App!

The QE Royals App is an opportunity for students and parents to find out the following, all on your cell phone, tablet or computer:

- Important updates and notifications about school events.
- Personalized student calendar, block schedule and homework organizer with daily reminders



DO IT YOUR WAY.

Get your important updates via app notifications, emails, or text messages.



STAY UP-TO-DATE.

Information from teacher websites, social media, and much more in ONE place.



STAY ORGANIZED.

Personalized calendar, block schedule, and a homework organizer with daily reminders.



TAKE IT WITH YOU.

Important phone numbers, school info, and websites in one place on your phone & tablet.

GET THE APP!  

iPhone/iPad/iPod Touch/Android:

Open your web browser. Type "qeroyals.appazur.com". Tap the "App Store"/"Google Play" button.

OR:

Open the "App Store"/"Google Play" app. Search for "QE Royals". Tap Install (Android) / Get (iPhone/iPad) - it's free!

Windows/Mac:

Type "qeroyals.appazur.com" into your Chrome/Firefox/Safari/Edge browser.

GET STARTED!!

- Install the app.
- In the menu, tap "Sign In". Here, you can "Sign Up" for a personal account, or "Sign In" using your school account if applicable.
- Tap "Classes" in the menu, then tap the gear to select your classes.
- Tap "Groups" in the menu, then tap the gear to select your clubs, teams, and other groups that you belong to.
- In the menu, tap the gear with your name next to it, and pick how you want your notifications.



FOLLOW QUEEN ELIZABETH ON:



Facebook:
Queen Elizabeth Secondary School Homepage

& Twitter:  @queenesec



PLEASE BE SURE TO LOG IN TO YOUR PARENT AND STUDENT PORTALS IF YOU HAVE NOT ALREADY DONE SO.

**** Report cards are no longer being printed ****

STEP 1



DO NOT USE YOUR CELL PHONE!



USE A COMPUTER!

STEP 2

1. GO TO MYED BC
2. LOGIN ID – YOUR STUDENT NUMBER. Parent login id is full email address of parent on file
3. CLICK "I FORGOT MY PASSWORD".
4. MYED WILL EMAIL ** YOU A NEW TEMPORARY PASSWORD

STEP 3

1. LOGIN TO YOUR SURREYSCHOOLS.CA EMAIL (SAME USERNAME & PASSWORD YOU USE FOR FRESHGRADE AND TO LOG ON TO A SCHOOL COMPUTER)
2. YOU WILL SEE AN EMAIL FROM MYED BC
3. THIS EMAIL WILL HAVE YOUR TEMPORARY PASSWORD.



STEP 4

1. GO TO MYED BC
2. YOUR LOGIN ID IS YOUR STUDENT NUMBER
3. TYPE IN YOUR NEW TEMPORARY PASSWORD SLOWLY!

STEP 5

1. MYED WILL ASK YOU TO CHOOSE A NEW PASSWORD
2. READ EXACTLY HOW MYED WANTS YOU TO PUT IN YOUR NEW PASSWORD!
3. SLOWLY TYPE IN YOUR NEW PASSWORD!
4. WRITE YOUR NEW PASSWORD DOWN & KEEP IN A SAFE PLACE!

****Please be sure to change your primary email to a personal email like gmail. That way you can reset your password if you forget it or lose it. Click on your NAME on top right of screen; click SET PREF; click SECURITY tab; change primary email to a personal email*****

Criteria to reset a new Password must be followed:

- 8 minimum, 14 maximum characters
- 1 capital letter, 1 lowercase letter
- 1 number
- 1 special symbol or character: # or \$ or ! or @
- Your password cannot contain, first name, middle name, last name, date of birth, personal id or sequential letters or numbers
- Samples of acceptable password:
Jan2017\$/Snow999!Welcome1\$

Athletics

Winter SPORTS

Thank you to all coaches who are volunteering their time. Without their assistance, there would be no teams running.

The following sports are played in the Winter Season:

| TEAM | Coach(es) |
|--------------------------|-----------------------|
| Grade 8 Girls Basketball | Ms. Gosal, Ms Hothi |
| Grade 8 Boys Basketball | Mr. Sunner |
| Gr. 9 Girls Basketball | Ms. Toor |
| Junior Girls Basketball | Mr. Hutchison |
| Senior Girls Basketball | Mr. Martin |
| Senior Boys Volleyball | Mr. Badwal |
| Grade 9 Boys Basketball | Mr. Jabbal |
| Junior Boys Basketball | Mr. Baker, Mr. Appiah |
| Senior Boys Soccer | Ms. Calbick/Bowie |
| Swimming | Mr. Wakelin/Ms. Munro |
| Cross Country | Mrs. Muirhead |

Winter Sports:

Basketball (8,9,Jr., Sr.—Boys and Girls)

Wrestling (at all grade levels—Boys and Girls)

Try-outs usually begin in mid-November—listen to announcements for more information.

CAREER DEVELOPMENT AT QE STAFF

Leesha Nikkanen – Career Department Facilitator, Department Head

Megan McGarry – Career Department Facilitator

Shawna DeConti – Career Centre Assistant

CAREER CENTRE LOCATION: Room A150

Course Selection is approaching:

Co-Ops are a great way to gain real-life experience. There are 5 Co-Op classes available to grade 11 and 12 students:

1. Automotive
2. Entrepreneurship
3. Humanities
4. Robotics
5. Science

More information may be found in the Course Selection Book and will be posted on Teams. Goal oriented students with an excellent work ethic and attendance habits in Co-Ops will gain work experience and will be deeply engaged in thematic course content, and gain graduation credit for CLC.

Volunteer Workshop - Tuesday, February 27 after school in the library:

Please have your children attend (If they haven't done so in September) the upcoming Volunteer Workshop. While volunteering is not a grad requirement, volunteering benefits their resume, applying for any post-secondary institution, and qualifying for scholarships. At the Volunteer Workshop, students will go through Young Workers Alive After 5 program and have access to a wide range of volunteer opportunities. It is a one-time workshop with permanent access to Teams resource for the time they remain at Queen Elizabeth.

Career Education Website:

We host many events and workshops throughout the year. A calendar is on our main page that provides information for post secondary institutions, grad requirements, employment, scholarships, the trades and other information about what your child will experience with in the career curriculum on our website. For more information, please visit our website: <https://www.surreyschools.ca/queene/page/9443/career-education>

These are the pictures of the celebrations we had this week for the Latin American Heritage Month and the Islamic Heritage Month. The Multicultural and Latin American clubs worked together for them!



Halloween at Queen Elizabeth

Secondary



Halloween at Queen

Elizabeth secondary



QE Multicultural club celebrating

Dia de los Muertos



QE Multicultural club celebrating Dia de los Muertos

Muertos



Happy Diwali







QE Bhangra Dance team

participating in the Earl

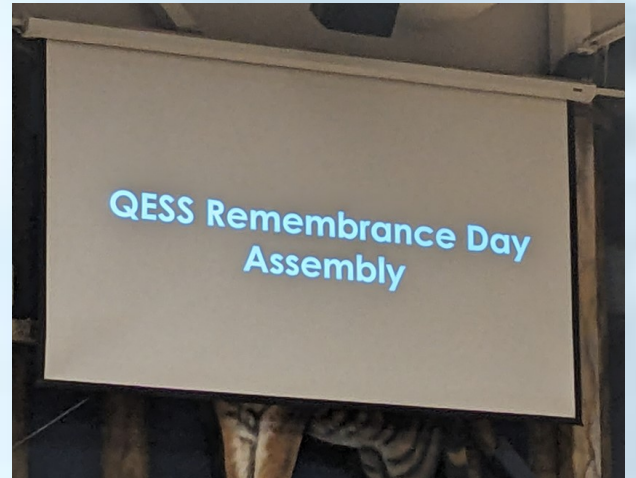
Marriett Secondary Diwali

celebration



Remembrance Day

“We Honour those who have given their lives serving Canadian and helping people of other nations



On November 29, The Multicultural Club celebrated the rich melodious and linguistic cultural Asian and Oceanian heritage students and staff bring at

QE



Field Trip

DRAGON BOAT FIELD TRIP



Capilano Suspension Bridge

Field Trip

QE students with Ms. Dragomir, Ms. Thais, Ms. Nazem, Ms.

Hartmann, Ms. Thomas and Ms. Samara had a field trip to the

Capilano Suspension Bridge on November 30. This field trip was an exciting opportunity for QE students to get out of the classroom, foster their curiosity, explore other communities and help students practice their English and social skills. Some of our students have recently arrived to Canada and others have never left Surrey.

Students loved the bridge, the Christmas lights, the nature of the Capilano park and the hot chocolate. Definitely, this experience gave QE students many smiles with a chance to explore areas outside of their familiar, local community and broaden their horizons.



Royal Brotherhood leadership camping trip 2023



Royal Brotherhood leadership camping trip 2023



Royal Brotherhood leadership group spent the day serving meals to those in need at the Salvation Army Harbour Light.



Holiday Hampers



A big thank you to our student council, counselling, youth care and indigenous department for organizing our annual Holiday Hamper Initiative. This year over 60 QE families were treated to a warm holiday gift from our loving community. Thanks to Lark Group for their annual donation covering the delicious Turkey food hampers.



Pep Rally





Winter

Celebration with our

indigenous

students to build

community and celebrate winter break together!





Pancake Breakfast



PEDAL CAR CHALLENGE

Last year the Royals Racing team took part in a Pedal Car Challenge that allowed the students to participate in some bodywork, car modifications, custom part manufacturing and then take a trip to an autobody shop to see the car get professionally painted.

Overall, it was a great experience to show some students different aspects of custom vehicle work and the numerous amounts of hours/months that need to be committed to a small-scale project like this.

The car was supposed to be auctioned off for scholarships to support students going into the trade of automotive, however the Automotive Refinishing Association that runs this project has decided that our school team had done such a great job, that they are keeping our vehicle to showcase at industry events/shows and will use the car to promote to future schools as their standard of what they are expecting for future builds.

Way to go Royals Racing Team!





6th Annual Pit Crew Challenge at Queen Elizabeth

Great competition, Great teamwork, and Great atmosphere.

Winning team: Warner, Robert and Ramon



A FEW HELPFUL AUTOMOTIVE TIPS FOR SAFE WINTER DRIVING



When you can see your breath in the mornings and evenings, the temperature is at or **below 7°C** and it's time for winter tires.

ALL-SEASON TIRES

Normal traction for a wide variety of conditions

Tread compound stiffens as temperatures drop but can withstand hot weather

Made for dry and wet conditions



STUDLESS WINTER TIRES

Traction optimized with deeper grooves & sharp, irregular edges

Tread compound remains flexible in temperatures below 7°C

Designed to grip snow, slush and ice




STUDED WINTER TIRES

Traction optimized with deeper grooves & sharp, irregular edges

Tread compound remains flexible in temperatures below 7°C

Studs for enhanced traction on ice



Winter tires are tires that have the mountain and snowflake symbol



Winter tires are rotational and need to rotate in the correct direction to be effective

Oct 1-Apr 30


MUST USE WINTER TIRES



All major highways **require winter tires** during winter months

Make sure your windshield washer fluid is -35° or lower



Check and clean wiper blades by hand. Washing a vehicle does not clean your wipers. **Windex** works great!

To lubricate wipers to stop squealing, apply a **small amount** of WD-40 to a paper towel, run over **CLEAN** wiper blade and then use a dry part of the paper towel to dry off the remaining WD-40. **Wiper blades should not be wet after the application of WD-40!**

