



# **Grad and Parent Info Presentation**

**October 15, 2024**

# Land Acknowledgement

*We are honored to work, learn and play on the shared unceded, traditional territories of the Katzie, Semiahmoo, Kwantlen and other Coast Salish Peoples.*





# Agenda


- ▶ Welcome and Introduction
- ▶ Graduation Requirements
- ▶ Post-Secondary Information
- ▶ Scholarships
- ▶ Graduation Events
  - Winter Formal
  - Grad Photos
  - Commencement Ceremony
  - Grad Dinner and Dance
  - Dry Grad

# INTRODUCTIONS

- Principal  
Mr. Stipp
- Vice-Principals  
Ms. Christensen, (A-K and International)  
Mr. Khaira (L-Z)
- Counsellors  
Ms. Kirkpatrick (A-E)  
Mr. Orso (F-K and International)  
Ms. Vairo (L-R)  
Ms. Spencer (S-Z)
- Careers Department  
Ms. Cvitkovich, Ms. Sen



# Principal's Message



# High School

---

What do you need to graduate?

What can you do to set yourself up for success?



# Graduation Requirements – 80 Credits

Grade	Courses (Credits)	# of Elective Classes	Notes
10	English (4) Socials (4) Math (4) Science (4) PE (4) Career Life Education (4)	2	<ul style="list-style-type: none"> <li>• A Fine Art or an Applied Skill in grades 10-12</li> <li>• At least 3 classes must be at the grade 12 level in addition to English 12</li> </ul>
11	English (4) Socials (4) Math (4) Science (4) Career Life Connections /Capstone (4)	3	<ul style="list-style-type: none"> <li>• Grade 10 Numeracy Assessment</li> <li>• Grade 10 Literacy Assessment</li> <li>• Grade 12 Literacy Assessment</li> <li>• An Indigenous Focus course in grade 11 or 12</li> <li>• Talk with Counsellor about external credits (driving school, Language Challenge exam etc.)</li> </ul>
12	English (4)	7	<ul style="list-style-type: none"> <li>• Some students may be on a different graduation plan</li> </ul>

## Course Planning Tool:

Grade 10 Year	credits	Grade 11 Year	credits	Grade 12 Year	credits
English 10 _____	4	English 11 _____	4	English Studies 12 or English First Peoples 12	4
Social Studies 10	4	Math 11 _____	4	Elective _____ 12	4
Math 10 _____	4	Science 11 _____	4	Elective _____ 12	4
Science 10	4	Elective or Socials 11 or 12  (BC First Peoples 12 satisfies SS and Indigenous Grad Requirement)	4	Elective _____ 12	4
Physical Health Ed. 10	4	Elective or Career Life Connections CLC _____	4	Socials 11/12 or Elective 10/11/12  (BC First Peoples 12 satisfies SS and Indigenous Grad Requirement)	4
Career Life Education 10	4	Elective _____ 10/11/12	4	Elective _____ 10/11/12	4
Elective _____	4	Elective _____ 10/11/12	4	Elective _____ 10/11/12	4
Elective _____	4	Elective _____ 10/11/12	4	Elective or CLC _____	4
<b>Total Credits Grade 10</b>	<b>32</b>	<b>Total Credits Grade 11</b>	<b>32</b>	<b>Total Credits Grade 12</b>	<b>32</b>
Gr. 10 Numeracy Exam Requirement		Indigenous Grad Requirement Met BC First Peoples 12 or English First Peoples 12		Gr. 12 Literacy Exam Requirement	
Gr. 10 Literacy Exam Requirement					

**Note:** One elective in grade 10, 11 or 12 must be either a Fine Arts or an Applied Skills course

**Total Credits combined from Grades 10, 11 and 12 =**

**Minimum total of 80 Credits REQUIRED (average total is 96-100)**

Complete our course planning form to make sure you have all the credits you need: find it here on our website



# What if I'm missing courses needed for graduation or post-secondary requirements?



Check if you can make changes to your schedule for Sem 2



Take an online course with SAIL (Surrey Academy for Innovative Learning) Pay attention to course completion deadlines used by institutions you are applying for



Take a course in Night School with Continuing Education at Queen Elizabeth Secondary



Take courses in summer school (information available in the Spring, students who have graduated in June are eligible for one more summer term) Keep in mind courses for summer school may not count towards post-secondary applications

What if I graduate high school but need to make up courses later?

- Academic upgrading available at the post-secondary level as well
- Good option for students who have taken a gap year and may be missing courses required for a specific program

# What are your plans for after high school?

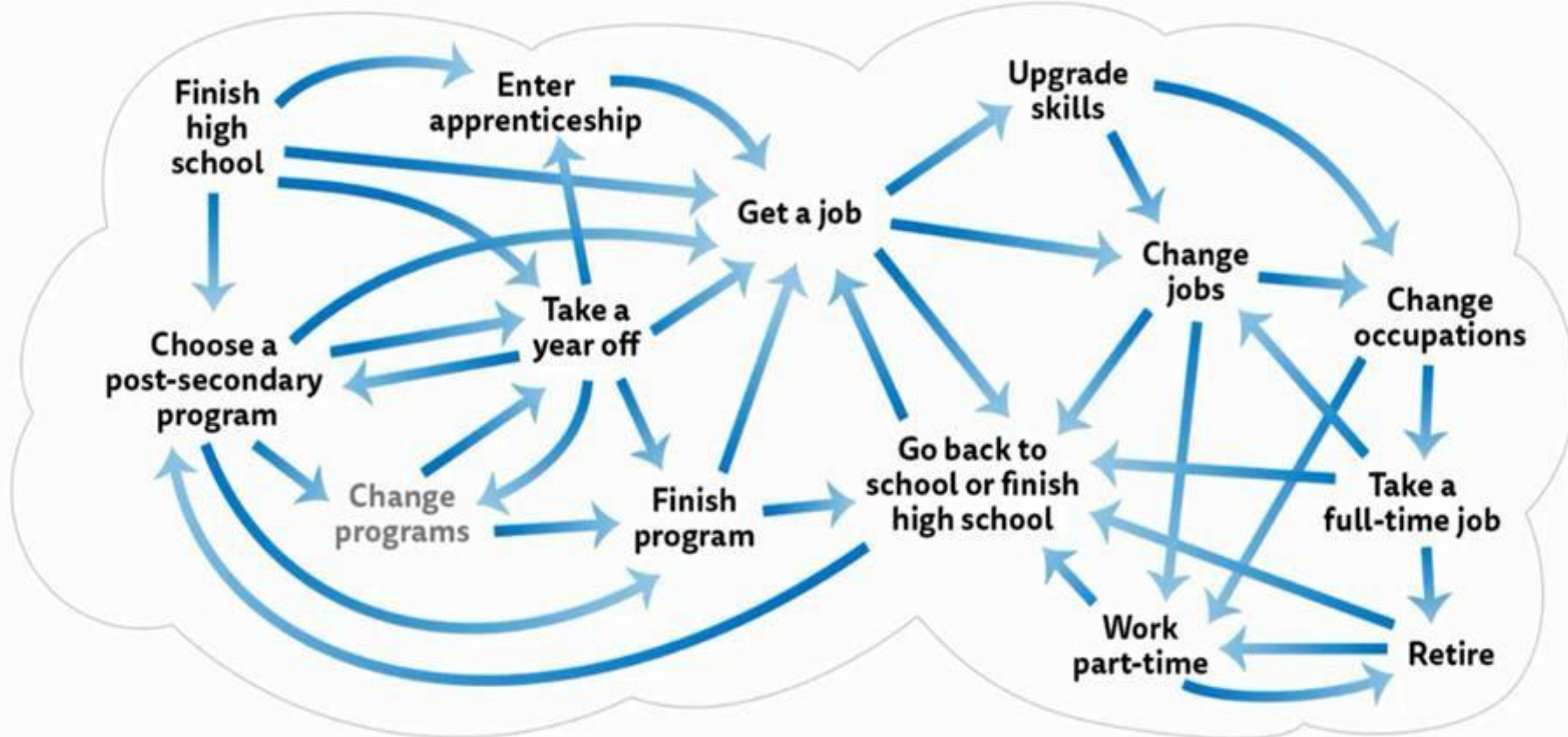


EducationPlannerBC

Plan

Search

Apply



# Understanding the Labour Market

What are your  
options???



# Labour Market Outlook

The projected **1,004,000 job openings**  
**ARE SPREAD ACROSS 500 OCCUPATIONS.**

Job openings in the following **special occupational groups:**

**111,000** in STEM (tech) occupations

**85,000** in skilled trades occupations

**5 industry groups**  
will account for **over half** of total job openings:

**14%** Health care and social assistance

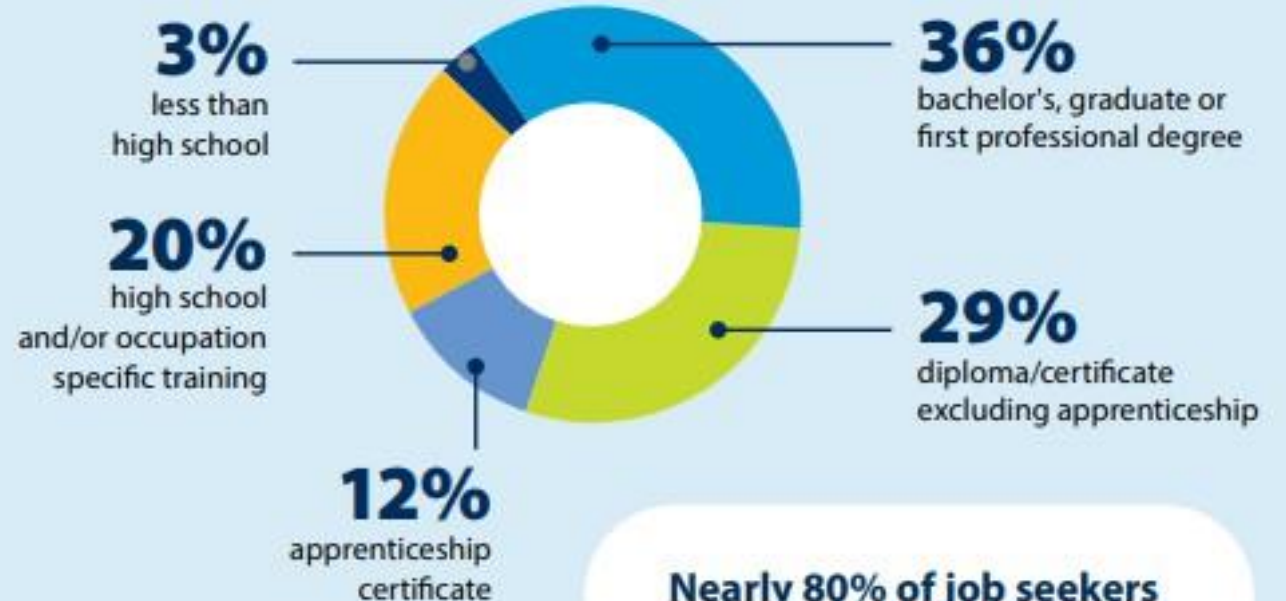
**14%** Professional, scientific and technical services

**10%** Retail trade

**8%** Construction

**7%** Accommodation and food services

## Typical **EDUCATIONAL BACKGROUND** for job openings



**Nearly 80% of job seekers will need some form of post-secondary education or training.**

## The IN-DEMAND TRADES occupations:

> Cooks



> Auto service technicians



> Construction trades helpers and labourers



> Hairstylists and barbers



> Carpenters



> Construction electricians



> Heavy equipment operators (except crane)



> Painters and decorators (except interior decorators)



> Welders and related machine operators



> Plumbers



### The top construction trades occupations in terms of projected job openings over the next ten years are:

- Carpenters
- Construction trades helpers & labourers
- Heavy equipment operators (except crane)
- Painters & decorators (except interior decorators)
- Construction electricians
- Construction millwrights
- Welders & related machine operators
- Plumbers
- Heavy-duty equipment mechanics

### The other top trades are:

- Professional cooks
- Auto service technicians
- Hairstylists & barbers
- Bakers
- Motor vehicle body repairers
- Industrial electricians

# Trades & Apprenticeships

- Over the next decade, there will be about 85,000 job openings in trades.
- Nearly half of these will be in construction trades.

# Other options

---

**Capilano** University – Graphic Arts, Music, Film, Tourism

---

**Vancouver Film School** - 3D & Visual Arts, Film, Acting, Game Design

---

**KPU** – Fashion Design, Trades, Environmental Science

---

**Emily Carr** – Fine Arts

---

**BCIT** – Trades, Business & Media, Computer Science & Technology

---

**Royal Military College** or **Canadian Coast Guard College**

---

**JBC** – Policing, Firefighting, Paramedic

# Gap Year

- Focus on values, and skill development
- Job opportunities, working with current skills and strengths
- Volunteer, gain experience, develop skills, discover interests
- Make a plan for moving forward
- Upgrading high school classes
- Continuing education for professional development (First Aid, CPR Training, Food Safe, Computer Skills, Resume workshops, etc)
- In BC, 51% of students typically go directly to post-secondary after graduation. By the time students are 29 years old, 81% of students have attended some post-secondary (4 out of 5)
- Education is always waiting for them







# Post- Secondary 101

---

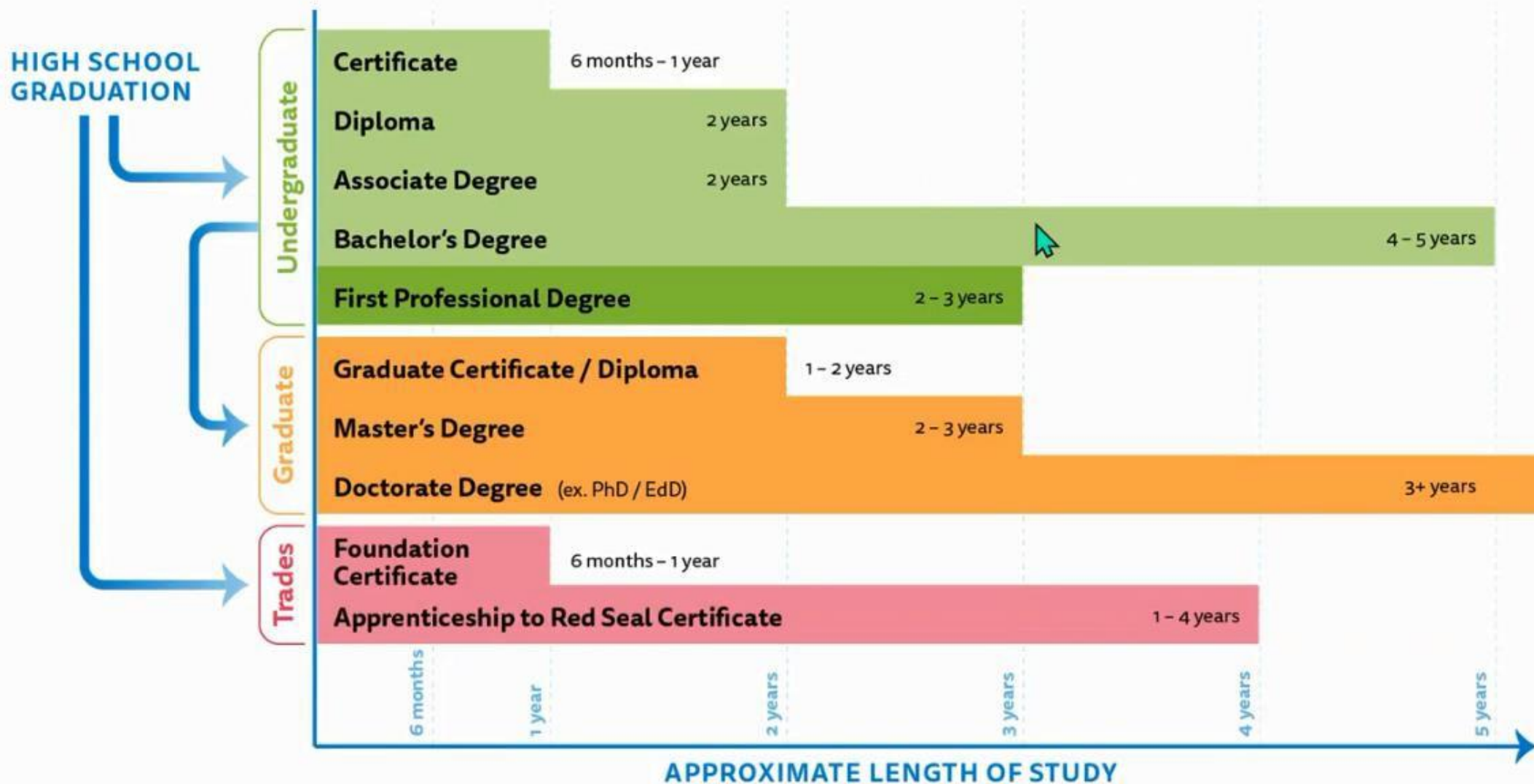
# Important Factors to Consider re: Post-Secondary

What kind of environment would you be most successful in?

- Program
- Location
- Cost
- Class Size
- Housing and transportation
- Student Services
- Athletics
- Coop / Work Experience / Internships



# Academic credentials



# Information you should be gathering now

If planning to pursue post-secondary next year, gathering information is important

- Know the requirements – different schools / programs different requirements
- Find out the applications dates (open / close...**most post secondaries opened October 1**)
- Financial aid and housing deadlines
- Attend campus tours
- Attend program information sessions
- Make an appointment with an academic advisor
- Talk to people who are working in the field you want to pursue (job shadow, volunteer, informational interviews)



# How to apply to Post-Secondary



1. Go directly to post-secondary website, specific program, "apply now"
2. Create an account on [educationplannerbc.ca](http://educationplannerbc.ca)
3. Complete applications on education planner
4. Pay application fee with a credit card
5. Send transcripts through the Student Transcript Service on the BCeID website
6. Once you submit an application, you will receive a confirmation email
7. Feb / March conditional letters of acceptance go out
8. May / June official acceptance and registration dates sent out

# EducationPlannerBC is the provincial application service and an online resource:

## Plan

### GET PREPARED

- Things to consider
- Top Tips
- Glossary
- Financial Resources

## Search

### START SEARCHING

- Explore over 4,500 programs in B.C.
- Discover admissions, fees, and deadlines
- Save and compare programs using My List

## Path

### FIND YOUR PATH

- Education and career planning tool
- Personalized, interactive
- Explore, save, and share your selections

## Apply

### READY TO APPLY?

- Create one account
- Apply to one or multiple institutions
- View submitted applications

# Prepare your Documents

- **Transcripts** (most will be sent directly from Student Transcript Service Page)
- **Personal Education Number (PEN)**
- **Proof of citizenship (SIN #, PR card, etc.)**
- **GPA for your senior courses**
- **Study permit (if applicable)**
- **Resume, personal statement, career goals**
- **Reference letters**
- **Essays, portfolios, supplemental applications**





# EducationPlannerBC Live Learning sessions

Join us virtually on Wednesday, October 2,  
or Tuesday, October 29, 2024, from 6:30-7:30 p.m.



EducationPlannerBC [www.EducationPlannerBC.ca](http://www.EducationPlannerBC.ca)



# Apply for admission

You've planned, searched, and now you're ready to apply! Here you can easily apply to any of B.C.'s 25 public post-secondary institutions.

Not sure how to apply? Check out our How-to guides for more information.

[Sign Up for your EducationPlannerBC Account](#)

OR

[Login to your EducationPlannerBC Account](#)

1

Select  
Institution

2

Complete  
Application

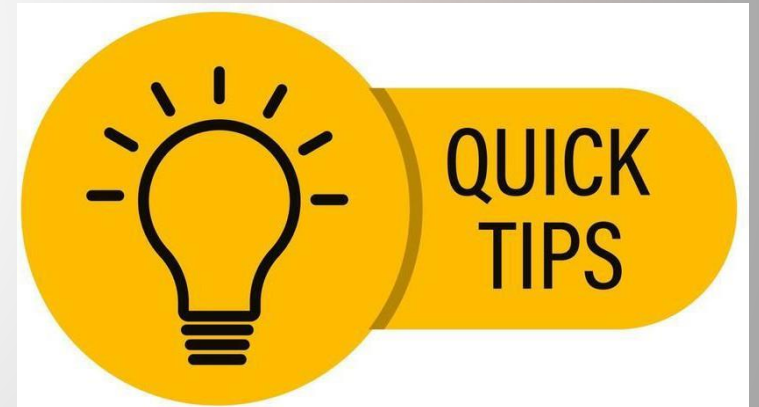
3

Review  
&  
Submit


# Tips / Reminders

---

- Double and **TRIPLE** check your application to ensure accuracy
- Changes cannot be made once you hit submit
- Ensure you are checking off the option to allow post-secondary's to access your transcripts
- Keep an eye on your email
- Do not use your Surrey Schools email for anything!



# BCeID and Student Transcript Service



The screenshot shows two side-by-side panels. The left panel features the British Columbia logo and the text 'BCeID' in a large font. Below this, it says 'Register for a Basic BCeID' and 'Online ID for secure access to B.C. government services.' At the bottom of the panel is a 'Register' button with a right-pointing arrow. The right panel features the 'StudentTranscripts' logo with a document icon. Below this, it says 'Log in to StudentTranscripts Services (STS) with BCeID' and 'Access STS with Basic BCeID for exam results & transcripts/certificates.' At the bottom of the panel is a 'Log in' button with a right-pointing arrow.

- First students register for a [BASIC BCeID](#)
- Then students register for the [Student Transcript Service](#)
- Personal Education Number (PEN) is required, as well as legal name and birthdate
- You must confirm your registration through email within 24 hours or your account will be deleted
- You can choose to send your transcripts to multiple post-secondary institutions here – only send your transcript AFTER you've applied to each school
- Detailed instructions on how to create an account on the Student Transcript Services (STS) website are posted on the [NS Grad 2025 Info Team](#) under the Transcripts channel

# Understanding Open vs. Limited vs. Competitive Intake

## Open

- ← Often used in college / small universities
- ← Applications stay open, no limit on seats
- ← Grades not taken into consideration beyond min. requirements
- ← Examples: most KPU programs

## Limited

- Has a set number of seats per application cycle
- Applications stay open until classes are full
- Often have specific requirements (grades, courses)
- Nursing programs, fashion design, trades programs

# Competitive Intake

- Typically used in universities
- They want the best applicants
- Will have a closing date and will evaluate each qualified application after this date and admit a set number of the best applicants

## **UBC Stats, as an example**

- ← For the 2023/2024 school year, UBC assessed over 52,000 undergraduate applications
- ← UBCV admitted 52% of applicants
- ← UBCO admitted 76% of applicants
- ← GPA average
  - ← 89-91 percent for UBCV
  - ← 84-86% for UBCO

# UBC vs SFU vs KPU

## UBC

- Competitive intake
- Consider grade 11/12 marks
- Must have a language 11
- Min. 70% English 11/12
- Recommended to have 6 grade 12 courses in addition to English 12
- Need to complete UBC Personal Profile – volunteering, athletics, etc. are taken into consideration
- **Must have a PROFICIENT or 3/4 on the Literacy 12 Assessment**
- Tuition for 1st year about \$7,300 - \$13,500

## SFU

- Competitive intake
- Consider grade 11/12 marks
- Must have a language 11
- Min. 70% in English 12
- Must have 5 approved grade 12 courses
- Tuition per year \$7,300 – 11,750

## KPU

- Open / Limited intakes
- Min. C+ in English 12 for all arts, science and business programs
- Limited intake programs may have more specific requirements
- Tuition per year about \$6,000



# UBC – Personal Profile

- Comprehensive and holistic approach to looking at applicants
- Combination of academic coursework, grades and other accomplishments (academic and non-academic), and experiences outside the classroom
- 2023/2024 - 82,000+ personal profiles were reviewed
- Virtual UBC Application Workshops available on UBC's website

# Application Reminders

- If you apply to 3 post-secondary's you must pay 3 application fees
- Have your payment ready – application fees require credit card payments
- If you are accepted to a post-secondary, you will receive a letter outlining when you have to make your decision by.



- To secure your seat you must pay an acceptance fee – this fee will go towards your tuition.
  - Around \$200-500 for domestic / International students \$5,000
  - Ensure you receive confirmation that your application was submitted. Check junk folders in your email.
- \*\* If you are planning to apply or be considered for Entrance Scholarships – check the deadlines – some happen in November!!



# Common Routes to Your Educational Goal

## The Direct Route

Enter post-secondary institution directly from high school.

## The Transfer Route

Start at one institution, then transfer to another institution.

## The Transfer Route

- For some students, starting at a smaller PSI and then transferring to a larger institution is a good option.
- Direct entry from high school to large universities (UBC / SFU / UVic) is more difficult than getting into a smaller institution (KPU / Douglas) and transferring after 2 yrs.
- It's less competitive to transfer after 2 yrs to the universities
- They also find mature students with some post-secondary experience desirable
- Your final degree will be from the institution you finish at
- It is also less expensive than completing an entire Bachelor's at a large university

# How to Stay Informed:

- Browse the university and college websites to get the most up to date admission and prerequisite information
- Register for post-secondary **Open Houses, Campus Tours** and **Virtual Info Sessions**
- Call and make an appointment with an advisor at the post-secondary school you want to attend
- **Be organized** – documents, transcripts, references, application deadlines
- Follow the Career Centre on Instagram [@NorthSurreyCareerCentre](https://www.instagram.com/NorthSurreyCareerCentre)
- **Visit the Career Centre to speak to Ms Cvitkovich and Ms Sen**
- **Speak to your counsellor**
- Read the [NS Grad 2025 Info Team](#) often!



Follow the Career  
Centre on Instagram!!



@NorthSurreyCareerCentre

For up to date info on:

Scholarships

Post-Secondary Info Sessions

Volunteer Opportunities

and MORE!!

# Scholarships

- ▶ Find the latest Scholarship updates on the **NS Grad 2025 Info team** under the **Scholarships** channel
- ▶ The Career Centre runs monthly scholarship meetings. All grade 12 students are encouraged to attend
- ▶ Scholarship slides are posted on the **NS Grad 2025 Info Team** after the meetings
- ▶ The next scholarship meeting is on **Monday, Oct. 21st at lunch in the library**





# Grad Events





## Winter Formal:

- ▶ A Dinner and Dance open to grade 11 and 12 students only
- ▶ November 28, 2024
- ▶ Aria Convention Centre
- ▶ 6-9pm
- ▶ All school rules apply
- ▶ Tickets for sale online soon, price to be determined

# Grad Dinner & Dance

- ▶ Saturday, May 24<sup>th</sup>, 2025 at Swaneset Resort and Country Club at 5.15 pm
- ▶ Tickets will be on sale in April/May next year
- ▶ This year's Grad Sponsors will be Ms. Knopp, Mr. Grewal, Mr. Mattson and Mr. Misura, Ms. Grewal, Ms. Mackenzie, Ms. Zappone, Mr. Riddle and Ms. Christensen
- ▶ Student Grad Council meets the first Thursday of each month in Room 205



# Dry Grad

- Dry Grad – What is it?
- Dry Grad is a longstanding tradition at NSS that is organized each year for the graduating class by a dedicated parent volunteer committee.
- It is a parent supervised all-night event and includes entertainment, a variety of activities, food, door prizes and much, much more.
- Meetings will be announced in the Spartan Scroll and posted on the school website
- Follow them on Instagram @nss\_drygrad2025
- Email: [nssdrygrad2025@gmail.com](mailto:nssdrygrad2025@gmail.com)
- Facebook: NSS Dry Grad 2025
- Handout will be emailed



# Grad Photos

- ▶ GRAD PHOTOS will be from **January 25<sup>th</sup> to February 1st** (times will be available from 8.30 am to 9.15 pm). The mobile studio will be in the North Surrey parking lot and this is the time allocated to get your picture for Grad
- ▶ On-line appointment booking system – go to **artona.com**, pick our school and pick a date/time
- ▶ Bring a \$60 refundable deposit – account will be credited when package is purchased
- ▶ Photo will be placed in the yearbook and composite and used for Commencement
- ▶ Artona Photography will provide a copy of the composite and diploma folder at Commencement



# Commencement


- ▶ Monday, June 2nd, 2025 at the Bell Performing Arts Centre at 6 pm (start time)
- ▶ Grad Gown orders and Commencement write ups will begin in December
- ▶ Commencement fee will be \$60 (covers cap & gown, grad class composite and diploma folder)
- ▶ Number of guests to be determined
- ▶ Tickets and gowns will be distributed during a rehearsal assembly on Friday, May 30th





- ▶ All grade 12 students are part of a Team **NS Grad 2025 Info**
- ▶ Latest info is posted about events, post-secondary info, scholarships, etc.
- ▶ Check it on a regular basis
- ▶ Grad Newsletter Emailed home in March
- ▶ Call or Email Ms. Christensen

PAY FEES DONATE QU



# North Surrey Secondary

Home of the Spartans

Our School News Areas of Learning **Resources & Admissio**

MyEdBC – Parent Portal Core Competencies Indigenous Learning

H Course Planning Graduation Information St  
Parents Surrey Schools One M  
Student Bus Services School Registration

Parents — Parents

The image shows a screenshot of the North Surrey Secondary website. At the top right, there are links for 'PAY FEES', 'DONATE', and 'QU'. The school's logo, featuring a Spartan helmet with 'NORTH SURREY' above and 'SPARTANS' below, is on the left. The main header reads 'North Surrey Secondary' and 'Home of the Spartans'. A dark red navigation bar contains 'Our School', 'News', 'Areas of Learning', and 'Resources & Admissio'. Below this, a white navigation bar lists 'MyEdBC – Parent Portal', 'Core Competencies', and 'Indigenous Learning'. A dropdown menu is open under 'Resources & Admissio', showing 'Course Planning', 'Graduation Information', 'Parents', 'Surrey Schools One', 'Student Bus Services', and 'School Registration'. Two red arrows point to 'Resources & Admissio' and 'Graduation Information', which are also circled in red. At the bottom, the text 'Parents — Parents' is visible.

**Presentation will  
be posted to the  
NS Website and  
emailed home!**

*Questions ?*

*Thank you for  
coming out this  
evening!*

