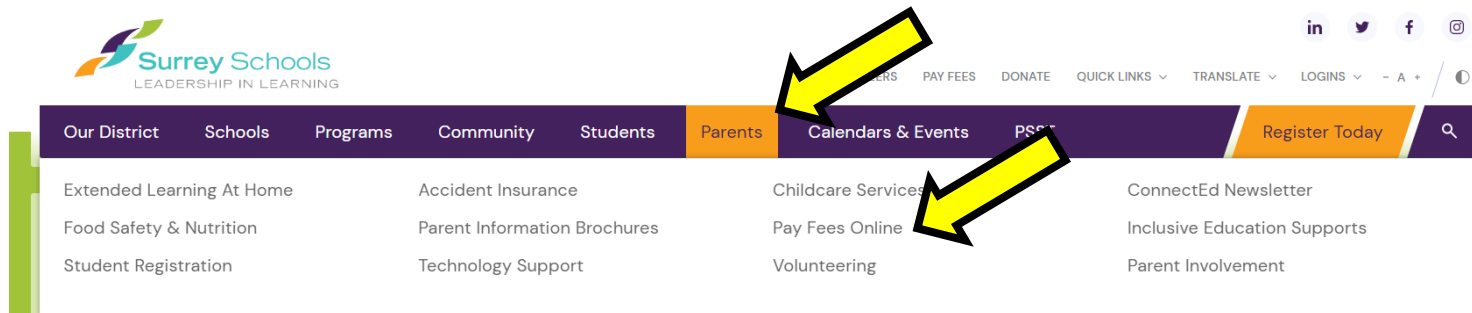


Register for online payments with Frost Road Elementary

1. Go to the district website: <https://www.surreyschools.ca>
2. Hover your mouse over the “Parents” tab and select “Pay Fees Online”



3. This will take you to the School Cash Online website.
4. Select “Register”:



5. Follow the prompts to set up your account. Be sure to attach your child to your account to receive notifications of fees etc. The registration needs to be on a computer not a phone.
6. Confirm your e-mail. Check your inbox (or your junk mail) for the confirmation and click on the link inside. Sign in with your new login details.
7. Once logged in you will want to add a child:



8. Follow the prompts to add your child to your account:
-do not check the box under Surrey School District #36


- select your school from the drop-down menu (Frost Road Elementary)
- enter the First Name and Last Name using their Legal Name
- if you are having trouble adding your child, please call the office for their Student Number at 604/572-4050
- stay connected by selecting “yes” to email notifications about upcoming fees
- Click on “Confirm”

Add Student

1. Type in the School Board name and select one from the list

Surrey School District #36

Change school board name

2. Select a school 

Select school...

3. Enter student information

Student Number



I don't have the student number.

First Name

*

Last Name

*

Birth Date

 *

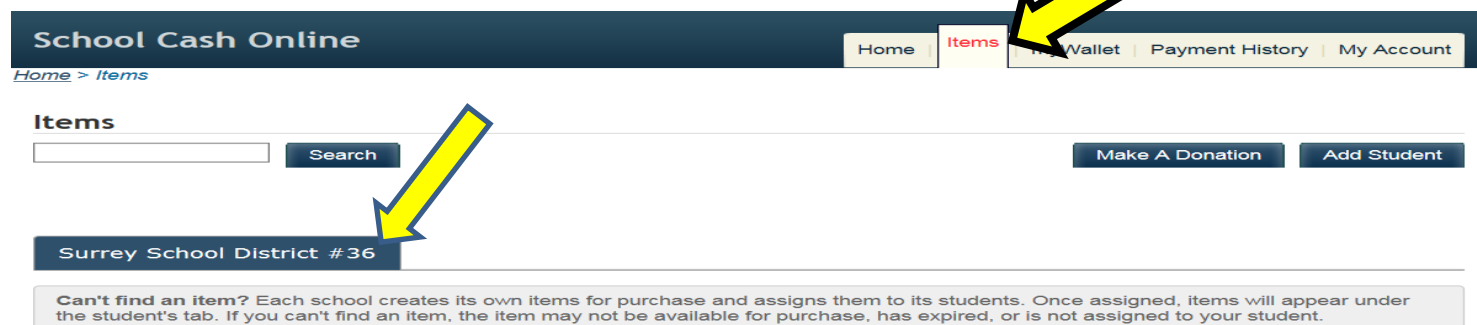
Date format: mm/dd/yyyy

Confirm

[I don't want to add a student](#)

9.

After you have added your child you can either click on items top tab and below you will see a tab appear with your child's name beside it will be a tab for Surrey School District #36.



School Cash Online

Home | **Items** | Wallet | Payment History | My Account

Home > Items

Items

Search **Make A Donation** **Add Student**

Surrey School District #36

Can't find an item? Each school creates its own items for purchase and assigns them to its students. Once assigned, items will appear under the student's tab. If you can't find an item, the item may not be available for purchase, has expired, or is not assigned to your student.

If there is something which needs to be paid for you will see it when you click on your child's tab. You can click on the item and follow the prompts for payment.