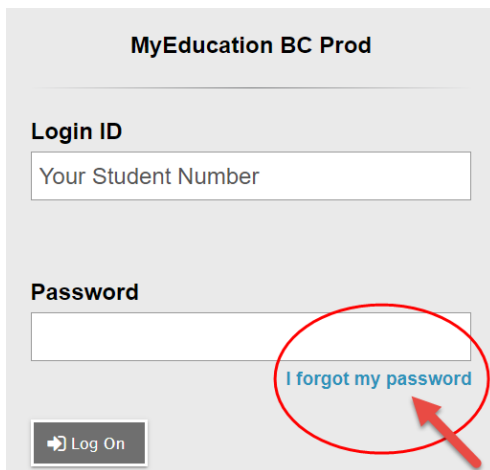


Student - I Forgot My Password to MyEdBC

1. To retrieve a new temporary password for MyEdBC be sure to use a computer and not a mobile device.



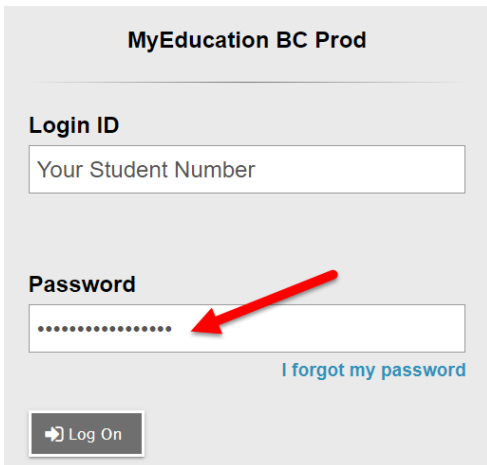
2. Go to MyEdBC <https://www.myeducation.gov.bc.ca/aspn/logon.do> and type in your **MyEdBC Login ID** which is also your student number. Click on 'I forgot my password'. MyEdBC will email you a new temporary password.



3. If MyEdBC has your surreyschools email, **log into your surreyschools account** <https://www.surreyschools.ca/Pages/default.aspx> to retrieve your new temporary MyEdBC password. Your login for your surreyschools will be the same login you would log in to FreshGrade or to log onto a school computer. **You can login by clicking on Office 365 or Sign In.** If MyEdBC has your personal email, login to your personal email account to retrieve your new temporary password.



- Go to MyEdBC <https://www.myeducation.gov.bc.ca/asp/en/logon.do> and **type in your MyEdBC Login ID** which is also your student number. **Type in your new temporary password exactly** as it has been emailed to you under **Password**, as MyEdBC passwords are case sensitive.



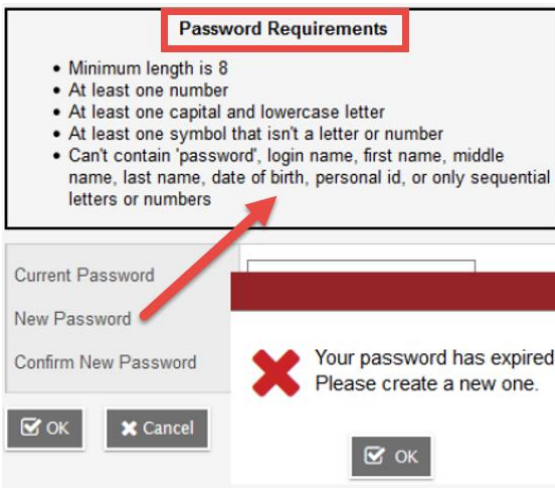
- MyEdBC will ask you to choose a new password. Enter the following information in the **Change Password** pop-up window.

Current Password: enter the **temporary password** that MyEdBC emailed you

New Password: enter your new password following the MyEdBC **Password Requirements**

Confirm New Password: enter your **new password a second time**

Click **OK**. You have now reset your MyEdBC password.



Note: MyEdBC passwords are good for **90 days**. MyEdBC will prompt you to create a new password immediately.

Tip: **Ten unsuccessful login attempts will disable your account.** If this happens you will have to wait for it to be re-enabled. Call or go to your school office to request that your account be re-activated. This may take a few days or longer.