



Checking Out FollettShelf eBooks


eBooks can be checked out in both **Destiny Library's Classic Catalogue** and **Destiny Discover**. Up to **3** can be checked out at a time. eBooks will automatically return after **14** days.

Login to **Destiny** with your personal Surrey Schools account username and password.
(For password help, please talk to your **Teacher Librarian**.)

- Search for an eBook
- Checkout in the **Destiny Library Classic Catalogue**
 1. On the **Title Details** page, click the **Open** button.
 2. The ebook will open in a new browser tab. Click the top right menu  and select  **Book Options**.
 3. Click **Checkout**.
- Checkout in **Destiny Discover**:
 1. On the **Search Results** page, click **Checkout** on the title card.
 2. OR click on the title card to open the **Title Preview** overlay and click the **Checkout** button.

*View all currently checked out books in **My Stuff > Checkouts**.*

Note: It's possible to return eBooks early in **Destiny Discover**:

1. In the **My Stuff** drop-down menu at the top of the page select **Checkouts**.
2. Select the  menu icon for the eBook you wish to return early, then click **Return**.

Remember to Log Out on shared devices.