

Reading FollettShelf eBooks


The online Follett e-reader is accessible from both **Destiny Library's Classic Catalogue** and **Destiny Discover**.

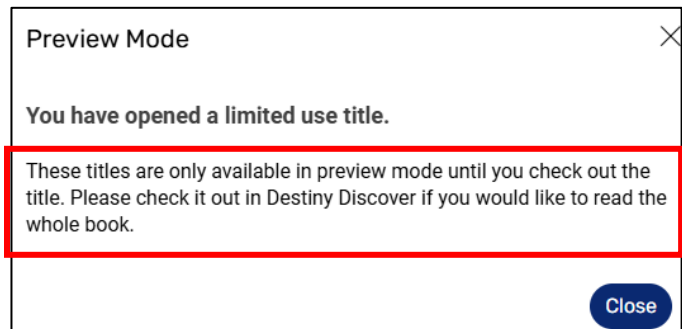
Login to **Destiny** with your personal Surrey Schools account username and password.
(For password help, please talk to your **Teacher Librarian**.)

- Search for an eBook
- Open and read in **Destiny Library Classic Catalogue**:
 - In the **Search Results** or **Title Details** page click the **Open** button.


- The e-reader will open in a new browser tab. A **Limited Preview** warning may appear. Click **Close**.

- Use the navigation arrows to flip through the eBook. Checkout the eBook to continue reading if necessary.


- When you are done reading, click the  button in the top left corner, or close the browser tab.



(i.e. Only a portion of the eBook is viewable before checking out.)

- Open and read in **Destiny Discover**:
 - On the **Search Results** page, click **Open** on the title card or the **Title Preview** overlay.
 - The e-reader will open within **Destiny Discover** in the same browser tab.
 - The **Limited Preview** warning may appear. Click **Close**.
 - Use the navigation arrows to flip through the eBook. Checkout the eBook to continue reading if necessary.
 - When you are done reading, click the  button in the top left corner.

Note: It's possible to return eBooks early in **Destiny Discover**:

1. In the **My Stuff** drop-down menu at the top of the page select **Checkouts**.
2. Select the  menu icon for the eBook you wish to return early, then click **Return**.

Remember to Log Out on shared devices.