

Searching for FollettShelf eBooks

You can search for eBooks in both **Destiny's classic catalogue** and **Destiny Discover**. You do not have to be logged in to conduct a search. However, **if you wish to view or open an eBook**, you will need to login with your personal Surrey Schools account username and password. (*For password help, please talk to your school **Teacher Librarian**.)*

Option 1. Search for an eBook in Destiny's classic catalogue:

1. Enter your school's library catalogue.
2. Search for a title, subject or any other criteria as you would for any other item.
3. If you wish, you can restrict your search to Follett eBooks only. Limit the **Material Type** to "Electronic Book (eBook)" and check the "Limit to Follett eBooks" checkbox.

Top 10 Basic Power Visual Copy Categories


Find [Reset All](#)

Narrow your search to... [Show Less ▲](#)


⚠ Limiters have been set...

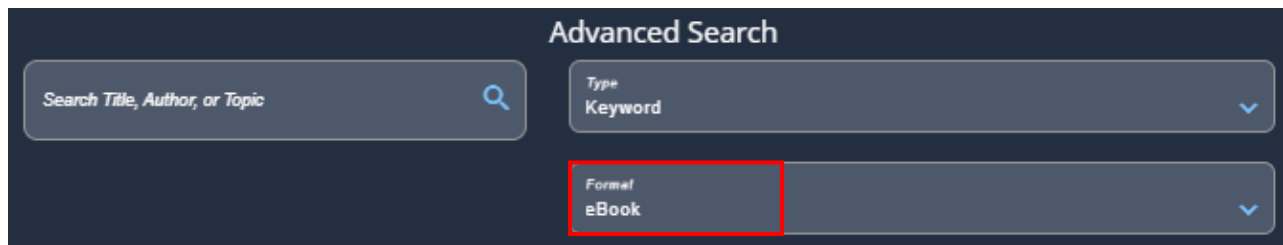
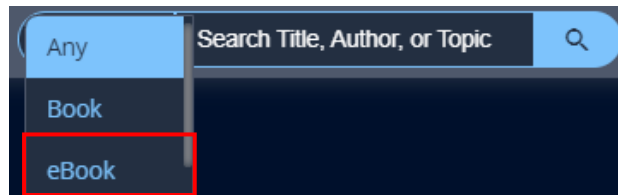
Material Type ▼





Limit to Follett eBooks

4. FollettShelf eBooks will appear on the **Search Results** page with the  icon.
 - Available copies = **In**
 - No available copies = **Out**
5. Select the title or click the button to view more information about the eBook.
6. Click the button to view the eBook. **You will be prompted to login before the browser e-reader opens.**

Option 2. Search for an eBook in Destiny Discover:

1. Enter your school's library catalogue.
2. Open **Destiny Discover** by clicking the **Destiny Discover** tab in the menu on the left.
3. Enter your search criteria in the search bar at the top of the page.
4. If you wish, you can restrict your search to Follett eBooks only. Select "eBook" in the **Format** drop down menu beside the search bar. Or click the **Advanced Search** icon  and select "eBook" from the **Format** drop down menu there.



5. FollettShelf eBooks will appear on the **Search Results** page with the  icon.
 - Available copies = 
 - No available copies = 
6. Click on a book cover to view more information about the eBook.
7. Click the  button to view the eBook. **You will be prompted to login before the browser e-reader opens.**

If you logged in to view, remember to Log Out when you are finished.