






















2020/2021 SCHOOL SUPPLIES - GRADES 4 & 5

					
1 zippered pencil pouch	30 pencils	2 white erasers	1 pencil sharpener w/ shaving storage	2 yellow highlighters	1 pair student scissors
		" ruler" data-bbox="420 255 450 355"/>			
1 black sharpie fine tip	1 black sharpie ultra fine tip	1 6"/15 cm ruler	2 40 gram glue sticks	2 1 inch clear-view binders	2 pkg 5 tab dividers
					
2 sturdy & strong magazine holders (this is a daily use item)	1 pkg 15-200 sheets of lined paper	1 pkg 100 sheets of plain/ blank paper	5 coiled notebooks (80+ pages per book)	1 plain/ blank exercise book, 72 pages +	1 pair headphones (please provide labelled storage - ziplock/ drawstring bag)
					
1 pkg 16 oil pastels (Crayola)	1 pkg 12 fine tip markers	1 pkg 24 watercolour paints (Crayola)	1 pkg 24 coloured pencils	2 coiled sketchbooks (8 1/2 x11)	4 pocket folders (8 1/2 x11)

Hello Families,

Please see the next page for when and how to send school supplies for our September start.
Thank you for taking the time to prepare for your child's year of learning!

- Miss Ståhlström

2020/2021 SCHOOL SUPPLIES - GRADES 4 & 5

Division 1 Families,

As we are to minimize sharing due to the ongoing Covid-19 pandemic, I'm asking your child to do some prep work before school starts! We want to keep items as personal as possible to limit contact between students and their teachers.

Please set them up with the information below and let them take care of their materials. Please check in on their progress and review their work once they are done!

Thank you very much for your time and support,

Miss Ståhlström

Step 1: Take out a **sharpie**, and **label EVERYTHING!**

Initials are fine, first name and last initial is even better! (example: **Hermione G.**)

Did you label each pencil crayon? Each felt? Of course you did - you are **amazing!!**


Step 2: Open and clip in one package of **dividers** into each **binder** (5 dividers per binder)

"If I have 10 dividers and 2 binders.. each binder will have... ?" Yay! Math!

Step 3: Remember those **headphones** that you labeled? Go ahead and label their **storage bag** too!

Step 4: Put these labelled items inside your **Zipper Pencil Pouch**:

3 Pencils	1 Pencil sharpener	1 6" / 15cm ruler
1 Highlighter	1 Scissors	1 Glue Stick
1 Sharpie Ultra Fine tip	1 Sharpie Fine tip	1 White Eraser



Step 5: Put the rest of your *labelled* items (I'm so proud of you for labelling every single, little thing - even those erasers! Great Job!!) into a large plastic bag. You're ready!



Step 6: Celebrate and **thank** the person(s) who spent time finding you all these supplies you so wonderfully organized!

Please bring all supplies by
Thursday, September 10th