

My Education BC

MyEducationBC is a secure portal used in most school districts in Province of BC. Security is guided by the rules of the School Act and Freedom of Information and Protection of Privacy Act. If you have any questions about or concerns, please contact the school Principal.

Logging In

A Login ID and a temporary Password will be provided to you by email at the time your account is created. The email will come from 'sysadmin@myeducation.gov.bc.ca'.

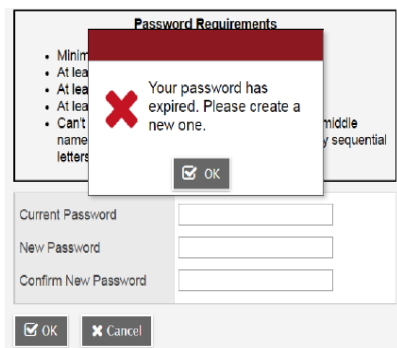
The MyEdBC website is: <https://www.myeducation.gov.bc.ca/aspen/logon.do>

1. Log in from a desktop computer only.
2. Enter your **Login ID** and temporary **Password**
3. Click **Log On**



The screenshot shows the login interface for 'MyEducation BC Prod'. It features two input fields: 'Login ID' and 'Password'. Below the password field is a blue link that says 'I forgot my password'. At the bottom left is a 'Log On' button.

4. You will be prompted to change your password. '**Current Password**' is the temporary password you were provided. Enter a '**New Password**' and '**Confirm New Password**' using the criteria outlined in the password requirements.



The screenshot shows a 'Password Requirements' dialog box with a red 'X' icon. The message inside says: 'Your password has expired. Please create a new one.' Below the message is an 'OK' button. In the background, a form is visible with fields for 'Current Password', 'New Password', and 'Confirm New Password', along with 'OK' and 'Cancel' buttons at the bottom.

Password Recovery

If you forget your MyEdBC Portal Password, you can click the 'I forgot my password' link on the log in screen and an email will be sent to you with a new password.

How to View My Child's Report Card

Every time you log into MyEdBC, you will see a welcome screen. To view your child's report card, look under the Published Reports section. You can view your child's report card by clicking here. Note the date of the upload to ensure you are looking at the current report card for this term.



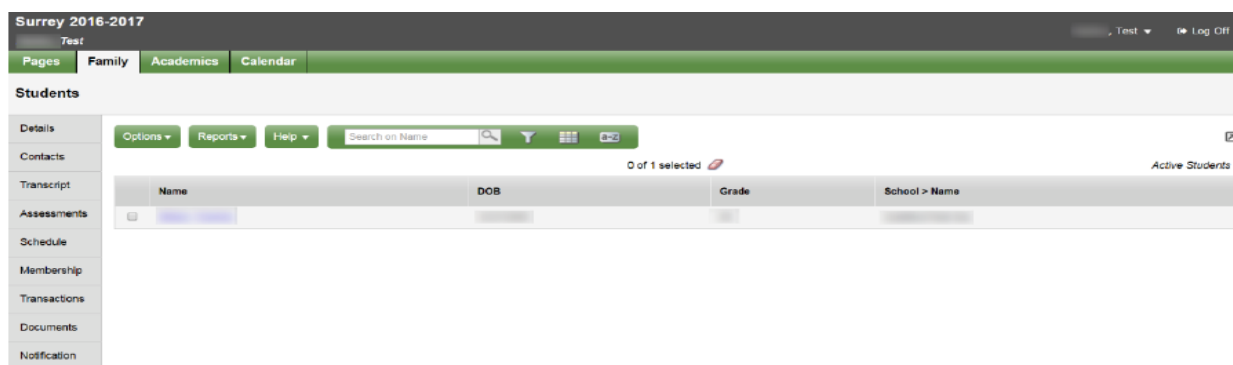
The screenshot shows the MyEducationBC SDTest interface. The 'Published Reports' section contains a table with the following data:

Filename	DateUploaded	Creator	Description
Report Cards - Middle Years and Secondary	30/01/2017 9:33 AM		Report card for

A red arrow points to the 'Report Cards - Middle Years and Secondary' entry.

How to View My Child's Timetable / Schedule

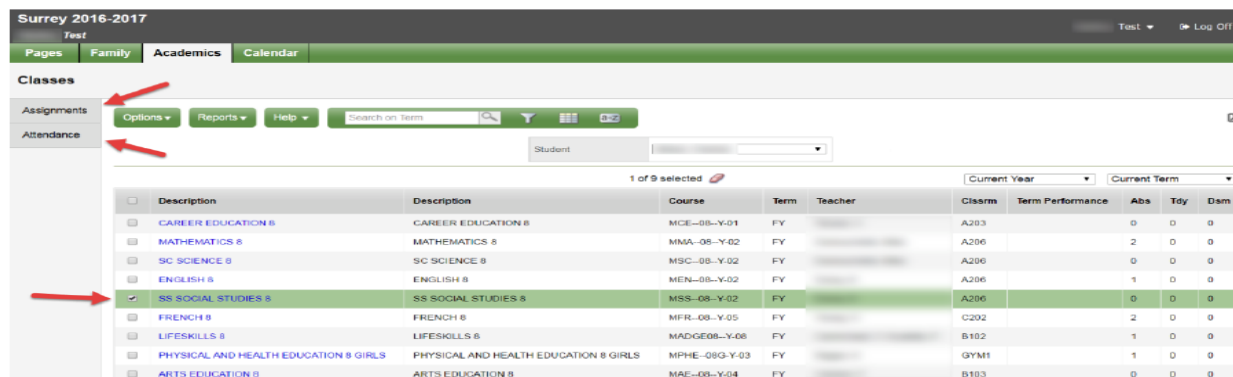
Click the 'Family' tab at the top of the screen. When you click the 'Family' tab, a list of options appears on the left of the screen. Click the 'Schedule' button on the side. This will show your child's timetable.



The screenshot shows the Surrey 2016-2017 Family tab. The left sidebar contains the following options: Details, Contacts, Transcript, Assessments, Schedule, Membership, Transactions, Documents, and Notification. The 'Schedule' option is highlighted.

How to Check My Child's Attendance

Click the 'Academics' tab at the top. Then click the 'Attendance' button on the side. You can choose the class to view your child's attendance.



The screenshot shows the Surrey 2016-2017 Academics tab. The left sidebar contains the following options: Assignments, Attendance, and Classes. The 'Attendance' option is highlighted. The 'Classes' section shows a list of classes, with 'SS SOCIAL STUDIES 8' selected.

Description	Description	Course	Term	Teacher	Classrm	Term Performance	Abs	Tdy	Dam
CAREER EDUCATION 8	CAREER EDUCATION 8	MCE-08-Y-01	FY		A203		0	0	0
MATHEMATICS 8	MATHEMATICS 8	MMA-08-Y-02	FY		A206		2	0	0
SC SCIENCE 8	SC SCIENCE 8	MSC-08-Y-02	FY		A206		0	0	0
ENGLISH 8	ENGLISH 8	MEN-08-Y-02	FY		A206		1	0	0
SS SOCIAL STUDIES 8	SS SOCIAL STUDIES 8	MSS-08-Y-02	FY		A206		0	0	0
FRENCH 8	FRENCH 8	MFR-08-Y-05	FY		C202		2	0	0
LIFESKILLS 8	LIFESKILLS 8	MADGE08-Y-06	FY		B102		1	0	0
PHYSICAL AND HEALTH EDUCATION 8 GIRLS	PHYSICAL AND HEALTH EDUCATION 8 GIRLS	MPHE-08G-Y-03	FY		GYM1		1	0	0
ARTS EDUCATION 8	ARTS EDUCATION 8	MAE-08-Y-04	FY		B103		0	0	0