

# 1 MyEducationBC

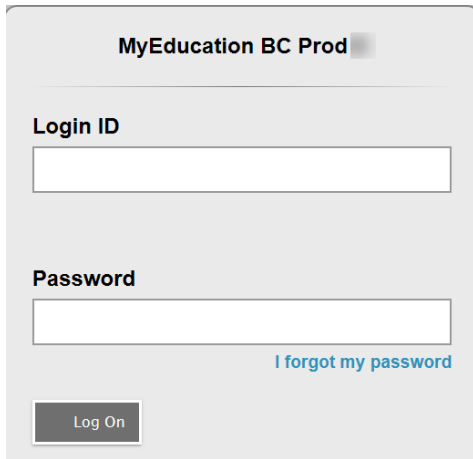
The MyEducationBC (MyEdBC) application is a secure portal used in most school districts in the Province of BC. Security is guided by the rules and regulations of the School Act and Freedom of Information and Protection of Privacy Act (FOIPPA). If you have any questions or concerns please contact your school principal.

# 2 Logging In

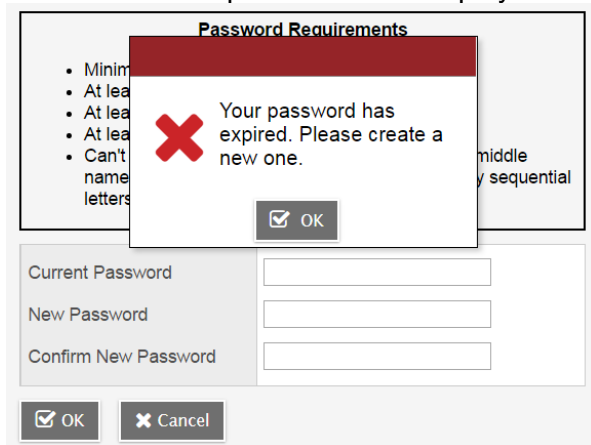
A **Login ID** and a temporary **Password** will be provided to you by email at the time your account is created. The email will come from 'sysadmin@myeducation.gov.bc.ca'.

The MyEdBC website is: <https://www.myeducation.gov.bc.ca/aspen/logon.do>

1. Enter your **Login ID** and temporary **Password**
2. Click **Log On**



3. You will be prompted to change your password. '**Current Password**' is the temporary Password you were provided. Enter a '**New Password**' and '**Confirm New Password**'. Password requirements are displayed behind the red warning message.



- You will be prompted to confirm your email address and enter your Security Preferences by choosing a security question and answer that you will remember. This will allow you to use the ‘Forgot my Password’ function on the logon page, should you need to reset your password.

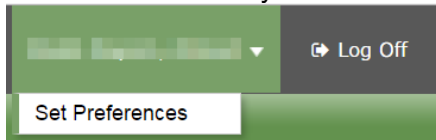
**Security Preferences Update**

To enable self serve password recovery, please provide the following information

|                   |   |
|-------------------|---|
| Primary email     | <input type="text" value="...@surreyschools.ca"/> |
| Security question | <input type="text" value="..."/>                  |
| Security answer   | <input type="text"/>                              |
| Confirm answer    | <input type="text"/>                              |

## 2.1 Preferences

After you have logged in, you can make changes to your preferences by selecting the drop down arrow beside your name and ‘Set Preferences’ in the top right of the screen.



## 2.2 Password Recovery

If you forget your MyEdBC Portal Password, you can click the ‘I forgot my password’ link on the login screen and an email will be sent to you with a new temporary password.

**MyEducation BC Prod**

**Login ID**

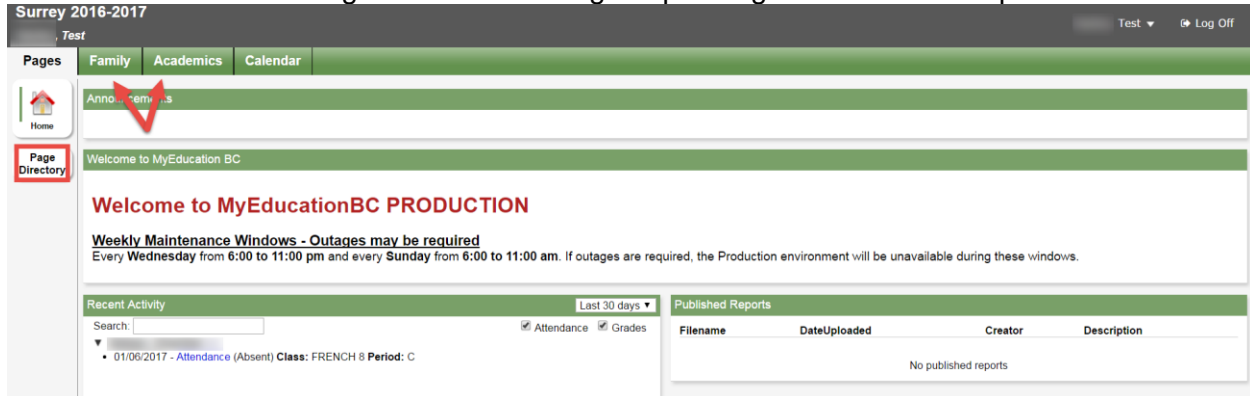
**Password**

[I forgot my password](#)

### 3 Navigation

**Top Tabs:** There are four **Top Tabs** on the main page. The Top Tab you are currently viewing will be highlighted.

**Side Tabs:** The tabs along the side will change depending on the current Top Tab



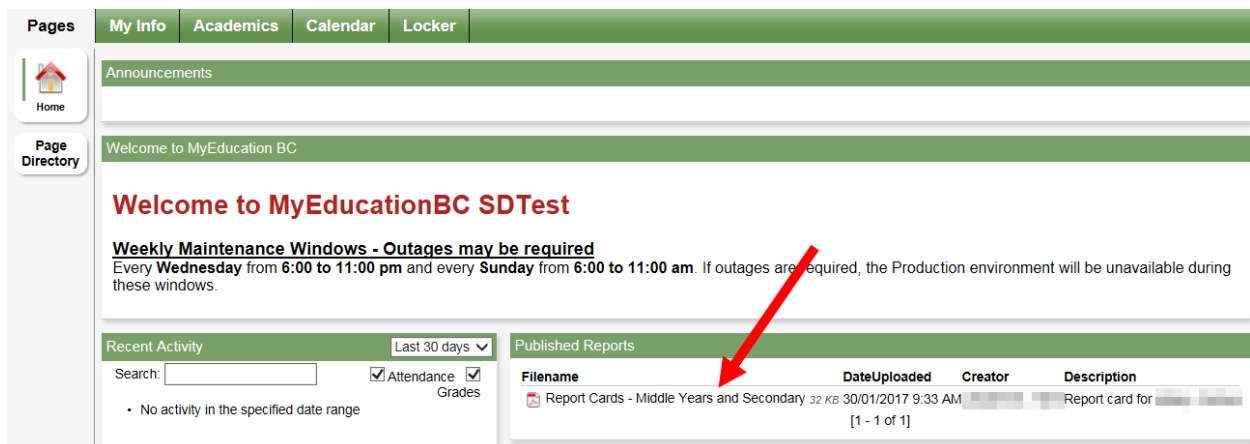
#### 3.1 Pages Top Tab

You will land on the Pages top tab every time you log in. There will be notices about upcoming system outages and other information from the Provincial service provider.

The main landing Page includes:

*Recent Activity* - information about recently posted student attendance and some mark information.

*Published Reports* - When a report card is published to the portal, it will appear under the Published Reports heading as a hyperlinked PDF document. You will receive an email that it has been published to the portal.

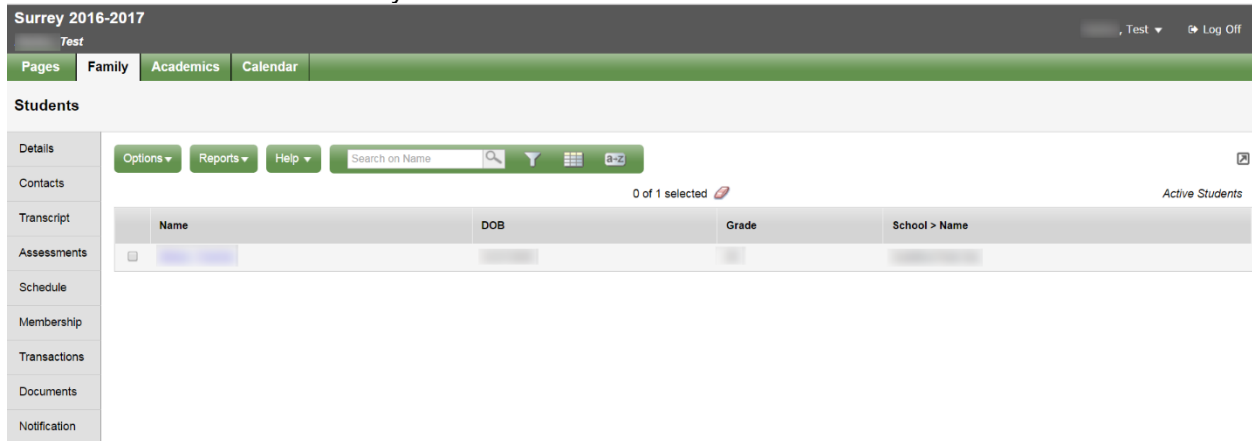


Click on Page Directory to see other web pages that you have access to. Click **Add** to add the Page to your view. The added Page will now be available in the Pages list on the left.



### 3.2 Family Top Tab

This tab contains your child’s demographic details. Each **Side Tab** contains specific information. If you have more than one child, the Family top tab will allow you to select a student (using the checkbox beside the student name) then click on the available side tabs to see details about the student you selected.



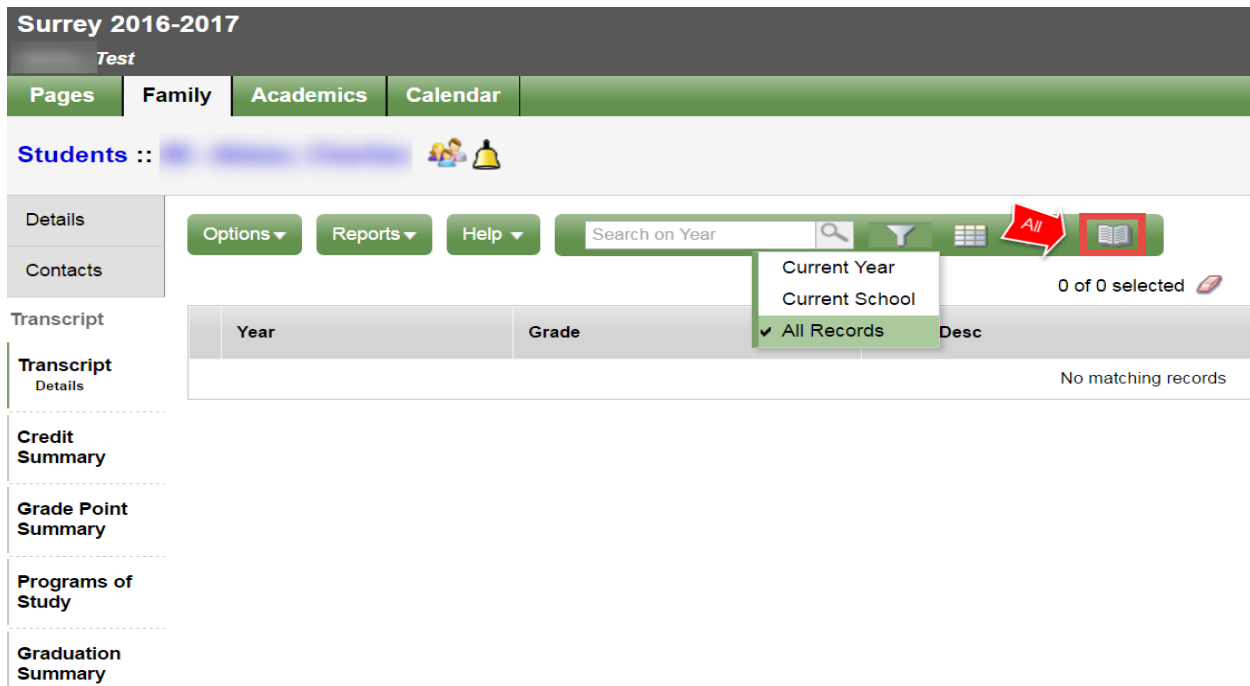
**Details** side tab shows basic information including demographics, physical and mailing addresses, and the most recent photo of your child.

**Contacts** side tab shows the parent/guardian(s) and emergency contacts. Please check this and inform the school of any changes.

**Transcript** side tab includes class marks from current and previous years.

**IMPORTANT:** Change the **Dictionary Menu**  to **All** in order to view all records.

Set the **Filter**  to **All Records** or **Current Year** depending on what you’d like to see.



**Assessments** side tab currently contains provincial assessments like FSA or Provincial Exams.

**Schedule** side tab shows your child's current courses. There are two ways to view the schedule: List View and Matrix View. You can toggle between the two views using the <<List view and Matrix view >> options at the top left of the screen.

**Requests** side tab contains course Requests for the next school year and a **Graduation Progress** summary.

**Membership** side tab shows your child's **enrollment** history as well as the **Schools** they may be cross-enrolled to. The **Programs** sub side tab also displays any programs.

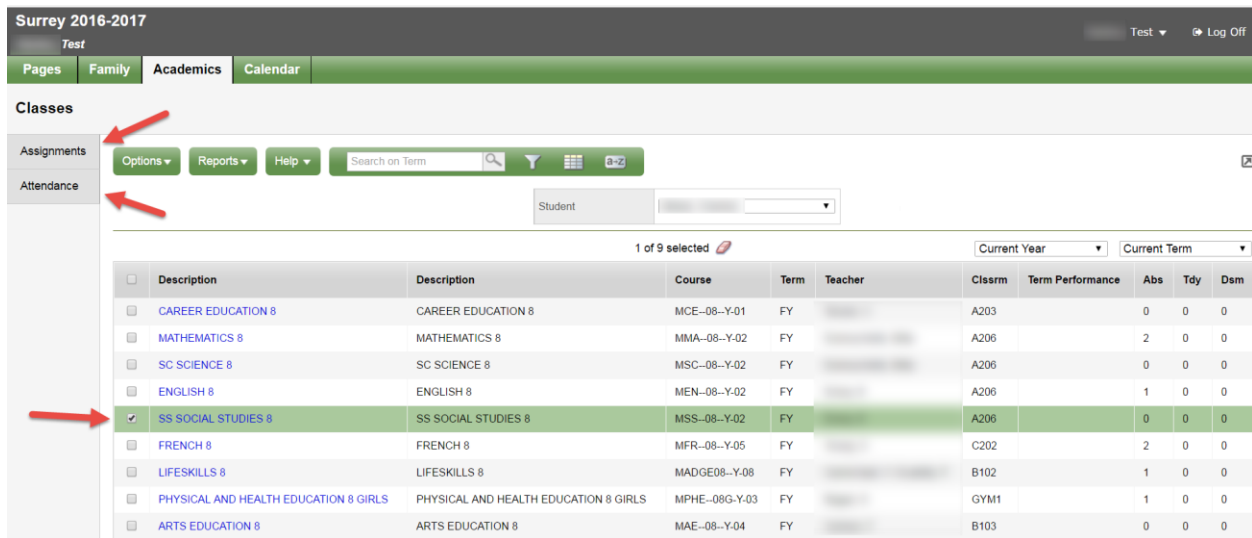
**Transactions** side tab may include fees information.

**Documents** side tab may include documents.

**Notifications** side tab is not currently in use. It may be used as we move forward in the project.

### 3.3 Academics Top Tab

The Academics Top Tab will allow you to select a course (using the checkbox beside the course) then click on the available Side Tabs to see details about the course you selected.



Surrey 2016-2017  
Test

Pages Family Academics Calendar

Classes

Assignments Attendance

Options Reports Help Search on Term

Student


1 of 9 selected

| Description  | Description                           | Course        | Term | Teacher | Clstrm | Term Performance | Abs | Tdy | Dsm |
|--|---------------------------------------|---------------|------|---------|--------|------------------|-----|-----|-----|
| <input type="checkbox"/> CAREER EDUCATION 8                    | CAREER EDUCATION 8                    | MCE-08-Y-01   | FY   |         | A203   |                  | 0   | 0   | 0   |
| <input type="checkbox"/> MATHEMATICS 8                         | MATHEMATICS 8                         | MMA-08-Y-02   | FY   |         | A206   |                  | 2   | 0   | 0   |
| <input type="checkbox"/> SC SCIENCE 8                          | SC SCIENCE 8                          | MSC-08-Y-02   | FY   |         | A206   |                  | 0   | 0   | 0   |
| <input type="checkbox"/> ENGLISH 8                             | ENGLISH 8                             | MEN-08-Y-02   | FY   |         | A206   |                  | 1   | 0   | 0   |
| <input checked="" type="checkbox"/> SS SOCIAL STUDIES 8        | SS SOCIAL STUDIES 8                   | MSS-08-Y-02   | FY   |         | A206   |                  | 0   | 0   | 0   |
| <input type="checkbox"/> FRENCH 8                              | FRENCH 8                              | MFR-08-Y-05   | FY   |         | C202   |                  | 2   | 0   | 0   |
| <input type="checkbox"/> LIFESKILLS 8                          | LIFESKILLS 8                          | MADGE08-Y-08  | FY   |         | B102   |                  | 1   | 0   | 0   |
| <input type="checkbox"/> PHYSICAL AND HEALTH EDUCATION 8 GIRLS | PHYSICAL AND HEALTH EDUCATION 8 GIRLS | MPHE-08G-Y-03 | FY   |         | GYM1   |                  | 1   | 0   | 0   |
| <input type="checkbox"/> ARTS EDUCATION 8                      | ARTS EDUCATION 8                      | MAE-08-Y-04   | FY   |         | B103   |                  | 0   | 0   | 0   |

**Assignments** side tab may provide assignment and assessment information.

**Attendance** side tab provides attendance information for the selected class.

Once you have selected a course and clicked on a Side Tab you can use the navigation arrows in the top right corner to switch between courses that are in the list. Navigation Buttons make it easy to move back and forth through records.



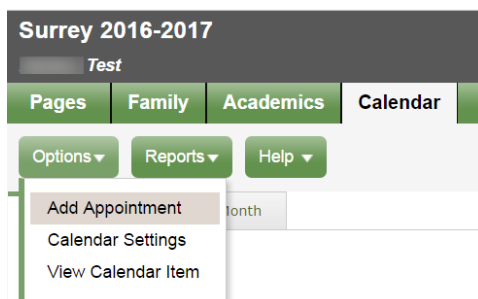
**Please note:** marks provided here may not be a full picture of a student's level and they may not relate to their report card mark.

### 3.4 Calendar Top Tab

You are able to view the calendar by *Day*, *Week*, or *Month*.

This calendar may contain School Calendar information, as well as teachers may include information about when assignments were assigned and due.

You are able to enter your own Appointments in this calendar by using the **Options** menu and selecting **Add Appointment**.



Surrey 2016-2017  
Test

Pages Family Academics Calendar

Options Reports Help

Add Appointment  
Calendar Settings  
View Calendar Item