



Ray Shepherd

Elementary School

October 2016

** FreshGrade will go live on October 11th. Please set up your account before coming to conferences on October 12th.*

FRESH GRADE: HOW TO USE THE STUDENT ONLINE PORTFOLIO

Dear Parents,

“Telling parents about learning is not enough. We need to show them.” (Ruth Shagoury 2012).

Using the student e-Portfolio is an effective way to see and understand your child’s learning throughout the year. Through pictures, videos, ratings scales and comments, teachers provide you with an ongoing view of what your child is learning and the progress that is being made. Fresh Grade is a tool that allows you and your child to reflect on learning and set goals for the future. You can ask questions and make comments. Over time, your child will take snapshots of the learning he or she feels proud of at school, and will share those snapshots with you. Our goal is that the portfolio will invite conversation at home about learning and class activities. The portfolio gives you direction for discussion. Parents, teachers and students together have an important role to play in education. Fresh Grade is your window into the school. Enjoy! And let us know how it is going!

How Parents Set Up Their Account

The dedicated parent app provides secure access for on-going and meaningful communication regarding their child’s learning, enabling them to better support the learning plan.

Parents can access their account one of two ways:

- Parent App available through the web browser: <https://parent.freshgrade.com>
- Download the FreshGrade Parent App for iOS or Android

Step 1: Parents will receive an email from their child’s teacher inviting them to set up their account. Click on the ‘Create Account’ button to get started.

Welcome to Jacob's FreshGrade Portfolio



Welcome to FreshGrade

Demo Account has invited you to Jacob's digital portfolio for Grade 5 Homeroom - 2015 / 2016.

Get Started

1. Create an account, if you don't have one already.
2. Accept the invitation to the portfolio.
3. Keep up-to-date with what Jacob is learning.



How it works

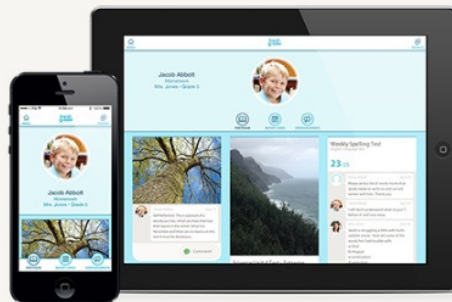
FreshGrade allows teachers to capture, document and communicate learning through secure digital portfolios, personalized for each student. Teachers are also able to keep you up-to-date by sending class-wide announcements.

PARENT ACCOUNT

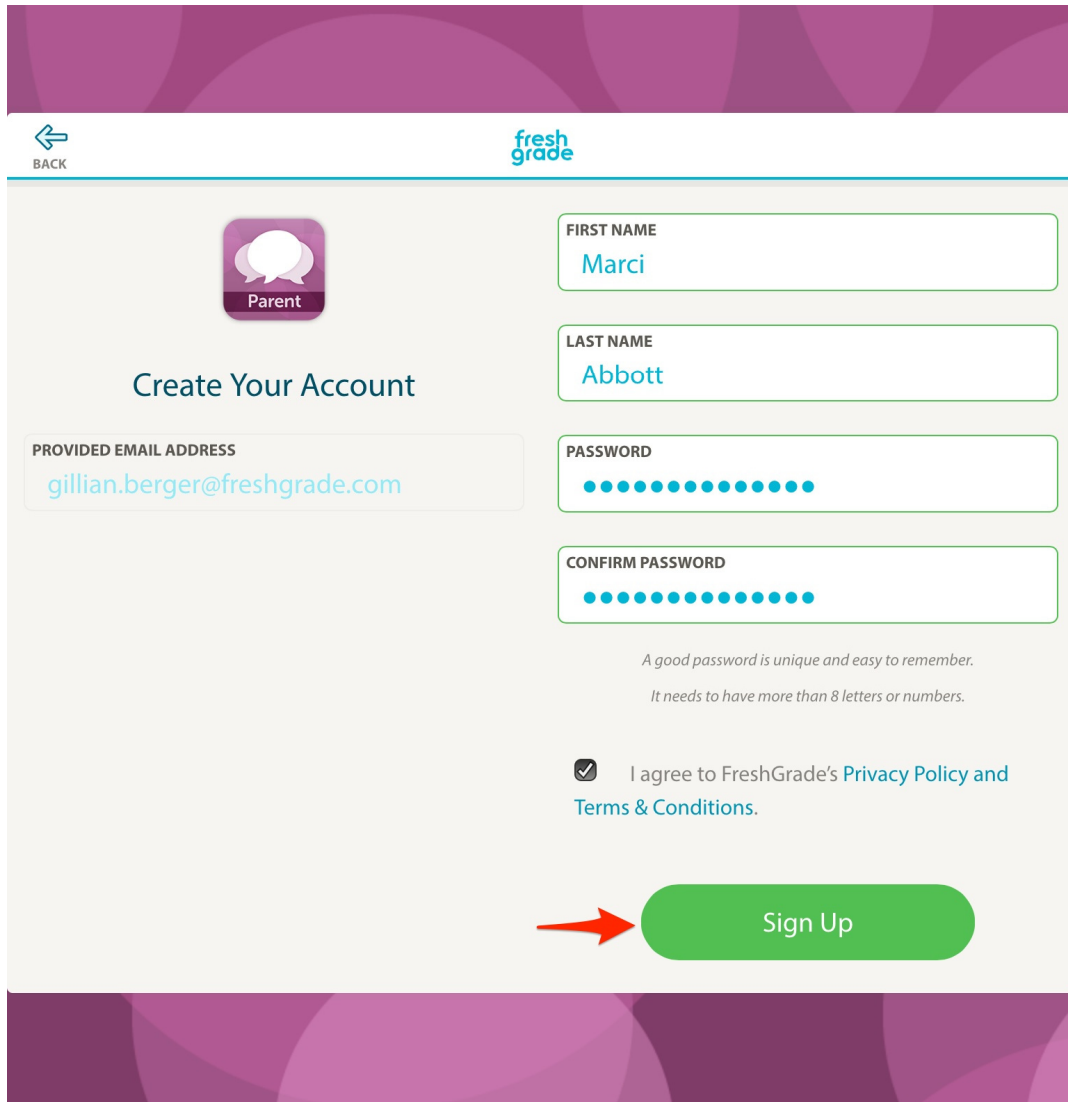
Using the FreshGrade for Parents app, you can log in to view and/or comment on all portfolio activity. You will be informed by email and push notifications when there is new portfolio activity or a new class announcement to view.

STUDENT ACCOUNT

Using the FreshGrade for Students app, your child can log in to view their portfolio, upload assignments, and self-reflect on their learning.



Step 2: Parents will enter in their name and choose a password.



The screenshot shows the 'Create Your Account' page for a parent on the FreshGrade platform. The page has a purple header with a 'BACK' button and the 'fresh grade' logo. The main content area is light gray and contains a 'Parent' profile icon, the title 'Create Your Account', and a text box for the 'PROVIDED EMAIL ADDRESS' containing 'gillian.berger@freshgrade.com'. To the right, there are four input fields: 'FIRST NAME' (filled with 'Marci'), 'LAST NAME' (filled with 'Abbott'), 'PASSWORD' (filled with 12 dots), and 'CONFIRM PASSWORD' (filled with 12 dots). Below these fields is a note: 'A good password is unique and easy to remember. It needs to have more than 8 letters or numbers.' There is a checked checkbox for 'I agree to FreshGrade's Privacy Policy and Terms & Conditions.' At the bottom right, a green 'Sign Up' button is highlighted with a red arrow.

Step 3: They will then be taken directly into their account. The first page they will arrive at is the list of invites to join their child's portfolio. Each invite will contain the teacher's name, class name, and date it was sent.

Once they have accepted the invitations, they will disappear and show underneath their child's name in the menu bar.



MENU

Invites



REFRESH



Jacob Abbott

Demo Account

August 24




Accept

fresh grade

My Account

gillian.berger@freshgrad... **EDIT**

My Students **INVITES**

JACOB ABBOTT 

Grade 5 Homeroom - 2015 / 2016

Logout




Jacob Abbott

Demo Account • Grade 5

[Email Teacher](#)

August 21 **Edit**




Place Value Detectives Booklet **Show**

ASSESSMENT

39/50

August 21



Cyberbully Discussion

ASSESSMENT

Jacob gave some cyberbullying c sending/receivi

PLEASE NOTE: If parents have multiple children, the invites will be organized by student name. [Click here](#) to learn how parents navigate their account.

COMMON QUESTIONS AND SUGGESTIONS:

1. How often should log in to the portfolio?

Log in to the portfolio whenever you receive a notification from the teacher or at least once a week **with your child**.

2. How should I talk to my child about what I see?

Invite open-ended conversation such as: Can you tell me about...? What do you like about...? What are you most proud of? What were you working on? What was your goal? Keep it positive to help your child feel open about sharing.

Avoid comparing your child's work with siblings or peers. Suggestions for improvement are *not always necessary*, but if you want to address a need that you see, then sandwich your comments by first giving a positive comment, then discussing an area to work on, and end with another comment of encouragement.

How often should I give written feedback to the teacher and to my child in the portfolio?

Comment to your child and teacher at least once a week, but feel free to communicate more with the teacher if the need arises. Only your child and your child's teachers see your comments. Positive comments are appreciated by all. 😊

What kind of comments are helpful to my child's learning?

Instead of saying, good job, say "good job on..."

You may also want to try "I like the way you are..." "I'm proud of you for..."

Specific comments help the child become more aware of what they are doing - which is a powerful part of learning.

How can I help my child at home?

Respond promptly so that your child's learning needs are being met in a timely fashion throughout the year. Feel free to make an appointment with your child's teacher to get resources and strategies. Ask questions in the written feedback part of the portfolio, through email or by contacting the teacher directly. This is especially important if you are confused about a post.

If I am having trouble using the portfolios, what should I do?

Tell the teacher. The software is in the process of being developed and we want to know about technical problems, for example, not being able to open a video, pictures are too small, a button is not working etc. We pass that information onto the developers. As well, it helps us to serve you better if we know what you appreciate seeing in the portfolio, what you want to see more of, and what you want to see less of. Your honest comments are most helpful here. Two-way communication is important and that's what it's all about!

