

# GRADE 10 INSTRUCTIONS FOR ON-LINE STUDENT COURSE REQUESTS

**\*\* Note:** It is expected that you have your courses entered by Friday, March 4, 2022.  
Student access to MyEdBC will be shut off after Monday.

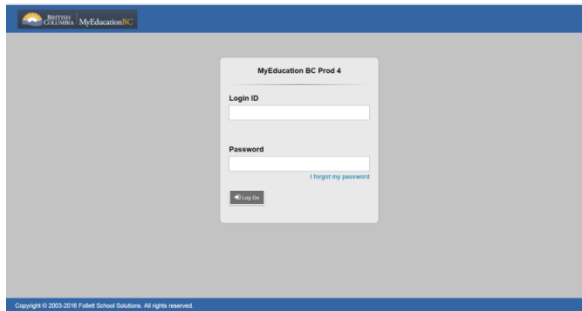
**If you have successfully logged in to MyEd, please go to step 5.**

**If you need your password reset, email [panoramaridge@surreyschools.ca](mailto:panoramaridge@surreyschools.ca) with your full name and student number.**

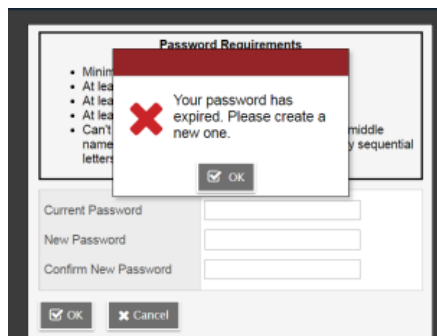
If you are logging in for the first time or after a password reset:

Step 1: Go to the following address:  
[www.myeducation.gov.bc.ca/aspn/logon.do](http://www.myeducation.gov.bc.ca/aspn/logon.do)

Step 2: Enter the Login and Password (case sensitive) from the label on your course selection sheet and click on "**<Log On>**".

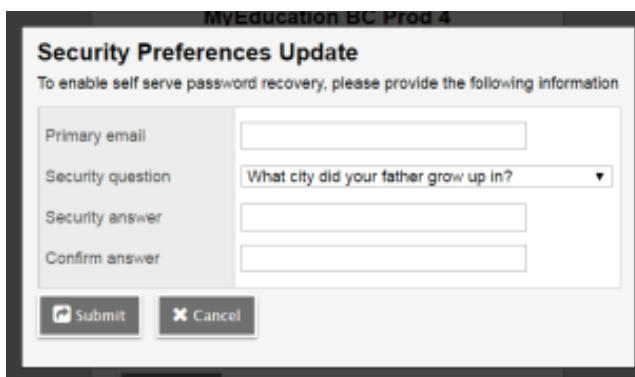


Step 3: A screen will pop up prompting you to create a **new** password. Please follow the 'password requirements' outlined. You will need to re-enter your current password AND enter your NEW password twice.



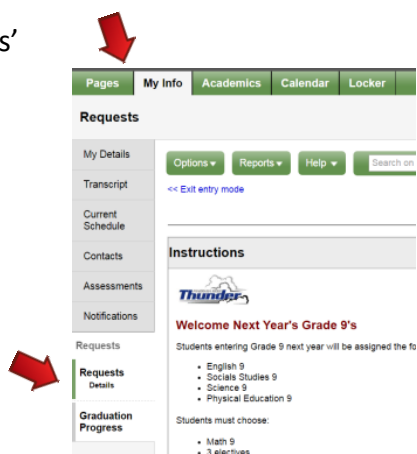
**IMPORTANT-PLEASE NOTE:**  
**Copy your USERNAME and your NEW PASSWORD** and keep it in a safe place for future reference.

Step 4: The next screen that appears will be asking you select a security question and answer that will enable you to recover your password in the future. Please enter a primary email address into email appears in the first box. Select a 'Security Question' that you will remember the answer to. Provide and confirm your answer. Click **<Submit>**.



Step 5: To enter your course requests, please follow the steps below:

- Select 'My Info' from the Top Tabs
- Scroll down the side tab menu and select 'Requests' (located at the very bottom of the menu)



Step 6: If you're a student in the **English program**, complete Step 6(a).  
 If you're a student in the **French Immersion program**, complete Step 6(b).

(a): **English Program**

- Select courses from all Subject Areas
  - ✓ Academic REQUIRED courses (Social Studies 10, Science 10, Career Life Education 10, Physical Education 10 & Composition 10,) have already been selected for you.
- Select Math courses, Elective courses, Grade 10 X Block, alternate requests and your 2<sup>nd</sup> English course.

**Primary requests**

Subject area	SchoolCourse > CrsNo	SchoolCourse > Description	Alternate?	Credit
Gr 10 Regular Program	MSS-10-S	SOCIAL STUDIES 10	N	4.0
	MSC-10-S	SCIENCE 10	N	4.0
	MCL-10-S	CAREER LIFE EDUCATION 10	N	4.0
	MPHED10-S	PHYSICAL AND HEALTH EDUCATION 10	N	4.0
	MCMP10-S	COMPOSITION 10	N	2.0
Gr 10 English Courses				
Gr 10 Math Courses				
Gr 10 Elective Courses				
Gr 10 X Block				

**Alternate requests**

Subject area	SchoolCourse > CrsNo	SchoolCourse > Description	Alternate?	Credit
Gr 10 Alternate Courses				
Gr 10 English Alternate				

**Notes for counsellor**

Post Last posted time Approved time

(b): **French Immersion Program**

- Select courses from all Subject Areas
  - ✓ Academic REQUIRED courses (Français Langue 10, Sciences 10, Sciences Humaines 10, Career Life Education 10, Éducation Physique et Santé 10, & Composition 10) have already been selected for you.
- Select English courses, Math courses, Elective courses, Grade 10 X Block, alternate requests and your 2<sup>nd</sup> English course.

**Primary requests**

Subject area	SchoolCourse > CrsNo	SchoolCourse > Description	Alternate?	Credit
Gr 10 French Immersion	FFRAL10-S	FRM: FRANÇAIS LANGUE SECONDE-IMMERSION 10	N	4.0
	FSCF-10-S	FRM: SCIENCES 10	N	4.0
	FSCH-10-S	FRM: SCIENCES HUMAINES 10	N	4.0
	MCL-10-S	CAREER LIFE EDUCATION 10	N	4.0
	FPHED10-S	ÉDUCATION PHYSIQUE ET SANTÉ 10	N	4.0
	MCMP10-S	COMPOSITION 10	N	2.0
Gr 10 English Courses				
Gr 10 Math Courses				
Gr 10 Elective Courses				
Gr 10 X Block				

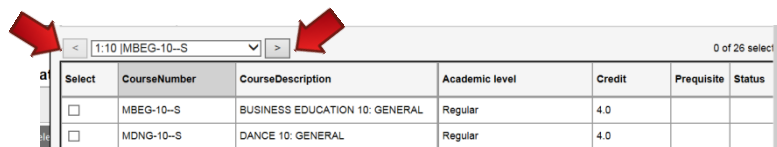
**Alternate requests**

Subject area	SchoolCourse > CrsNo	SchoolCourse > Description	Alternate?	Credit
Gr 10 Alternate Courses				
Gr 10 English Alternate				

**Notes for counsellor**

Post Last posted time Approved time

Step 7: Electives are displayed on more than one page. Please click on RIGHT arrow to move to the next page(s) and LEFT arrow to go to previous page(s) as shown below.



Step 8: Once you have finished selecting your courses, electives, and alternates, click on **'POST'** located at the bottom of the screen on the left-hand side.

**\*\*You will get the following message on your screen once your courses have been posted.\*\***



Step 9: Please click on the 'Log Off' icon  located at the top RH corner of your screen to end your session.