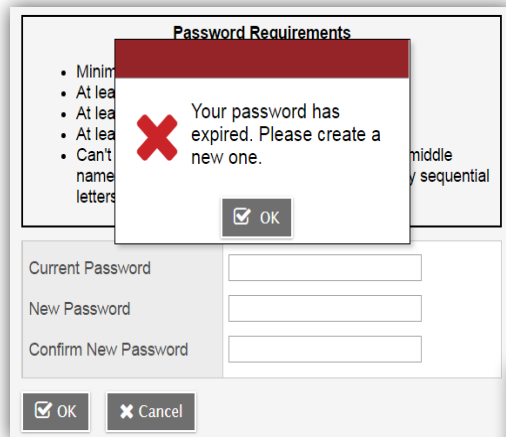


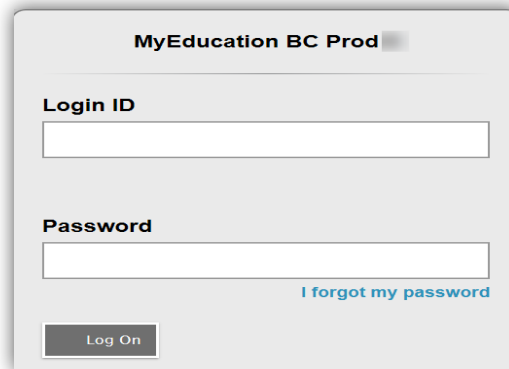
Logging In

A **Login ID** and a temporary **Password** will be provided to you by email when you activate your Parent Portal account. The email will come from 'sysadmin@myeducation.gov.bc.ca'. Enter or click on the hyperlink for MyEdBC Parent Portal: <https://www.myeducation.gov.bc.ca/aspn/logon.do> When you arrive at the home page you will see the log in window. Follow the directions below to complete the account activation:

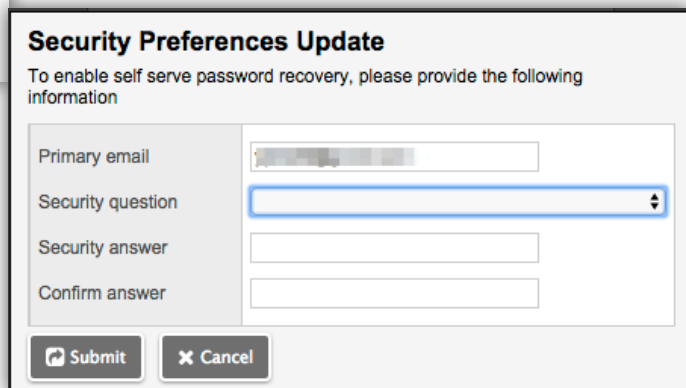
- Enter your **Login ID** and temporary **Password**
- Click **Log On**
- You will be prompted to change your password. '**Current Password**' is the temporary Password you were provided. Enter a '**New Password**' and '**Confirm New Password**'. Password requirements are displayed behind the red warning message.
- You will be prompted to confirm your email address and enter your **Security Preferences** by choosing a security question and answer that you will remember. This will allow you to use the '**Forgot my Password**' function on the logon page, should you need to reset your password.



The screenshot shows a 'Password Requirements' dialog box with a red header and a red 'X' icon. The text reads: 'Your password has expired. Please create a new one.' Below the message is an 'OK' button. In the background, a list of requirements is partially visible: '• Minimum', '• At least', '• At least', '• At least', '• Can't', 'name', 'letters', 'middle', 'y sequential'.



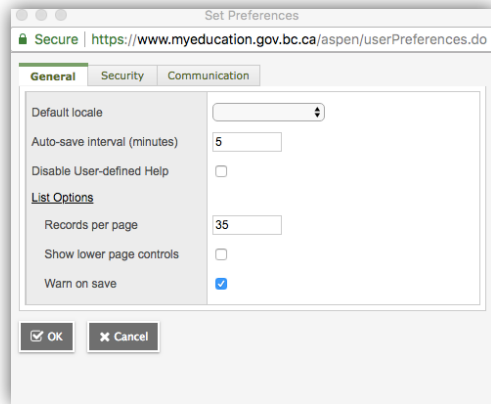
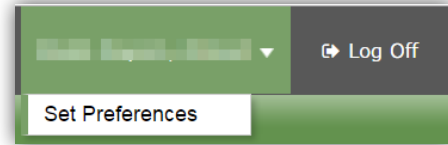
The screenshot shows the 'MyEducation BC Prod' login page. It has a title bar with the text 'MyEducation BC Prod'. Below the title bar are two input fields: 'Login ID' and 'Password'. To the right of the 'Password' field is a blue link that says 'I forgot my password'. At the bottom of the form is a 'Log On' button.



The screenshot shows the 'Security Preferences Update' form. The title is 'Security Preferences Update'. Below the title is the text: 'To enable self serve password recovery, please provide the following information'. The form contains four input fields: 'Primary email', 'Security question', 'Security answer', and 'Confirm answer'. The 'Security question' field is a dropdown menu. At the bottom of the form are two buttons: 'Submit' and 'Cancel'.

Logging In

Preferences-After you have logged in, you can make changes to your preferences by selecting the drop-down arrow beside your name and 'Set Preferences' in the top right of the screen.

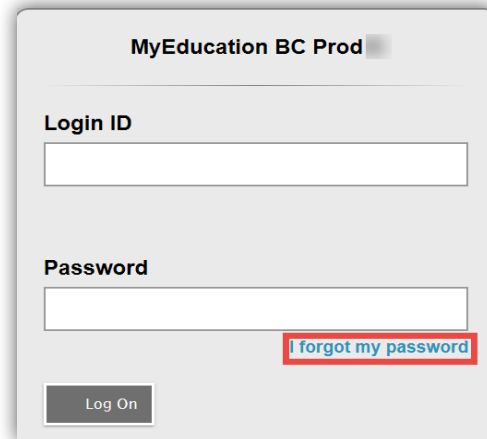


General- sets your 'auto-save' interval and records per page view.

Security-show primary email address, and your security question and answer

Communication-regulates number of forum posts per page.

Password Recovery-If you forget your MyEdBC Portal Password, you can click the 'I forgot my password' link on the login screen and an email will be sent to you with a new temporary password.



The MyEducationBC (MyEd BC) application is a secure portal used in most school districts in the Province of BC. Security is guided by the rules and regulations of the School Act and Freedom of Information and Protection of Privacy Act (FOIPPA). If you have questions about the MyEd BC Parent Portal please contact your school administration.