



ÉCOLE PANORAMA RIDGE SECONDARY SCHOOL

Learn to live; live to learn

MyEdBC Student Portal Account Information and Login Instructions

We are pleased to provide you with your log in information and instructions for accessing the student portal.

Your first time logging in to the portal must be done on a computer; NOT on a cell phone, tablet or other mobile device.

The MyEducationBC (MyEdBC) application is a secure portal used in most school districts in the Province of BC. Security is guided by the rules and regulations of the School Act and Freedom of Information and Protection of Privacy Act (FOIPPA).

How to Login:

The MyEdBC website is: <https://www.myeducation.gov.bc.ca/aspen/logon.do>

1. Enter your **Login ID** and temporary **Password**
2. Click **Log On**
3. You will be prompted to change your password. **'Current Password'** is the temporary password you were provided. Enter a **'New Password'** and **'Confirm New Password'**.

Password requirements are displayed behind the red warning message.

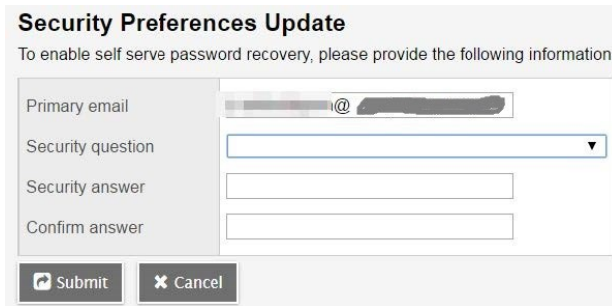
The screenshot shows the login interface for MyEducation BC Prod. It includes a 'Login ID' field with the placeholder text 'Your Student Number' and a 'Request an account' link. Below that is a 'Password' field with the placeholder text 'Temporary Password' and an 'I forgot my password' link. At the bottom is a 'Log On' button.

The screenshot shows a 'Password Requirements' dialog box with a red 'X' icon. The message reads: 'Your password has expired. Please create a new one.' Below the message is an 'OK' button. In the background, a password change form is visible with fields for 'Current Password', 'New Password', and 'Confirm New Password', all containing the text 'Temporary Password' or 'User Created Password'. There are also 'OK' and 'Cancel' buttons at the bottom of the form.

NEW PASSWORD GUIDELINES:

- **8 Minimum, 14 maximum characters**
- **1 capital letter, 1 lowercase letter**
- **1 number**
- **1 special symbol or character: #, \$, !, @**
- **Your password cannot contain first name, middle name, last name, date of birth, personal ID or sequential letters or numbers.**

You will be prompted to enter your Security Preferences. Enter an email address **that you use regularly** in case you forget your password and choose a security question and answer that you will remember.



Security Preferences Update
To enable self serve password recovery, please provide the following information

Primary email: [Redacted]@[Redacted]

Security question: [Dropdown menu]

Security answer: [Text input]

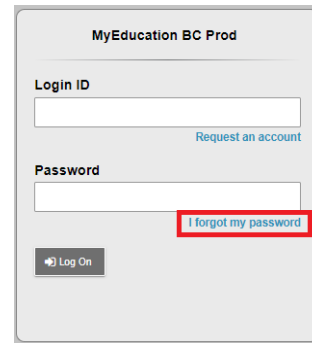
Confirm answer: [Text input]

[Submit] [Cancel]



After you have logged in, you can make changes to your preferences by selecting the drop-down arrow beside your name and 'Set Preferences' in the top right of the screen.

If you forget your MyEdBC Portal Password, you can click the 'I forgot my password' link on the login screen and an email will be sent to you at the email address you entered in the previous step with a new temporary password.



MyEducation BC Prod

Login ID: [Text input]

Request an account

Password: [Text input]

I forgot my password

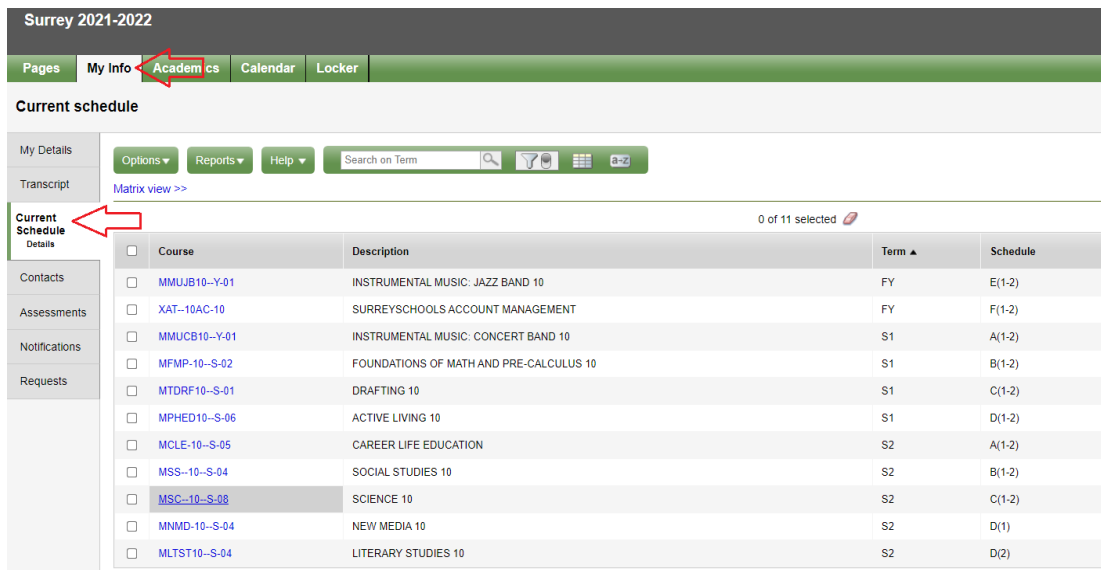
Log On

If your password becomes disabled, please use the link on our school website to complete the reset request form.

Once you are logged into MyEdBC, you will be able to:

View your schedule

1. Click on the My Info (top tab), then Current Schedule (side tab)



Surrey 2021-2022

Pages: My Info **Academics** Calendar Locker

Current schedule

My Details: Options Reports Help Search on Term

Transcript: Matrix view >>

Current Schedule Details 0 of 11 selected

<input type="checkbox"/>	Course	Description	Term ▲	Schedule
<input type="checkbox"/>	MMUJB10--Y-01	INSTRUMENTAL MUSIC: JAZZ BAND 10	FY	E(1-2)
<input type="checkbox"/>	XAT-10AC-10	SURREYSCHOOLS ACCOUNT MANAGEMENT	FY	F(1-2)
<input type="checkbox"/>	MMUCB10--Y-01	INSTRUMENTAL MUSIC: CONCERT BAND 10	S1	A(1-2)
<input type="checkbox"/>	MFMP-10--S-02	FOUNDATIONS OF MATH AND PRE-CALCULUS 10	S1	B(1-2)
<input type="checkbox"/>	MTDRF10--S-01	DRAFTING 10	S1	C(1-2)
<input type="checkbox"/>	MPHED10--S-06	ACTIVE LIVING 10	S1	D(1-2)
<input type="checkbox"/>	MCLE-10--S-05	CAREER LIFE EDUCATION	S2	A(1-2)
<input type="checkbox"/>	MSS--10--S-04	SOCIAL STUDIES 10	S2	B(1-2)
<input type="checkbox"/>	MSC--10--S-08	SCIENCE 10	S2	C(1-2)
<input type="checkbox"/>	MNMD-10--S-04	NEW MEDIA 10	S2	D(1)
<input type="checkbox"/>	MLTST10--S-04	LITERARY STUDIES 10	S2	D(2)

Checking Student Report Cards

Please log on to the MyEdBC Student and/or Family Portal using the user ID and password to access your child’s last published report card. The Learning Update for your son/daughter will be located on the **Pages** top tab > **Home** page > **Published Reports**.

Checking Student Grades

1. Click the Academics top-tab.
 - a. Your child’s classes will be listed in this window. The most recent grade in each course, for the current term will be in the blue highlighted area. (In the example shown below the grade is for term 4 (Q4 = quarter 4).
 - b. Marks will only be shown for courses where the teacher has chosen to make the mark visible.
 - c. If the grade is not visible and you would like to know how your child is doing in that course, please contact the teacher directly.

Description	Description	Course	Term	Teacher	Class	Current Term Performance	Abs	Tdy	Dsm
WORK EXPERIENCE 12A	WORK EXPERIENCE 12A	MWEX-2A-97	FY	Long, Jen	B222		2	0	0
FOODS AND NUTRITION 11	FOODS AND NUTRITION 11	MFDN-11-23	S2	Rahnborn, Kelly	E101	Q4 96.0 A	1	0	0
SOCIAL STUDIES 11	SOCIAL STUDIES 11	MSS-11-23	S2	Wieler, Gary	C119		1	0	0
CHEMISTRY 11	CHEMISTRY 11	MCH-11-21	S2	Ego, Lisa	C222	Q4 77.2 B	1	0	0
ENGLISH 12	ENGLISH 12	MEN-12-24	S2	McDowell, Jason	PT#3		1	0	0

2. For more detailed information on the mark displayed, click on the name of the class in the list and then click on the Assignments side-tab.
 - a. The assignments will be shown in a list, with percentages for each one listed.
 - b. If the teacher has included written feedback in the program, rather than on the assignment, these comments will be shown in the far right-hand column.
3. To go back and view the detailed mark for another class, click on the blue “Classes” link under the options menu in the top left-hand corner of the screen.

A mobile site is available at: <https://www.myeducation.gov.bc.ca/aspden/logon.do?mobile=1>