

Online Payment for School Expenses – Now Available!

Dear Parents,

We are very excited to announce that Cambridge Elementary will now be offering *School Cash Online*, which provides you with the convenience of paying online for school items such as trips, club/athletic fees, and spirit wear.

We really want to save you time when paying for school expenses, so we can't wait for you to take advantage of this opportunity. *School Cash Online* is a great way to pay without the need for cash or cheques!

To Register:

Step 1: Visit our school website at: www.surreyschools.ca/schools/cambridge

Step 2: Click on the "Parents" tab → "Pay Fees Online"

Step 3: Click "Register" and follow the prompts.

Step 4: After you receive the confirmation email, select the "click here" option, log in and add your child(ren) to your household account.

Once you have registered your child(ren), you will be able to see when they have a new item posted online for purchase. You also have the option to be notified whenever your child has a new school expense due, so you don't have to worry about missing the deadline.

✓ Convenient ✓ Safe ✓ Secure

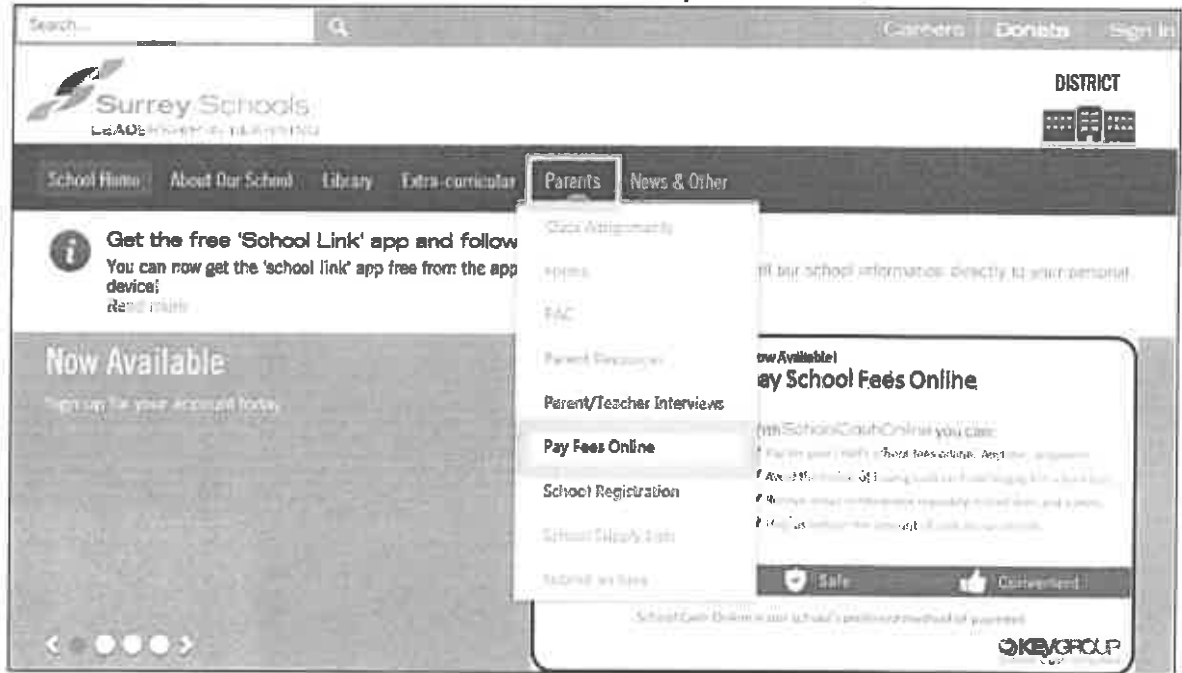
If you have any questions during the registration process or while shopping online, please select the **SUPPORT** option in the top right hand area of the screen.

Warm Regards,

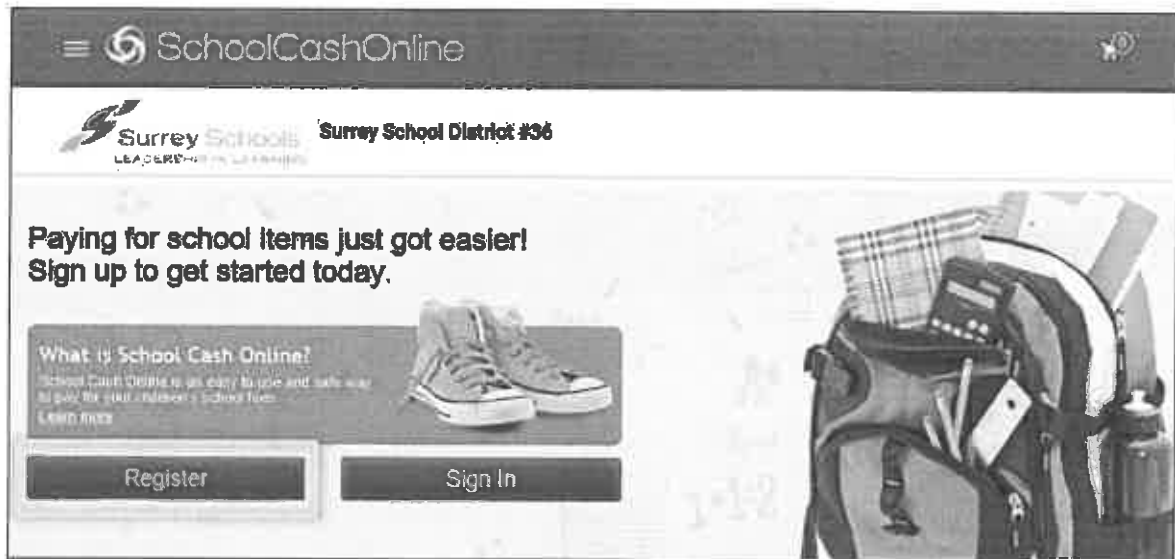
Principal 

How to Register for Online Payments

1. Visit the school website at: {insert school website link here}
2. Hover the mouse over the “Parents” tab and click “Pay Fees Online”.



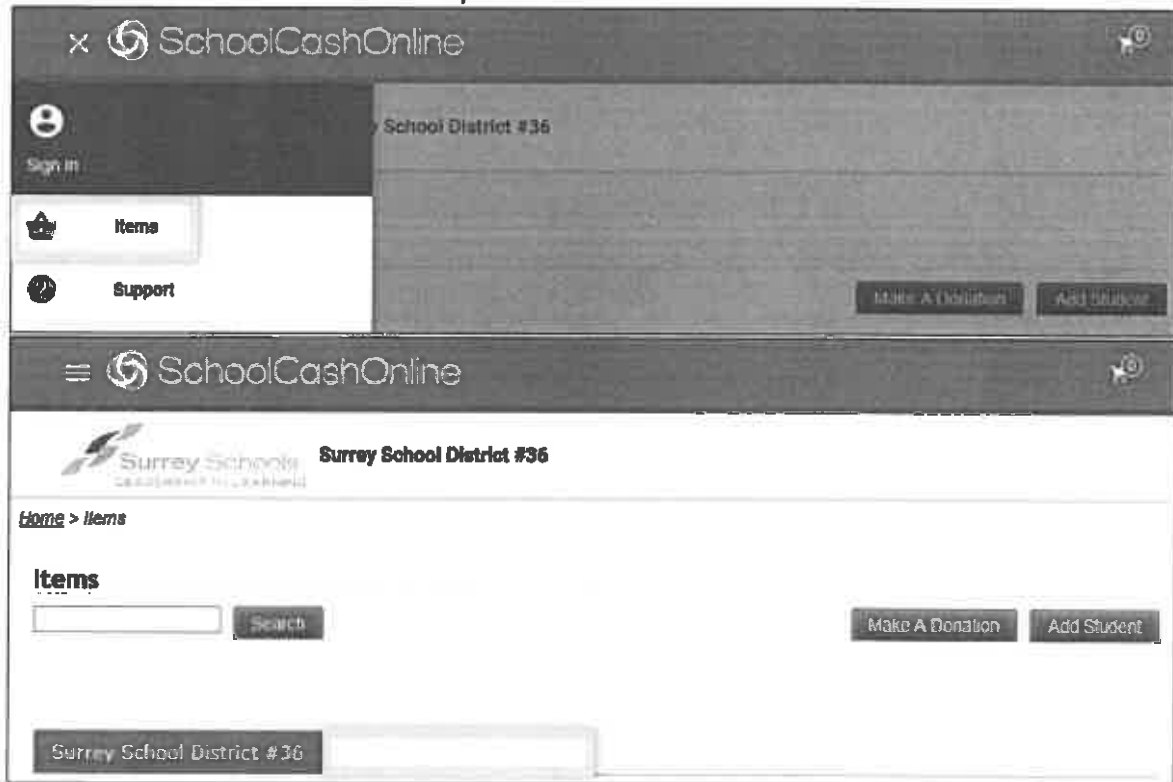
3. Click “Register” and follow the prompts to set up your account.



- Once you have created an account and received the email confirmation, sign in to your account. Click "Add Student" and follow the prompts to attach your child. Be sure to attach your child to your account to receive notifications of fees posted online.



- After you have added your child, click "Items" from the top left menu. You will see your child's name as a new tab beside the Surrey School District #36 tab.



- Click on your child's tab to see any fees to be paid. Select the item you wish to pay for and follow the prompts for payment. You will be able to deposit funds into your account (MyWallet), pay directly from your chequing account (e-Check), or by Credit Card (Visa, MasterCard).

If you require further assistance, please contact the school (insert school information here).

Register Today!

1. Create Your Profile

Go to

<https://surreyschools.schoolcashonline.com/>
and click on "Register".

2. Confirm Your Email

Check your Inbox for the email confirmation and click on the link inside. Sign In with your new login details.

Stay connected by selecting "Yes" to email notifications about upcoming fees.

- I want to receive email notifications for new fees assigned to my student and updates on school-related activities.

3. Add a Student

Click "Add Student" and fill in the required fields with your child's details.

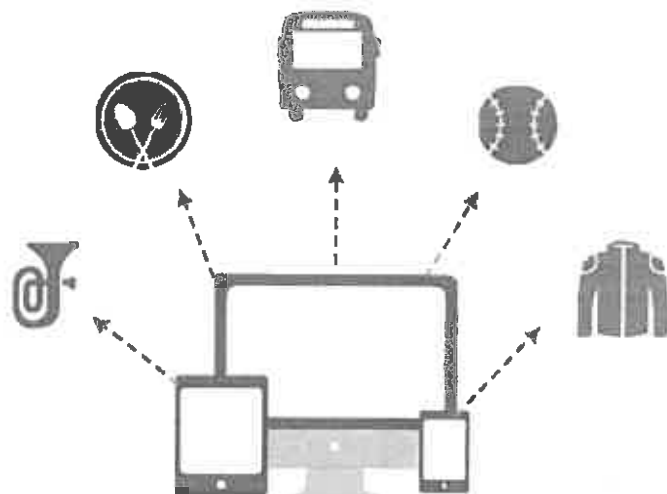
Why sign up for *School Cash Online*?

School Cash Online is an online parent portal that offers a safe, fast and convenient way to pay for school activity fees.

- ✓ Pay for your child's school fees online. Anytime, anywhere.
- ✓ Stop sending your child to school with money.
- ✓ Get automatic email notifications about upcoming school fees and activities.

Purchase these items and more online.

Use your computer, tablet or smartphone to register and pay online.



Which payment methods are accepted?



Credit Card

Pay with Visa or MasterCard on *School Cash Online* by entering your credit card number, CVV number (the three digits on the back of your card), card expiry date, and billing information.



eCheck

An electronic version of a paper check used to make payments online. Anyone with a checking or savings account can pay by eCheck on *School Cash Online*.



myWallet

An online wallet that can be loaded to hold funds and pay for your child's fees on *School Cash Online*. myWallet also allows you to allocate funds to pay for school fees at a later date.

Welcome to SchoolCashOnline

Fast. Safe. Convenient.



Accepted Payment Methods

VISA  eCheck 

What is School Cash Online?

School Cash Online allows parents to easily make online payments for the school fees available to their children.

- ✔ Pay all your student's school fees with the click of a button. Wherever. Whenever.
- ✔ Stay connected and informed of all school activities
- ✔ Never miss out on field trips, school events, yearbooks and more
- ✔ Say hello to smart online forms, and goodbye to cumbersome paper based forms for data submissions

How to Register

Follow these instructions to create your School Cash Online account today.

1 Create Your Profile:

Go to your School's Website and click on the Parents tab and select Pay Fees Online from the drop down menu, and click on "Register".

2

Confirm Your Email:

Check your inbox for the email confirmation and click on the link inside. Sign in with your new login details.

3

Add a Student

Click "Add Student" and fill in the required fields with your child's details.

For more information contact Parent Helpdesk at
parenthelp@schoolcashionline.com


 KEVGROUP

© 2019 All rights reserved

Welcome to SchoolCashOnline

Fast. Safe. Convenient.

For safety and efficiency reasons, Surrey Schools would like to reduce the amount of cash & cheques coming into our schools. Please join the thousands of parents who have already registered and are enjoying the convenience of paying ONLINE!
It takes less than 5 minutes to register. Please follow these step-by-step instructions so you will begin to receive email notifications regarding upcoming events involving your child.



How to Register

Go to Your School's Website and click on the Parents tab, and select Pay Fees Online from the drop down menu.

Click to REGISTER

- ✓ Enter in your first name, last name, email and create a password.
- ✓ Select a security question.
- ✓ Check YES to receive email notifications

A registration confirmation email will be forwarded to you. Click on the link provided inside the email to confirm your email and School Cash Online account (check spam).

The confirmation link will open the School Cash Online site, prompting you to sign into your account. Use your email address and password to log in.

This step will connect your child to your account.

- a) Enter the School Board Name.
- b) Enter the School Name.
- c) Enter Your Child's First Name, Last Name and Date of Birth.
- d) Select Continue.
- e) On the next page confirm that you are related to the child, check in the Agree box and select Continue.
- f) Your child has been added to your account.

If you require assistance, select the SUPPORT option in the bottom right hand corner of the screen or go to helpdesk.support@schoolcashonline.com