



**BOARD OF EDUCATION  
OF  
SCHOOL DISTRICT NO. 36  
(SURREY)**

**STATEMENT OF FINANCIAL INFORMATION  
FOR THE YEAR ENDED JUNE 30, 2018**

**School District  
Statement of Financial Information (SOFI)  
Board of Education of School District No. 36 (Surrey)  
Fiscal Year Ended June 30, 2018**

**TABLE OF CONTENTS**

Documents are arranged in the following order:

1. Approval of Statement of Financial Information
2. Financial Information Act Submission Checklist
3. Management Report
4. Audited Financial Statements
5. Schedule of Debt
6. Schedule of Guarantee and Indemnity Agreements
7. Schedule of Remuneration and Expenses including:
  - Statement of Severance Agreements
  - Reconciliation or explanation of differences to Audited Financial Statements
8. Schedule of Payments for the Provision of Goods and Services including:
  - Reconciliation or explanation of differences to Audited Financial Statements



Audited Financial Statements of  
School District No. 36 (Surrey)  
June 30, 2018

# School District No. 36 (Surrey)

June 30, 2018

## Table of Contents

Management Report .....	1
Independent Auditors' Report .....	2-3
Statement of Financial Position - Statement 1 .....	4
Statement of Operations - Statement 2 .....	5
Statement of Changes in Net Financial Assets (Debt) - Statement 4 .....	6
Statement of Cash Flows - Statement 5 .....	7
Notes to the Financial Statements .....	8-25
Schedule of Changes in Accumulated Surplus (Deficit) by Fund - Schedule 1 (Unaudited) .....	26
Schedule of Operating Operations - Schedule 2 (Unaudited) .....	27
Schedule 2A - Schedule of Operating Revenue by Source (Unaudited) .....	28
Schedule 2B - Schedule of Operating Expense by Object (Unaudited) .....	29
Schedule 2C - Operating Expense by Function, Program and Object (Unaudited) .....	30
Schedule of Special Purpose Operations - Schedule 3 (Unaudited) .....	32
Schedule 3A - Changes in Special Purpose Funds and Expense by Object (Unaudited) .....	33
Schedule of Capital Operations - Schedule 4 (Unaudited) .....	36
Schedule 4A - Tangible Capital Assets (Unaudited) .....	37
Schedule 4B - Tangible Capital Assets - Work in Progress (Unaudited) .....	38
Schedule 4C - Deferred Capital Revenue (Unaudited) .....	39
Schedule 4D - Changes in Unspent Deferred Capital Revenue (Unaudited) .....	40

# School District No. 36 (Surrey)

## MANAGEMENT REPORT

Version: 6070-5324-3341

### Management's Responsibility for the Financial Statements.

The accompanying financial statements of School District No. 36 (Surrey) have been prepared by management in accordance with the accounting requirements of Section 23.1 of the Budget Transparency and Accountability Act of British Columbia, supplemented by Regulations 257/2010 and 198/2011 issued by the Province of British Columbia Treasury Board, and the integrity and objectivity of these statements are management's responsibility. Management is also responsible for all of the notes to the financial statements and schedules, and for ensuring that this information is consistent, where appropriate, with the information contained in the financial statements.



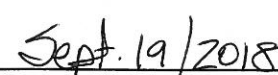

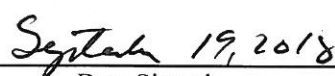
The preparation of financial statements necessarily involves the use of estimates based on management's judgment particularly when transactions affecting the current accounting period cannot be finalized with certainty until future periods.

Management is also responsible for implementing and maintaining a system of internal controls to provide reasonable assurance that assets are safeguarded, transactions are properly authorized and reliable financial information is produced.

The Board of Education of School District No. 36 (Surrey) (called the "Board") is responsible for ensuring that management fulfills its responsibilities for financial reporting and internal control and exercises these responsibilities through the Board. The Board reviews internal financial statements on a monthly basis and externally audited financial statements yearly.

The external auditors, Grant Thornton LLP, conduct an independent examination, in accordance with Canadian generally accepted auditing standards, and express their opinion on the financial statements. The external auditors have full and free access to financial management of School District No. 36 (Surrey) and meet when required. The accompanying Independent Auditors' Report outlines their responsibilities, the scope of their examination and their opinion on the School District's financial statements.

On behalf of School District No. 36 (Surrey)

	
Signature of the Chairperson of the Board of Education	Date Signed
	
Signature of the Superintendent	Date Signed
	
Signature of the Secretary Treasurer	Date Signed

# Independent Auditor's Report

Grant Thornton LLP  
Suite 1600, Grant Thornton Place  
333 Seymour Street  
Vancouver, BC  
V6B 0A4  
T +1 604 687 2711  
F +1 604 685 6569  
[www.GrantThornton.ca](http://www.GrantThornton.ca)

To the Board of Education of [School District No. 36 \(Surrey\)](#) and  
the Minister of Education of the Province of British Columbia:

We have audited the accompanying financial statements of School District No. 36 (Surrey) (the “School District”), which comprise the statement of financial position as at June 30, 2018 and the statement of operations, statement of changes in net financial assets (debt), and statement of cash flows for the year then ended, and a summary of significant accounting policies and other explanatory information.

## [Management's responsibility for the financial statements](#)

Management is responsible for the preparation of these financial statements in accordance with the accounting requirements of Section 23.1 of the Budget Transparency and Accountability Act of the Province of British Columbia, and for such internal control as management determines is necessary to enable the preparation of financial statements that are free from material misstatement, whether due to fraud or error.

## [Auditor's responsibility](#)

Our responsibility is to express an opinion on these financial statements based on our audit. We conducted our audit in accordance with Canadian generally accepted auditing standards. Those standards require that we comply with ethical requirements and plan and perform the audit to obtain reasonable assurance about whether the financial statements are free from material misstatement.

An audit involves performing procedures to obtain audit evidence about the amounts and disclosures in the financial statements. The procedures selected depend on the auditor's judgment, including the assessment of the risks of material misstatement of the financial statements, whether due to fraud or error. In making those risk assessments, the auditor considers internal control relevant to the School District's preparation of the financial statements in order to design audit procedures that are appropriate in the circumstances, but not for the purpose of expressing an opinion on the effectiveness of the School District's internal control. An audit also includes evaluating the appropriateness of accounting policies used and the reasonableness of accounting estimates made by management, as well as evaluating the overall presentation of the financial statements.

We believe that the audit evidence we have obtained in our audit is sufficient and appropriate to provide a basis for our audit opinion.

#### Opinion

In our opinion, the financial statements of the School District No. 36 (Surrey) for the year ended June 30, 2018 are prepared, in all material respects, in accordance with Section 23.1 of the Budget Transparency and Accountability Act of the Province of British Columbia.

#### Emphasis of matter

Without modifying our opinion, we draw attention to Note 2 to the financial statements, which describes the basis of accounting and the significant differences between such basis of accounting and Canadian public sector accounting standards.

#### Other matters

Our audit was conducted for the purpose of forming an opinion on the financial statements taken as a whole. The supplementary information included in Schedules 1 through 4 is presented for purposes of additional information and is not a required part of the financial statements. Such information has been subjected to the auditing procedures applied, only to the extent necessary to express an opinion, in the audit of the financial statements taken as a whole.

Vancouver, Canada  
September 19, 2018



Chartered Professional Accountants

# School District No. 36 (Surrey)

## Statement of Financial Position

As at June 30, 2018

Statement 1


	2018 Actual	2017 Actual
	\$	\$
<b>Financial Assets</b>		
Cash and Cash Equivalents	156,144,353	145,093,901
Accounts Receivable		
Due from Province - Ministry of Education	2,211,621	2,218,221
Other (Note 4)	4,325,607	4,250,247
Portfolio Investments (Note 5)	24,581,934	43,578,450
<b>Total Financial Assets</b>	<b>187,263,515</b>	<b>195,140,819</b>
<b>Liabilities</b>		
Accounts Payable and Accrued Liabilities		
Due to Province - Ministry of Education	155,000	76,842
Other (Note 6)	14,853,994	13,527,398
Unearned Revenue (Note 7)	13,824,700	13,642,893
Deferred Revenue (Note 8)	8,305,554	11,059,863
Deferred Capital Revenue (Note 9)	550,906,185	552,161,864
Employee Future Benefits (Note 10)	14,990,396	15,722,470
Other Liabilities (Note 11)	57,751,286	53,642,851
<b>Total Liabilities</b>	<b>660,787,115</b>	<b>659,834,181</b>
<b>Net Financial Assets (Debt)</b>	<b>(473,523,600)</b>	<b>(464,693,362)</b>
<b>Non-Financial Assets</b>		
Tangible Capital Assets (Note 13)	1,022,596,712	971,075,430
Prepaid Expenses	2,126,931	1,861,069
<b>Total Non-Financial Assets</b>	<b>1,024,723,643</b>	<b>972,936,499</b>
<b>Accumulated Surplus (Deficit)</b>	<b>551,200,043</b>	<b>508,243,137</b>

Contractual Obligations (Note 16,17)

Approved by the Board

  
Signature of the Chairperson of the Board of Education

Date Signed

  
Signature of the Superintendent

Date Signed

  
Signature of the Secretary Treasurer

Date Signed

Sept. 19/2018

September 19, 2018



# School District No. 36 (Surrey)

Statement 2

Statement of Operations

Year Ended June 30, 2018

	2018 Budget (Note 22)	2018 Actual	2017 Actual
	\$	\$	\$
<b>Revenues</b>			
Provincial Grants			
Ministry of Education	695,747,730	<b>717,853,939</b>	660,652,485
Other	883,175	<b>415,246</b>	379,575
Municipal Grants Spent on Sites	370,581	<b>1,727,398</b>	5,271,212
Federal Grants	3,394,926	<b>3,513,076</b>	3,592,732
Tuition	15,489,771	<b>15,744,283</b>	15,319,720
Other Revenue	19,246,486	<b>26,094,255</b>	19,367,959
Rentals and Leases	2,756,650	<b>2,958,963</b>	2,911,196
Investment Income	2,408,676	<b>2,176,044</b>	2,337,933
Gain (Loss) on Disposal of Tangible Capital Assets		<b>117,000</b>	
Amortization of Deferred Capital Revenue	41,390,000	<b>33,682,996</b>	22,531,943
<b>Total Revenue</b>	<b>781,687,995</b>	<b>804,283,200</b>	<b>732,364,755</b>
<b>Expenses</b>			
Instruction	643,574,746	<b>628,208,682</b>	586,260,715
District Administration	17,320,312	<b>15,320,752</b>	13,894,822
Operations and Maintenance	122,345,938	<b>111,886,624</b>	100,844,286
Transportation and Housing	6,094,859	<b>5,910,236</b>	5,759,850
<b>Total Expense</b>	<b>789,335,855</b>	<b>761,326,294</b>	<b>706,759,673</b>
<b>Surplus (Deficit) for the year</b>	<b>(7,647,860)</b>	<b>42,956,906</b>	<b>25,605,082</b>
<b>Accumulated Surplus (Deficit) from Operations, beginning of year</b>		<b>508,243,137</b>	<b>482,638,055</b>
<b>Accumulated Surplus (Deficit) from Operations, end of year</b>		<b>551,200,043</b>	<b>508,243,137</b>

# School District No. 36 (Surrey)

Statement 4

Statement of Changes in Net Financial Assets (Debt)

Year Ended June 30, 2018

	2018 Budget (Note 22)	2018 Actual	2017 Actual
	\$	\$	\$
<b>Surplus (Deficit) for the year</b>	<u>(7,647,860)</u>	<u>42,956,906</u>	<u>25,605,082</u>
<b>Effect of change in Tangible Capital Assets</b>			
Acquisition of Tangible Capital Assets	(68,003,652)	(93,649,594)	(63,166,883)
Amortization of Tangible Capital Assets	49,275,000	42,128,312	32,640,713
<b>Total Effect of change in Tangible Capital Assets</b>	<u>(18,728,652)</u>	<u>(51,521,282)</u>	<u>(30,526,170)</u>
Acquisition of Prepaid Expenses		(2,126,931)	(1,861,069)
Use of Prepaid Expenses		1,861,069	1,205,218
<b>Total Effect of change in Other Non-Financial Assets</b>	<u>-</u>	<u>(265,862)</u>	<u>(655,851)</u>
<b>(Increase) Decrease in Net Financial Assets (Debt), before Net Remeasurement Gains (Losses)</b>	<u>(26,376,512)</u>	<u>(8,830,238)</u>	<u>(5,576,939)</u>
<b>Net Remeasurement Gains (Losses)</b>			
<b>(Increase) Decrease in Net Financial Assets (Debt)</b>		<u>(8,830,238)</u>	<u>(5,576,939)</u>
<b>Net Financial Assets (Debt), beginning of year</b>		<u>(464,693,362)</u>	<u>(459,116,423)</u>
<b>Net Financial Assets (Debt), end of year</b>		<u><u>(473,523,600)</u></u>	<u><u>(464,693,362)</u></u>

# School District No. 36 (Surrey)

Statement 5

Statement of Cash Flows  
Year Ended June 30, 2018

	2018 Actual	2017 Actual
	\$	\$
<b>Operating Transactions</b>		
Surplus (Deficit) for the year	42,956,906	25,605,082
Changes in Non-Cash Working Capital		
Decrease (Increase)		
Accounts Receivable	(68,760)	1,878,958
Prepaid Expenses	(265,862)	(655,851)
Increase (Decrease)		
Accounts Payable and Accrued Liabilities	1,404,754	551,340
Unearned Revenue	181,807	259,491
Deferred Revenue	(2,754,309)	2,096,710
Employee Future Benefits	(732,074)	(517,297)
Other Liabilities	4,108,435	2,240,655
Loss (Gain) on Disposal of Tangible Capital Assets	(117,000)	
Amortization of Tangible Capital Assets	42,128,312	32,640,713
Amortization of Deferred Capital Revenue	(33,682,996)	(22,531,943)
Recognition of Deferred Capital Revenue Spent on Sites	(32,482,052)	(12,784,443)
Local Capital Site Costs Reclassified to Bylaw Capital	(486,504)	
<b>Total Operating Transactions</b>	<b>20,190,657</b>	<b>28,783,415</b>
<b>Capital Transactions</b>		
Tangible Capital Assets Purchased	(82,588,501)	(38,996,593)
Tangible Capital Assets -WIP Purchased	(11,061,093)	(24,170,290)
District Portion of Proceeds on Disposal	117,000	
<b>Total Capital Transactions</b>	<b>(93,532,594)</b>	<b>(63,166,883)</b>
<b>Financing Transactions</b>		
Capital Revenue Received	65,395,873	41,957,798
<b>Total Financing Transactions</b>	<b>65,395,873</b>	<b>41,957,798</b>
<b>Investing Transactions</b>		
Investments in Portfolio Investments	18,996,516	1,444,370
<b>Total Investing Transactions</b>	<b>18,996,516</b>	<b>1,444,370</b>
<b>Net Increase (Decrease) in Cash and Cash Equivalents</b>	<b>11,050,452</b>	<b>9,018,700</b>
<b>Cash and Cash Equivalents, beginning of year</b>	<b>145,093,901</b>	<b>136,075,201</b>
<b>Cash and Cash Equivalents, end of year</b>	<b>156,144,353</b>	<b>145,093,901</b>
<b>Cash and Cash Equivalents, end of year, is made up of:</b>		
Cash	156,144,353	145,093,901
	<b>156,144,353</b>	<b>145,093,901</b>

# School District No. 36 (Surrey)

## Notes to Financial Statements

Year Ended June 30, 2018

---

### NOTE 1 AUTHORITY AND PURPOSE

The School District operates under authority of the School Act of British Columbia as a corporation under the name of "The Board of Education of School District No. 36 (Surrey)", and operates as "School District No. 36 (Surrey)". A board of education ("the Board") is elected for a four-year term and governs the School District. The School District provides educational programs to students enrolled in its schools in the cities of Surrey and White Rock, and is principally funded by the Province of British Columbia through the Ministry of Education. School District No. 36 (Surrey) is exempt from federal and provincial corporate income taxes.

### NOTE 2 SUMMARY OF SIGNIFICANT ACCOUNTING POLICIES

#### a) Basis of Accounting

These financial statements have been prepared in accordance with Section 23.1 of the Budget Transparency and Accountability Act of the Province of British Columbia. This Section requires that the financial statements be prepared in accordance with Canadian public sector accounting standards except in regard to the accounting for government transfers as set out in Notes 2(f) and 2(l).

In November 2011, Treasury Board provided a directive through Restricted Contributions Regulation 198/2011 providing direction for the reporting of restricted contributions whether they are received or receivable by the School District before or after this regulation was in effect.

As noted in notes 2 (f) and 2 (l), Section 23.1 of the *Budget Transparency and Accountability Act* and its related regulations require the School District to recognize non-capital restricted contributions into revenue in the fiscal period in which the restriction the contribution is subject to is met and require the School District to recognize government transfers for the acquisition of capital assets into revenue on the same basis as the related amortization expense. Canadian public sector accounting standards would require these contributions, if they are government transfers, to be recognized into revenue immediately when received unless they contain a stipulation that meets the definition of a liability. The impact of these differences on the financial statements of the School District are as follows:

Year-ended June 30, 2018 - decrease in annual surplus by \$4,009,988

June 30, 2018 - increase in accumulated surplus by \$546,510,319 a decrease in deferred revenue by \$4,068,704 and a decrease in deferred capital revenue by \$542,441,615.

Year-ended June 30, 2017 - increase in annual surplus by \$8,738,122

June 30, 2017 - increase in accumulated surplus by \$539,779,077, a decrease in deferred revenue by \$6,583,238 and a decrease in deferred capital revenue by \$533,195,839.

#### b) Cash and Cash Equivalents

Cash and cash equivalents include cash on hand balances on deposit in financial institutions that are readily convertible to known amounts of cash and that are subject to an insignificant risk of change in value. These cash equivalents generally have a maturity of three months or less at acquisition and are held for the purpose of meeting short-term cash commitments rather than for investing.

#### c) Accounts Receivable

Accounts receivable are shown net of allowance for doubtful accounts. (See Note 4)

# School District No. 36 (Surrey)

## Notes to Financial Statements

Year Ended June 30, 2018

---

### NOTE 2 SUMMARY OF SIGNIFICANT ACCOUNTING POLICIES (*Continued*)

#### d) Portfolio Investments

The School District has investments in GIC's, term deposits and bonds, that either have no maturity dates or have a maturity of greater than 3 months at the time of acquisition. GIC's, term deposits, bonds and other investments not quoted in an active market are reported at cost or amortized cost.

The School District did not include a statement of re-measurement gains and losses as there were no re-measurement transactions to report.

Detailed information regarding portfolio investments is disclosed in Note 5.

#### e) Unearned Revenue

Unearned revenue includes tuition fees received for courses to be delivered in future periods and receipt of proceeds for services or products to be delivered in a future period. Revenue will be recognized in that future period when the courses, services, or products are provided.

#### f) Deferred Revenue and Deferred Capital Revenue

Deferred revenue includes both government transfers and other contributions received with stipulations that meet the description of restricted contributions in the Restricted Contributions Regulation 198/2011 issued by Treasury Board. When restrictions are met, deferred revenue is recognized as revenue in the fiscal year in a manner consistent with the circumstances and evidence used to support the initial recognition of the contributions received as a liability as detailed in Note 2(l).

Funding received for the acquisition of depreciable tangible capital assets is recorded as deferred capital revenue and amortized over the life of the asset acquired as revenue in the statement of operations. This accounting treatment is not consistent with the requirements of Canadian public sector accounting standards which require that government transfers be recognized as revenue when approved by the transferor and eligibility criteria have been met unless the transfer contains a stipulation that creates a liability in which case the transfer is recognized as revenue over the period that the liability is extinguished. See note 2(a) for the impact of this policy on these financial statements.

#### g) Employee Future Benefits

The School District provides certain post-employment benefits including vested and non-vested benefits for certain employees pursuant to certain contracts and union agreements.

The School District accrues its obligations and related costs including both vested and non-vested benefits under employee future benefit plans. Benefits include vested sick leave, accumulating non-vested sick leave, early retirement, retirement/severance, vacation, overtime and death benefits. The benefits cost is actuarially determined using the projected unit credit method pro-rated on service and using management's best estimate of expected salary escalation, termination rates, retirement rates and mortality. The discount rate used to measure obligations is based on the cost of borrowing.

The cumulative unrecognized actuarial gains and losses are amortized over the expected average remaining service lifetime (EARS�) of active employees covered under the plan.

The most recent valuation of the obligation was performed at March 31, 2016 and projected to March 31, 2019. The next valuation will be performed at March 31, 2019 for use at June 30, 2019. For the purposes of determining the financial position of the plans and the employee future benefit costs, a measurement date of March 31 was adopted for all periods subsequent to July 1, 2004.

# School District No. 36 (Surrey)

## Notes to Financial Statements

Year Ended June 30, 2018

---

### NOTE 2 SUMMARY OF SIGNIFICANT ACCOUNTING POLICIES *(Continued)*

#### g) Employee Future Benefits (cont'd)

The School District and its employees make contributions to the Teachers' Pension Plan and Municipal Pension Plan. The plans are multi-employer plans where assets and obligations are not separated. The costs are expensed as incurred.

#### h) Prepaid Expenses

Materials and supplies held in central stores for use within the district are included as a prepaid expense and stated at acquisition cost and are charged to expense over the periods expected to benefit.

#### i) Funds and Reserves

Certain amounts, as approved by the Board are set aside in accumulated surplus for future operating and capital purposes. Transfers to and from funds and reserves are an adjustment to the respective fund when approved (see Notes 13 – Interfund Transfers and Note 20 – Internally Restricted – Operating Fund).

#### j) Liability for Contaminated Sites

Contaminated sites are a result of contamination being introduced into air, soil, water or sediment of a chemical, organic or radioactive material or live organism that exceeds an environmental standard. The liability is recorded net of any expected recoveries. A liability for remediation of contaminated sites is recognized when a site is not in productive use all the following criteria are met:

- an environmental standard exists;
- contamination exceeds the environmental standard;
- the School District:
  - is directly responsible; or
  - accepts responsibility;
- it is expected that future economic benefits will be given up; and
- a reasonable estimate of the amount can be made.

The liability is recognized as management's estimate of the cost of post-remediation including operation, maintenance and monitoring that are an integral part of the remediation strategy for a contaminated site.

#### k) Tangible Capital Assets

The following criteria apply:

- Tangible capital assets acquired or constructed are recorded at cost which includes amounts that are directly related to the acquisition, design, construction, development, improvement or betterment of the assets. Cost also includes overhead directly attributable to construction as well as interest costs that are directly attributable to the acquisition or construction of the asset.
- Donated tangible capital assets are recorded at their fair market value on the date of donation, except in circumstances where fair value cannot be reasonably determined, which are then recognized at nominal value. Transfers of capital assets from related parties are recorded at carrying value.
- Work-in-progress is recorded as an acquisition to the applicable asset class at substantial completion.
- Tangible capital assets are written down to residual value when conditions indicate they no longer contribute to the ability of the School District to provide services or when the value of future economic benefits associated with the sites and buildings are less than their net book value. The write-downs are accounted for as expenses in the Statement of Operations.

# School District No. 36 (Surrey)

## Notes to Financial Statements

Year Ended June 30, 2018

---

### NOTE 2 SUMMARY OF SIGNIFICANT ACCOUNTING POLICIES *(Continued)*

#### k) Tangible Capital Assets *(Continued)*

- Buildings that are demolished or destroyed are written-off.
- The cost, less residual value, of tangible capital assets (excluding sites), is amortized on a straight-line basis over the estimated useful life of the asset. It is management's responsibility to determine the appropriate useful lives for tangible capital assets. These useful lives are reviewed on a regular basis or if significant events initiate the need to revise. Estimated useful life is as follows:

Buildings	40 years
Furniture & Equipment	10 years
Vehicles	10 years
Computer Software	5 years
Computer Hardware	5 years

#### l) Revenue Recognition

Revenues are recognized in the period in which the transactions or events occurred that gave rise to the revenues. All revenues are recorded on an accrual basis, except when the accruals cannot be determined with a reasonable degree of certainty or when their estimation is impracticable.

Contributions received or where eligibility criteria have been met are recognized as revenue except where the contribution meets the criteria for deferral as described below. Eligibility criteria are the criteria that the School District has to meet in order to receive the contributions including authorization by the transferring government.

For contributions subject to a legislative or contractual stipulation or restriction as to their use, revenue is recognized as follows:

- Non-capital contributions for specific purposes are recorded as deferred revenue and recognized as revenue in the year related expenses are incurred,
- Contributions restricted for site acquisitions are recorded as revenue when the sites are purchased, and
- Contributions restricted for tangible capital assets acquisitions other than sites are recorded as deferred capital revenue and amortized over the useful life of the related assets.

Donated tangible capital assets other than sites are recorded at fair market value and amortized over the useful life of the assets. Donated sites are recorded as revenue at fair market value when received or receivable.

The accounting treatment for restricted contributions that are government transfers is not consistent with the requirements of Canadian public sector accounting standards which require that government transfers be recognized as revenue when approved by the transferor and eligibility criteria have been met unless the transfer contains a stipulation that meets the criteria for liability recognition in which case the transfer is recognized as revenue over the period that the liability is extinguished. See note 2 (a) for the impact of this policy on these financial statements.

Revenue related to fees or services received in advance of the fee being earned or the service is performed is deferred and recognized when the fee is earned or service performed.

Investment income is reported in the period earned. When required by the funding party or related Act, investment income earned on deferred revenue is added to the deferred revenue balance.

# School District No. 36 (Surrey)

## Notes to Financial Statements

Year Ended June 30, 2018

---

### NOTE 2 SUMMARY OF SIGNIFICANT ACCOUNTING POLICIES *(Continued)*

#### m) Expenditures

Expenses are reported on an accrual basis. The cost of all goods consumed and services received during the year is expensed.

- Operating expenses are reported by function, program, and object. Whenever possible, expenditures are determined by actual identification. Additional costs pertaining to specific instructional programs, such as special and aboriginal education, are allocated to these programs. All other costs are allocated to related programs.
- Actual salaries of personnel assigned to two or more functions or programs are allocated based on the time spent in each function and program. School-based clerical salaries are allocated to school administration and partially to other programs to which they may be assigned. Principals and Vice-Principals salaries are allocated to school administration and may be partially allocated to other programs to recognize their other responsibilities.
- Employee benefits and allowances are allocated to the same programs, and in the same proportions, as the individual's salary.
- Supplies and services are allocated based on actual program identification.

#### n) Measurement Uncertainty

Preparation of financial statements in accordance with the basis of accounting described in note 2 a) requires management to make estimates and assumptions that impact reported amounts of assets and liabilities at the date of the financial statements and revenues and expenses during the reporting periods. Significant areas requiring the use of management estimates relate to the potential impairment of assets, rates for amortization and estimated employee future benefits. Actual results could differ from those estimated.

#### o) Financial Instruments

A contract establishing a financial instrument creates, at its inception, rights and obligations to receive or deliver economic benefits. The financial assets and financial liabilities portray these rights and obligations in the financial statements. The School District recognizes a financial instrument when it becomes a party to a financial instrument contract.

Financial instruments consist of cash and cash equivalents, accounts receivable, portfolio investments, accounts payable and accrued liabilities, and other liabilities. The School District does not have any derivatives.

Except for portfolio investments in equity instruments quoted in an active market that are recorded at fair value, all financial assets and liabilities are recorded at cost or amortized cost and the associated transaction costs are added to the carrying value of these investments upon initial recognition. Transaction costs are incremental costs directly attributable to the acquisition or issue of a financial asset or a financial liability. Interest and dividends attributable to financial instruments are reported in the statement of operations.

All financial assets are tested annually for impairment. When financial assets are impaired, impairment losses are recorded in the statement of operations. A write-down of a portfolio investment to reflect a loss in value is not reversed for a subsequent increase in value.

For financial instruments measured using amortized cost, the effective interest rate method is used to determine interest revenue or expense.



# School District No. 36 (Surrey)

## Notes to Financial Statements

Year Ended June 30, 2018

### NOTE 2 SUMMARY OF SIGNIFICANT ACCOUNTING POLICIES *(Continued)*

#### p) Asset Retirement Obligations

Liabilities are recognized for statutory, contractual or legal obligations associated with the retirement of tangible capital assets when those obligations result from the acquisition, construction, development or normal operation of the assets. The obligations are measured initially at fair value, determined using present value methodology, and the resulting costs capitalized into the carrying amount of the related tangible capital asset. In subsequent periods, the liability is adjusted for accretion and any changes in the amount or timing of the underlying future cash flows. The capitalized asset retirement cost is amortized on the same basis as the related asset and accretion expense is included in the Statement of Operations.

### NOTE 3 ECONOMIC DEPENDENCE

The operations of the School District are dependent on continued funding from the Ministry of Education and various governmental agencies to carry out its programs. These financial statements have been prepared on a going concern basis.

### NOTE 4 ACCOUNTS RECEIVABLE – OTHER

	June 30, 2018	June 30, 2017
Due from Federal Government	\$ 2,042,127	\$ 1,977,353
Trade accounts receivable	347,812	443,644
Interest receivable	134,681	252,749
Payroll accounts receivable	136,512	87,258
Other accounts receivable	28,217	82,353
School site acquisition charges	1,636,258	1,406,890
	<u>\$ 4,325,607</u>	<u>\$ 4,250,247</u>

### NOTE 5 PORTFOLIO INVESTMENTS

Investments consist of bank GIC, bank corporate, provincial and municipal bonds.

	June 30, 2018			June 30, 2017		
	Effective Fair Value Yield	Cost	Fair Value	Effective Fair Value Yield	Cost	Fair Value
Bank term investments	0.00%	\$ -	\$ -	2.16%	\$ 1,000,000	\$ 1,000,000
Fixed income securities						
Bank corporate	2.59%	\$ 17,893,015	\$ 17,489,827	2.51%	\$ 32,543,968	\$ 32,458,160
Provincial bonds	3.16%	4,966,242	4,813,202	3.12%	7,877,745	7,762,483
Municipal bonds	3.04%	1,722,677	1,730,788	2.89%	2,156,737	2,202,344
Total Portfolio Investments		<u>\$ 24,581,934</u>	<u>\$ 24,033,817</u>		<u>\$ 43,578,450</u>	<u>\$ 43,422,987</u>

# School District No. 36 (Surrey)

## Notes to Financial Statements

Year Ended June 30, 2018

### NOTE 6 ACCOUNTS PAYABLE – OTHER

	June 30, 2018	June 30, 2017
Trade payables	\$ 12,986,660	\$ 11,056,633
Lien Holdbacks	1,686,699	2,366,408
Other	180,635	104,357
	<b>\$ 14,853,994</b>	<b>\$ 13,527,398</b>

### NOTE 7 UNEARNED REVENUE

Unearned revenue as at June 30<sup>th</sup>, 2018

	Balance, June 30, 2017	Increases to Unearned Revenue	Revenue recognized in the period	Balance, June 30, 2018
	\$	\$	\$	\$
Tuition Fees	13,501,812	15,971,240	(15,744,283)	13,728,769
Rental/Lease of Facilities	141,081	2,913,813	(2,958,963)	95,931
<b>Total</b>	<b>13,642,893</b>	<b>18,885,053</b>	<b>(18,703,246)</b>	<b>13,824,700</b>

Unearned revenue as at June 30<sup>th</sup>, 2017

	Balance, June 30, 2016	Increases to Unearned Revenue	Revenue recognized in the period	Balance, June 30, 2017
	\$	\$	\$	\$
Tuition Fees	13,245,079	15,576,453	(15,319,720)	13,501,812
Rental/Lease of Facilities	138,323	2,913,954	(2,911,196)	141,081
<b>Total</b>	<b>13,383,402</b>	<b>18,490,407</b>	<b>(18,230,916)</b>	<b>13,642,893</b>

### NOTE 8 DEFERRED REVENUE

Deferred revenue includes unspent grants and contributions received that meet the description of a restricted contribution in the Restricted Contributions Regulation 198/2011 issued by Treasury Board, i.e., the stipulations associated with those grants and contributions have not yet been fulfilled.

Deferred Revenue as at June 30<sup>th</sup>, 2018

	Balance, June 30, 2017	Contributions received	Revenue recognized in the period	Balance, June 30, 2018
	\$	\$	\$	\$
Provincial Grants - Ministry of Education	3,790,617	43,034,271	(45,309,021)	1,515,867
Provincial Grants - Other	30,875	504,602	(67,796)	467,681
Federal Grants	-	931,179	(867,718)	63,461
Other	7,238,371	22,228,664	(23,208,490)	6,258,545
Investment Income	-	9,143	(9,143)	-
<b>Total</b>	<b>11,059,863</b>	<b>66,707,859</b>	<b>(69,462,168)</b>	<b>8,305,554</b>

# School District No. 36 (Surrey)

## Notes to Financial Statements

Year Ended June 30, 2018

### NOTE 8 DEFERRED REVENUE (Continued)

Deferred Revenue as at June 30<sup>th</sup>, 2017

	Balance, June 30, 2016	Contributions received	Revenue recognized in the period	Balance, June 30, 2017
	\$	\$	\$	\$
Provincial Grants - Ministry of Education	2,864,861	27,902,804	(26,977,048)	3,790,617
Provincial Grants - Other	32,500	-	(1,625)	30,875
Federal Grants	19,719	949,773	(969,492)	-
Other	6,046,073	17,656,244	(16,463,946)	7,238,371
Investment Income	-	6,306	(6,306)	-
<b>Total</b>	<b>8,963,153</b>	<b>46,515,127</b>	<b>(44,418,417)</b>	<b>11,059,863</b>

### NOTE 9 DEFERRED CAPITAL REVENUE

Deferred capital revenue includes grants and contributions received that are restricted by the contributor for the acquisition of tangible capital assets that meet the description of a restricted contribution in the Restricted Contributions Regulation 198/2011 issued by Treasury Board. Once spent, the contributions are amortized into revenue over the life of the asset acquired.

	2018 \$	2017 \$
Deferred Capital Revenue, (includes Work in progress), beginning of year, July 1st.	552,161,864	545,520,452
Increases:		
Provincial Grants - MOE	62,027,310	38,621,890
Provincial Grants - Other	262,882	89,094
Local Government Site Fees	2,658,165	3,096,129
Investment Income	96,516	150,685
Proceeds from Disposal	351,000	-
	<u>65,395,873</u>	<u>41,957,798</u>
Decreases:		
Transfers to revenue - site purchases	32,482,052	12,784,443
Transfer to Local Capital	486,504	
Amortization of Deferred Capital Revenue	33,682,996	22,531,943
	<u>66,651,552</u>	<u>35,316,386</u>
Net Change for the year	(1,255,679)	6,641,412
Deferred Capital Revenue (includes Work in progress), end of year, June 30th.	<b><u>550,906,185</u></b>	<b><u>552,161,864</u></b>

Work in progress amount as of June 30, 2018 was \$7,158,769 (June 30, 2017: \$27,176,075).

# School District No. 36 (Surrey)

## Notes to Financial Statements

Year Ended June 30, 2018

### NOTE 10 EMPLOYEE FUTURE BENEFITS

Benefits include vested sick leave, accumulating non-vested sick leave, early retirement, retirement/severance and death benefits. Funding is provided when the benefits are paid and accordingly, there are no plan assets. Although no plan assets are uniquely identified, the School District has provided for the payment of these benefits.

	<u>June 30, 2018</u>	<u>June 30, 2017</u>
	\$	\$
<b>Reconciliation of Accrued Benefit Obligation</b>		
Accrued Benefit Obligation – April 1	15,024,453	17,039,343
Service Cost	819,285	817,484
Interest Cost	404,915	408,514
Benefit Payments	(1,968,008)	(1,842,332)
Actuarial (Gain) Loss	(258,694)	(1,398,556)
Accrued Benefit Obligation – March 31	<u>14,021,951</u>	<u>15,024,453</u>
<b>Reconciliation of Funded Status at End of Fiscal Year</b>		
Accrued Benefit Obligation - March 31	14,021,951	15,024,453
Market Value of Plan Assets - March 31	-	-
Funded Status - Surplus (Deficit)	(14,021,951)	(15,024,453)
Employer Contributions After Measurement Date	244,347	260,091
Benefits Expense After Measurement Date	(308,388)	(306,050)
Unamortized Net Actuarial (Gain) Loss	(904,404)	(652,058)
Accrued Benefit Asset (Liability) - June 30	<u>(14,990,396)</u>	<u>(15,722,470)</u>
<b>Reconciliation of Change in Accrued Benefit Liability</b>		
Accrued Benefit Liability (Asset) - July 1	15,722,470	16,239,767
Net Expense for Fiscal Year	1,220,190	1,352,397
Employer Contributions	(1,952,264)	(1,869,694)
Accrued Benefit Liability (Asset) - June 30	<u>14,990,396</u>	<u>15,722,470</u>
<b>Components of Net Benefit Expense</b>		
Service Cost	827,579	817,934
Interest Cost	398,959	407,615
Amortization of Net Actuarial (Gain)/Loss	(6,348)	126,848
Net Benefit Expense (Income)	<u>1,220,190</u>	<u>1,352,397</u>

# School District No. 36 (Surrey)

## Notes to Financial Statements

Year Ended June 30, 2018

### NOTE 10 EMPLOYEE FUTURE BENEFITS *(Continued)*

The significant actuarial assumptions adopted for measuring the School District's accrued benefit obligations are:

	<b>2018</b>	<b>2017</b>
Discount Rate – April 1	2.75%	2.50%
Discount Rate – March 31	2.75%	2.75%
Long Term Salary Growth – April 1	2.50% + seniority	2.50% + seniority
Long Term Salary Growth – March 31	2.50% + seniority	2.50% + seniority
EARSL – March 31	10.5 years	10.5 years

### NOTE 11 OTHER LIABILITIES

Vacation pay and banked overtime are recognized as an expense at the time the entitlement is earned through service.

	<b>June 30, 2018</b>	<b>June 30, 2017</b>
	\$	\$
Salaries and Benefits Payable	50,472,398	46,526,989
Accrued Vacation Pay	7,278,888	7,115,862
	<b>57,751,286</b>	<b>53,642,851</b>

# School District No. 36 (Surrey)

## Notes to Financial Statements

Year Ended June 30, 2018

### NOTE 12 EMPLOYEE PENSION PLANS

The School District and its employees contribute to the Teachers' Pension Plan and Municipal Pension Plan, jointly trustee pension plans. The board of trustees for these plans represents plan members and employers and is responsible for the management of the pension plan including investment of the assets and administration of benefits. The pension plans are multi-employer contributory pension plans. Basic pension benefits provided are based on a formula. Defined contribution plan accounting is applied to the plans as the plan exposes the participating entities to actuarial risks associated with the current and former employees of other entities, with the result that there is no consistent and reliable basis for allocating the obligation, plan assets and cost to individual entities participating in the plan. The School District's employer contributions to these plans in the fiscal year ended June 30, 2018 were \$62,165,072, (2017: \$58,431,136).

#### Teachers' Pension Plan

Every three years, an actuarial valuation is performed to assess the financial position of the plans and the adequacy of plan funding. The most recent actuarial valuation of the Teachers' Pension Plan as at December 31, 2014, indicated a \$449 million surplus for basic pension benefits on a going concern basis. As a result of the 2014 basic account actuarial valuation surplus and pursuant to the joint trustee agreement, the employer basic contribution rate decreased. The next valuation will be as at December 31, 2017 with results available in 2018.

As of December 31, 2017, The Teachers' Pension Plan has about 46,000 active members from school districts, and approximately 38,000 retired members from school districts.

Teacher Pension Plan is determined on a formula based on contribution rates as a percentage of salary. The following rates were used for 2018 and 2017 fiscal years.

For 2018	Employer
Flat percent of salary	13.23%
For 2017	Employer
On salary equal to or less than Year's Maximum Pensionable Earnings (YMPE)	12.81%
On salary equal to or greater than Year's Maximum Pensionable Earnings (YMPE)	14.31%

(YMPE for 2017 set at \$55,300)

#### Municipal Pension Plan

The most recent actuarial valuation for the Municipal Pension Plan as at December 31, 2015, indicated a \$2,224 million funding surplus for basic pension benefits on a going concern basis. As a result of the 2015 basic account actuarial valuation surplus and pursuant to the joint trustee agreement, \$1,927 million was transferred to the rate stabilization account and \$297 million of the surplus ensured the required contribution rates remained unchanged. The next valuation will be as at December 31, 2018 with results available in 2019.

As of December 31, 2017, The Municipal Pension Plan has about 197,000 active members, of which approximately 24,000 are from school districts.

Municipal Pension Plan is determined on a formula based on contribution rate of 9.96% of salary for 2018 (2017: 9.96%).

**School District No. 36 (Surrey)**  
**Notes to Financial Statements**  
Year Ended June 30, 2018

**NOTE 13 TANGIBLE CAPITAL ASSETS**

<b>June 30, 2018</b>	<b>Land</b>	<b>Building</b>	<b>Furniture and Equipment</b>	<b>Vehicles</b>	<b>Computer Software</b>	<b>Computer Hardware</b>	<b>2018 Total</b>
	<b>\$</b>	<b>\$</b>	<b>\$</b>	<b>\$</b>	<b>\$</b>	<b>\$</b>	<b>\$</b>
Cost							
Beginning of year	288,898,686	1,108,691,359	34,384,071	6,480,960	3,065,973	11,162,841	1,452,683,890
Additions	32,866,581	43,405,447	10,014,078	2,227,537	428,911	4,707,040	93,649,594
Disposals							-
Deemed Disposals		-	(2,503,060)	(683,054)	(835,057)	(1,848,848)	(5,870,019)
Closing Balance	321,765,267	1,152,096,806	41,895,089	8,025,443	2,659,827	14,021,033	1,540,463,465
Accumulated Amortization							
Beginning Balance		455,057,878	16,523,761	3,091,513	1,602,581	5,332,727	481,608,460
Amortization		35,481,809	3,813,896	725,316	439,254	1,668,037	42,128,312
Disposals							-
Deemed Disposals			(2,503,060)	(683,054)	(835,057)	(1,848,848)	(5,870,019)
Closing Balance		490,539,687	17,834,597	3,133,775	1,206,778	5,151,916	517,866,753
Net Book Value	321,765,267	661,557,119	24,060,492	4,891,668	1,453,049	8,869,117	1,022,596,712

Cost at June 30<sup>th</sup>, 2018, includes work in progress on Buildings for \$13,701,095.

**School District No. 36 (Surrey)**  
**Notes to Financial Statements**  
Year Ended June 30, 2018

**NOTE 13 TANGIBLE CAPITAL ASSETS** *(Continued)*

<b>June 30, 2017</b>	<b>Land</b>	<b>Building</b>	<b>Furniture and Equipment</b>	<b>Vehicles</b>	<b>Computer Software</b>	<b>Computer Hardware</b>	<b>2017 Total</b>
	<b>\$</b>	<b>\$</b>	<b>\$</b>	<b>\$</b>	<b>\$</b>	<b>\$</b>	<b>\$</b>
Cost							
Beginning of year	274,157,139	1,068,810,766	35,878,955	6,627,574	2,895,112	10,063,343	1,398,432,889
Additions	14,741,547	39,880,593	3,585,515	731,732	529,908	3,697,588	63,166,883
Disposals							-
Deemed Disposals		-	(5,080,399)	(878,346)	(359,047)	(2,598,090)	(8,915,882)
Closing Balance	288,898,686	1,108,691,359	34,384,071	6,480,960	3,065,973	11,162,841	1,452,683,890
Accumulated Amortization							
Beginning Balance		429,887,531	17,836,988	3,270,515	1,329,614	5,558,981	457,883,629
Amortization		25,170,347	3,767,172	699,344	632,014	2,371,836	32,640,713
Disposals							-
Deemed Disposals			(5,080,399)	(878,346)	(359,047)	(2,598,090)	(8,915,882)
Closing Balance		455,057,878	16,523,761	3,091,513	1,602,581	5,332,727	481,608,460
Net Book Value	288,898,686	653,633,481	17,860,310	3,389,447	1,463,392	5,830,114	971,075,430

Cost at June 30<sup>th</sup>, 2017, includes work in progress on Buildings for \$34,289,248.



# School District No. 36 (Surrey)

## Notes to Financial Statements

Year Ended June 30, 2018

### NOTE 14 INTERFUND TRANSFERS

The School District manages their accounts using three different funds – operating, special purpose and capital. Transfers between funds during the current year are as follows:

- Transfers of \$10,503,700 (2017: \$2,906,100) from the operating fund and \$313,490 (2017: \$345,456) from the special purpose fund, totalling \$10,817,190 (2017: \$3,251,556) to the capital fund, were made to purchase various capital assets;
- Transfers of \$15,448,000 (2017: \$4,209,451) from the operating fund to the capital fund's local capital were made for the district's commitment to approved government capital projects, furniture and equipment, vehicles and other infrastructure upgrades.

### NOTE 15 RELATED PARTY TRANSACTIONS

The School District is related through common ownership to all Province of British Columbia ministries, agencies, school districts, health authorities, colleges, universities, and crown corporations. Transactions with these entities, unless disclosed separately, are considered to be in the normal course of operations and are recorded at the exchange amount.

### NOTE 16 CONTRACTUAL OBLIGATIONS

The School District has a total of \$5,643,649 (2017: \$27,545,681) of contractual obligations at year end related to the construction or renovation of buildings, which are funded from deferred capital revenues of Ministry of Education Bylaw capital, Restricted Capital, Land Capital, Local Capital Reserve funds. Disclosure relates to the unperformed portion of the contracts.

#### Contractual Commitments:

Woodward Hill Elementary	CCDC Contract	\$	1,220,392
David Brankin Elementary	CCDC Contract		906,983
Site 177(Hazel/Grandview Secondary)	CCDC Contract		901,810
Holly Elementary	CCDC Contract		639,818
Salish Secondary	CCDC Contract		531,814
Mary Jane Shannon Elementary	CCDC Contract		469,213
Boiler Upgrades	CCDC Contract		440,944
Bear Creek Elementary	CCDC Contract		189,025
Site 207 (S.Grandview)	CCDC Contract		75,082
Site 184 (Clayton N. Area Elementary)	CCDC Contract		69,021
Portables	CCDC Contract		48,306
Sullivan Heights Secondary	CCDC Contract		44,081
Site 218 (Clayton Village NW Elementary)	CCDC Contract		20,879
Water Quality	CCDC Contract		20,000
Site 206 (Grandview South Elementary)	CCDC Contract		18,897
Site 180 (Douglas Areas Elementary)	CCDC Contract		15,443
Elgin Park Secondary	CCDC Contract		11,420
Earl Marriott Secondary	CCDC Contract		7,402
L.A. Matheson Secondary	CCDC Contract		4,306
Frank Hurt Seocndary	CCDC Contract		3,739
Latimer Road Elementary	CCDC Contract		2,616
William Watson Elementary	CCDC Contract		2,457
<b>Total Construction Commitments</b>		<b>\$</b>	<b>5,643,649</b>

# School District No. 36 (Surrey)

## Notes to Financial Statements

Year Ended June 30, 2018

### NOTE 17 OPERATING LEASE OBLIGATIONS

The School District has operating lease agreements for facilities that require payments over the next five fiscal years ending June 30 as follows:

2019	\$698,334
2020	\$534,126
2021	\$254,943
2022	\$254,943
2023	\$234,586

### NOTE 18 CONTINGENCIES

In the ordinary course of operations, the School District has legal proceedings brought against it and provisions have been included in liabilities where appropriate. It is the opinion of management that final determination of these claims will not have a material effect on the financial position or operations of the School District. The resulting loss on the District, if any, will be recorded in the period in which it is determinable.

### NOTE 19 ASSET RETIREMENT OBLIGATION

Legal liabilities may exist for the removal or disposal of asbestos in schools that will undergo major renovations or demolition. The value of the liability for asbestos removal or disposal will be recognized in the period in which a reasonable estimate of fair value can be made. As at June 30, 2018 the liability is not reasonably determinable.

### NOTE 20 EXPENSE BY OBJECT

	2018	2017
Salaries and Benefits	\$ 630,869,352	\$ 594,588,274
Services and Supplies	88,328,630	79,530,686
Amortization	42,128,312	32,640,713
<b>Total</b>	<b>\$ 761,326,294</b>	<b>\$ 706,759,673</b>

### NOTE 21 INTERNALLY RESTRICTED – OPERATING FUND

The School District attributes a portion of the accumulated surplus to an internal operating fund and internally restricts for 2018: \$21,943,556 (2017: \$30,067,132). The detail of the internal restricted items are as follows:

2018-2019 Operating Budget	\$ 15,806,419
Special Educational Assistants	1,922,560
Learning Resources Surplus	1,474,669
Net School Operating Surplus	1,309,920
Business/Human Resources System Reviews	462,613
Aboriginal Education Targeted Funds	416,569
Business Development	300,291
Food Services	189,512
MyBC ESIS Upgrades	61,003
<b>Total Internally Restricted Items</b>	<b>\$ 21,943,556</b>

# School District No. 36 (Surrey)

## Notes to Financial Statements

Year Ended June 30, 2018

### NOTE 22 BUDGET FIGURES

Budget figures included in the financial statements are the School District's amended annual budget adopted by the Board of Education on February 14<sup>th</sup>, 2018 and reflect more current estimates on student FTE, revenues and expenditures.

	Original Budget \$	Amended Budget \$	Change \$
Statement 2			
Revenue			
Provincial Grants			
Ministry of Education	682,693,752	695,747,730	13,053,978
Other	350,000	883,175	533,175
Municipal Grants Spent on Sites	2,500,000	370,581	(2,129,419)
Federal Grants	3,313,926	3,394,926	81,000
Tuition	14,634,000	15,489,771	855,771
Other Revenues	18,365,253	19,246,486	881,233
Rental and Leases	2,697,650	2,756,650	59,000
Investment Income	2,206,000	2,408,676	202,676
Gain (Loss) on Disposal of Tangible Capital Assets	-	-	-
Amortization of Deferred Capital Revenue	22,961,000	41,390,000	18,429,000
Total Revenue	749,721,581	781,687,995	31,966,414
Expenses			
Instruction	631,072,692	643,574,746	12,502,054
District Administration	17,258,043	17,320,312	62,269
Operations and Maintenance	105,165,453	122,345,938	17,180,485
Transportation and Housing	5,729,776	6,094,859	365,083
Total Expense	759,225,964	789,335,855	30,109,891
Net Revenue	(9,504,383)	(7,647,860)	1,856,523
Budgeted Allocation of Surplus (Deficit)	16,410,898	36,102,107	19,691,209
Budgeted Surplus (Deficit) for the Year	6,906,515	28,454,247	21,547,732
Statement 4			
Surplus (Deficit) for the year	(9,504,383)	(7,647,860)	1,856,523
Effect of change in Tangible Capital Assets			
Acquisition of Tangible Capital Assets	(37,803,733)	(68,003,652)	(30,199,919)
Amortization of Tangible Capital Assets	32,700,000	49,275,000	16,575,000
Net carrying value of Tangible Capital Assets disposed of	-	-	-
Total Effects of change in Tangible Assets	(5,103,733)	(18,728,652)	(13,624,919)
(Increase) Decrease in Net Financial Assets (Debt)			
before Net Remeasurment Gains (Losses)	(14,608,116)	(26,376,512)	(11,768,396)

#### Statement 2

The significant changes between the original budget and amended were:

##### Revenues:

- Ministry Grants – Amended to reflect actual Operating grant adjustments of \$6.3 million, Special Purpose of \$6.7 million, including Classroom Enhancement funds of \$6.3 million amendment made by the Province to the District in January 2018, and anticipated capital revenue
- Municipal Grants Spent on Sites – Amended to reflect what was anticipated to be used for site purchases
- Tuition – Increase in International Enrolment and Surrey College programs
- Revised forecast of Deferred Capital Revenue

# School District No. 36 (Surrey)

## Notes to Financial Statements

Year Ended June 30, 2018

---

### NOTE 22 BUDGET FIGURES *(Continued)*

Expenses:

- Instruction – Recognition of Board approved use of internally restricted funds from 2017 and increased teacher and EA staffing required to address additional student growth
- Operations and Maintenance – Recognition of Board approved use of internally restricted funds from 2017 and higher anticipated amortization of capital assets

Budgeted Allocation of Surplus – Actual 2017 year end Surplus greater than anticipated

Statement 4

The significant changes between original budget and amended were:

- Subsequent approvals from Ministry of Education to draw on Deferred Capital revenues
- Increase in anticipated amortization of capital assets

### NOTE 23 RISK MANAGEMENT

The School District has exposure to the following risks from its use of financial instruments: credit risk, market risk and liquidity risk.

The Board ensures that the School District has identified its risks and ensures that management monitors and controls them.

a) Credit risk:

Credit risk is the risk of financial loss to an institution if a customer or counterparty to a financial instrument fails to meet its contractual obligations. Such risks arise principally from certain financial assets held consisting of cash, amounts receivable and investments.

The School District is exposed to credit risk in the event of non-performance by a borrower. This risk is mitigated as most amounts receivable are due from the Province and are collectible.

It is management's opinion that the School District is not exposed to significant credit risk associated with its cash deposits and investments as they are placed in recognized Canadian and British Columbia financial institutions.

b) Market risk :

Market risk is the risk that the fair value or future cash flows of a financial instrument will fluctuate because of changes in market prices. Market risk is comprised of currency risk and interest rate risk.

Currency risk is the risk that the fair value or future cash flows of a financial instrument will fluctuate because of changes in the foreign exchange rates. It is management's opinion that the School District is not exposed to significant currency risk, as amounts held and purchases made in foreign currency are insignificant.

Interest rate risk is the risk that the fair value or future cash flows of a financial instrument will fluctuate because of changes in the market interest rates. The School District is exposed to interest rate risk through its investments. The investment objectives are on protecting investments rather than the potential for superior returns. The school district has very low tolerance for risk with investments and prefers a low degree of price volatility.

# School District No. 36 (Surrey)

## Notes to Financial Statements

Year Ended June 30, 2018

---

**NOTE 23      RISK MANAGEMENT** *(Continued)*

c) Liquidity risk

Liquidity risk is the risk that the School District will not be able to meet its financial obligations as they become due.

The School District manages liquidity risk by continually monitoring actual and forecasted cash flows from operations and anticipated investing activities to ensure, as far as possible, that it will always have sufficient liquidity to meet its liabilities when due, under both normal and stressed conditions, without incurring unacceptable losses or risking damage to the School District's reputation.

Risk Management and insurance services for all school districts in British Columbia are provided by the Risk Management Branch of the Ministry of Finance.

# School District No. 36 (Surrey)

Schedule 1 (Unaudited)

Schedule of Changes in Accumulated Surplus (Deficit) by Fund  
Year Ended June 30, 2018

	Operating Fund	Special Purpose Fund	Capital Fund	2018 Actual	2017 Actual
	\$	\$	\$	\$	\$
Accumulated Surplus (Deficit), beginning of year	36,102,107		472,141,030	508,243,137	482,638,055
Changes for the year					
Surplus (Deficit) for the year	17,237,134	313,490	25,406,282	42,956,906	25,605,082
Interfund Transfers					
Tangible Capital Assets Purchased	(10,503,700)	(313,490)	10,817,190	-	
Local Capital	(15,448,000)		15,448,000	-	
Net Changes for the year	(8,714,566)	-	51,671,472	42,956,906	25,605,082
Accumulated Surplus (Deficit), end of year - Statement 2	27,387,541	-	523,812,502	551,200,043	508,243,137

# School District No. 36 (Surrey)

## Schedule of Operating Operations

Year Ended June 30, 2018

Schedule 2 (Unaudited)

	2018 Budget (Note 22)	2018 Actual	2017 Actual
	\$	\$	\$
<b>Revenues</b>			
Provincial Grants			
Ministry of Education	640,321,572	<b>641,303,760</b>	626,162,206
Other	352,300	<b>347,450</b>	377,950
Federal Grants	2,531,682	<b>2,645,358</b>	2,623,240
Tuition	15,489,771	<b>15,744,283</b>	15,319,720
Other Revenue	2,211,486	<b>2,703,237</b>	2,810,577
Rentals and Leases	2,756,650	<b>2,958,963</b>	2,911,196
Investment Income	1,700,000	<b>1,583,387</b>	1,650,108
<b>Total Revenue</b>	<b>665,363,461</b>	<b>667,286,438</b>	651,854,997
<b>Expenses</b>			
Instruction	575,519,501	<b>562,120,549</b>	545,406,671
District Administration	17,320,312	<b>14,624,867</b>	13,239,211
Operations and Maintenance	70,706,230	<b>67,393,652</b>	65,640,267
Transportation and Housing	6,094,859	<b>5,910,236</b>	5,759,850
<b>Total Expense</b>	<b>669,640,902</b>	<b>650,049,304</b>	630,045,999
<b>Operating Surplus (Deficit) for the year</b>	<b>(4,277,441)</b>	<b>17,237,134</b>	21,808,998
<b>Budgeted Appropriation (Retirement) of Surplus (Deficit)</b>	<b>36,102,107</b>		
<b>Net Transfers (to) from other funds</b>			
Tangible Capital Assets Purchased	(13,253,652)	<b>(10,503,700)</b>	(2,906,100)
Local Capital	(3,448,000)	<b>(15,448,000)</b>	(4,209,451)
<b>Total Net Transfers</b>	<b>(16,701,652)</b>	<b>(25,951,700)</b>	(7,115,551)
<b>Total Operating Surplus (Deficit), for the year</b>	<b>15,123,014</b>	<b>(8,714,566)</b>	14,693,447
<b>Operating Surplus (Deficit), beginning of year</b>		<b>36,102,107</b>	21,408,660
<b>Operating Surplus (Deficit), end of year</b>		<b>27,387,541</b>	36,102,107
<b>Operating Surplus (Deficit), end of year</b>			
Internally Restricted (Note 21)		<b>21,943,556</b>	30,067,132
Unrestricted		<b>5,443,985</b>	6,034,975
<b>Total Operating Surplus (Deficit), end of year</b>		<b>27,387,541</b>	36,102,107

# School District No. 36 (Surrey)

Schedule 2A (Unaudited)

Schedule of Operating Revenue by Source

Year Ended June 30, 2018

	2018 Budget (Note 22)	2018 Actual	2017 Actual
	\$	\$	\$
<b>Provincial Grants - Ministry of Education</b>			
Operating Grant, Ministry of Education	627,742,355	<b>628,277,099</b>	610,343,431
DISC/LEA Recovery	(73,760)	<b>(87,199)</b>	(73,760)
Other Ministry of Education Grants			
Pay Equity	6,861,222	<b>6,861,224</b>	6,861,224
Funding for Graduated Adults	1,230,080	<b>1,613,416</b>	1,275,053
Transportation Supplement	72,999	<b>72,999</b>	72,999
Economic Stability Dividend	446,200	<b>433,032</b>	377,390
Return of Administrative Savings	3,128,483	<b>3,128,478</b>	3,128,483
Carbon Tax Grant	432,146	<b>493,321</b>	432,146
Student Learning Grant			3,569,213
Benefit Funding	438,292	<b>438,292</b>	
Other Miscellaneous	43,555	<b>73,098</b>	252,869
Cont Ed Enrolment Compliance Audit Recovery			(76,842)
<b>Total Provincial Grants - Ministry of Education</b>	<b>640,321,572</b>	<b>641,303,760</b>	626,162,206
<b>Provincial Grants - Other</b>	<b>352,300</b>	<b>347,450</b>	377,950
<b>Federal Grants</b>	<b>2,531,682</b>	<b>2,645,358</b>	2,623,240
<b>Tuition</b>			
Summer School Fees			216,147
Continuing Education	863,000	<b>961,175</b>	755,195
International and Out of Province Students	14,626,771	<b>14,783,108</b>	14,348,378
<b>Total Tuition</b>	<b>15,489,771</b>	<b>15,744,283</b>	15,319,720
<b>Other Revenues</b>			
LEA/Direct Funding from First Nations	73,760	<b>87,199</b>	73,760
Miscellaneous			
Teaching Kitchen	807,450	<b>807,006</b>	815,396
Energy Management	185,040	<b>183,900</b>	115,081
Worksafe BC	403,010	<b>478,820</b>	434,341
Other Miscellaneous	742,226	<b>1,146,312</b>	1,371,999
<b>Total Other Revenue</b>	<b>2,211,486</b>	<b>2,703,237</b>	2,810,577
<b>Rentals and Leases</b>	<b>2,756,650</b>	<b>2,958,963</b>	2,911,196
<b>Investment Income</b>	<b>1,700,000</b>	<b>1,583,387</b>	1,650,108
<b>Total Operating Revenue</b>	<b>665,363,461</b>	<b>667,286,438</b>	651,854,997



# School District No. 36 (Surrey)

## Schedule of Operating Expense by Object

Year Ended June 30, 2018

Schedule 2B (Unaudited)

	2018 Budget (Note 22)	2018 Actual	2017 Actual
	\$	\$	\$
<b>Salaries</b>			
Teachers	318,403,114	<b>311,211,196</b>	306,777,690
Principals and Vice Principals	29,547,187	<b>29,275,120</b>	28,248,947
Educational Assistants	59,337,039	<b>58,996,238</b>	53,915,605
Support Staff	52,332,852	<b>52,478,027</b>	49,787,757
Other Professionals	9,443,546	<b>9,104,307</b>	8,731,481
Substitutes	18,576,285	<b>18,057,514</b>	17,215,498
<b>Total Salaries</b>	<b>487,640,023</b>	<b>479,122,402</b>	464,676,978
<b>Employee Benefits</b>	109,815,916	<b>110,199,445</b>	107,487,817
<b>Total Salaries and Benefits</b>	<b>597,455,939</b>	<b>589,321,847</b>	572,164,795
<b>Services and Supplies</b>			
Services	22,028,578	<b>17,688,470</b>	17,261,034
Student Transportation	5,491,589	<b>4,997,277</b>	4,972,837
Professional Development and Travel	3,188,175	<b>2,518,672</b>	2,084,327
Rentals and Leases	796,818	<b>774,419</b>	736,478
Dues and Fees	1,488,332	<b>1,639,210</b>	1,527,458
Insurance	1,580,208	<b>1,430,223</b>	1,427,544
Supplies	26,866,427	<b>21,586,737</b>	19,791,162
Utilities	10,744,836	<b>10,092,449</b>	10,080,364
<b>Total Services and Supplies</b>	<b>72,184,963</b>	<b>60,727,457</b>	57,881,204
<b>Total Operating Expense</b>	<b>669,640,902</b>	<b>650,049,304</b>	630,045,999

# School District No. 36 (Surrey)

Schedule 2C (Unaudited)

Operating Expense by Function, Program and Object

Year Ended June 30, 2018

	Teachers Salaries	Principals and Vice Principals Salaries	Educational Assistants Salaries	Support Staff Salaries	Other Professionals Salaries	Substitutes Salaries	Total Salaries
	\$	\$	\$	\$	\$	\$	\$
<b>1 Instruction</b>							
1.02 Regular Instruction	238,278,883	6,893,797	5,993	5,586,301	762,097	9,570,511	<b>261,097,582</b>
1.03 Career Programs	3,071,367	117,620		1,320,104		142,708	<b>4,651,799</b>
1.07 Library Services	6,582,412			631,423	68,681	256,359	<b>7,538,875</b>
1.08 Counselling	7,554,842					297,035	<b>7,851,877</b>
1.10 Special Education	35,882,482		55,814,866	462,131		3,937,408	<b>96,096,887</b>
1.30 English Language Learning	11,961,620		447,212			471,689	<b>12,880,521</b>
1.31 Aboriginal Education	751,772	113,116	1,477,202	90,244	154,392	182,824	<b>2,769,550</b>
1.41 School Administration	5,661	20,696,447		12,442,876		935,703	<b>34,080,687</b>
1.60 Summer School	1,801,168	183,321	39,274	143,623			<b>2,167,386</b>
1.61 Continuing Education	310,178	29,406		18,228			<b>357,812</b>
1.62 International and Out of Province Students	4,284,634	405,065	57,752	1,000,763	309,533	203,775	<b>6,261,522</b>
1.64 Other	240,608		1,144,863	96,339	161,266		<b>1,643,076</b>
<b>Total Function 1</b>	<b>310,725,627</b>	<b>28,438,772</b>	<b>58,987,162</b>	<b>21,792,032</b>	<b>1,455,969</b>	<b>15,998,012</b>	<b>437,397,574</b>
<b>4 District Administration</b>							
4.11 Educational Administration	382,991	321,285		151,202	1,815,816		<b>2,671,294</b>
4.40 School District Governance				191,441	364,776		<b>556,217</b>
4.41 Business Administration	35,719	515,063		3,010,295	2,783,703	10,945	<b>6,355,725</b>
<b>Total Function 4</b>	<b>418,710</b>	<b>836,348</b>	<b>-</b>	<b>3,352,938</b>	<b>4,964,295</b>	<b>10,945</b>	<b>9,583,236</b>
<b>5 Operations and Maintenance</b>							
5.41 Operations and Maintenance Administration	64,831		9,076	1,165,498	1,299,567	6,122	<b>2,545,094</b>
5.50 Maintenance Operations	2,028			23,458,441	1,131,939	1,998,614	<b>26,591,022</b>
5.52 Maintenance of Grounds				2,195,459	96,040	29,998	<b>2,321,497</b>
5.56 Utilities							<b>-</b>
<b>Total Function 5</b>	<b>66,859</b>	<b>-</b>	<b>9,076</b>	<b>26,819,398</b>	<b>2,527,546</b>	<b>2,034,734</b>	<b>31,457,613</b>
<b>7 Transportation and Housing</b>							
7.41 Transportation and Housing Administration				107,178	156,497		<b>263,675</b>
7.70 Student Transportation				406,481		13,823	<b>420,304</b>
<b>Total Function 7</b>	<b>-</b>	<b>-</b>	<b>-</b>	<b>513,659</b>	<b>156,497</b>	<b>13,823</b>	<b>683,979</b>
<b>9 Debt Services</b>							
<b>Total Function 9</b>	<b>-</b>	<b>-</b>	<b>-</b>	<b>-</b>	<b>-</b>	<b>-</b>	<b>-</b>
<b>Total Functions 1 - 9</b>	<b>311,211,196</b>	<b>29,275,120</b>	<b>58,996,238</b>	<b>52,478,027</b>	<b>9,104,307</b>	<b>18,057,514</b>	<b>479,122,402</b>

# School District No. 36 (Surrey)

Schedule 2C (Unaudited)

Operating Expense by Function, Program and Object

Year Ended June 30, 2018

	Total Salaries	Employee Benefits	Total Salaries and Benefits	Services and Supplies	2018 Actual	2018 Budget (Note 22)	2017 Actual
	\$	\$	\$	\$	\$	\$	\$
<b>1 Instruction</b>							
1.02 Regular Instruction	261,097,582	60,092,964	321,190,546	10,963,264	332,153,810	339,908,828	324,229,044
1.03 Career Programs	4,651,799	1,098,526	5,750,325	1,195,491	6,945,816	7,108,572	6,800,920
1.07 Library Services	7,538,875	1,744,056	9,282,931	5,188,729	14,471,660	16,146,012	13,965,753
1.08 Counselling	7,851,877	1,839,354	9,691,231		9,691,231	9,907,263	10,255,353
1.10 Special Education	96,096,887	23,076,053	119,172,940	1,205,426	120,378,366	122,785,301	113,772,246
1.30 English Language Learning	12,880,521	3,015,373	15,895,894	10,308	15,906,202	15,964,490	15,944,883
1.31 Aboriginal Education	2,769,550	662,964	3,432,514	316,185	3,748,699	4,151,826	3,746,358
1.41 School Administration	34,080,687	7,404,490	41,485,177	1,482,463	42,967,640	43,109,211	41,102,168
1.60 Summer School	2,167,386	399,473	2,566,859	185,504	2,752,363	2,832,923	2,544,602
1.61 Continuing Education	357,812	29,841	387,653	183,545	571,198	691,052	582,989
1.62 International and Out of Province Students	6,261,522	1,418,820	7,680,342	2,486,400	10,166,742	10,551,726	10,079,492
1.64 Other	1,643,076	358,425	2,001,501	365,321	2,366,822	2,362,297	2,382,863
<b>Total Function 1</b>	<b>437,397,574</b>	<b>101,140,339</b>	<b>538,537,913</b>	<b>23,582,636</b>	<b>562,120,549</b>	<b>575,519,501</b>	<b>545,406,671</b>
<b>4 District Administration</b>							
4.11 Educational Administration	2,671,294	498,996	3,170,290	1,593,281	4,763,571	6,463,977	3,441,117
4.40 School District Governance	556,217	67,974	624,191	263,996	888,187	978,477	783,459
4.41 Business Administration	6,355,725	1,293,150	7,648,875	1,324,234	8,973,109	9,877,858	9,014,635
<b>Total Function 4</b>	<b>9,583,236</b>	<b>1,860,120</b>	<b>11,443,356</b>	<b>3,181,511</b>	<b>14,624,867</b>	<b>17,320,312</b>	<b>13,239,211</b>
<b>5 Operations and Maintenance</b>							
5.41 Operations and Maintenance Administration	2,545,094	454,934	3,000,028	4,615,941	7,615,969	6,983,439	6,164,066
5.50 Maintenance Operations	26,591,022	6,079,391	32,670,413	11,167,680	43,838,093	45,500,625	41,996,097
5.52 Maintenance of Grounds	2,321,497	520,909	2,842,406	1,121,938	3,964,344	4,476,622	4,223,954
5.56 Utilities	-	-	-	11,975,246	11,975,246	13,745,544	13,256,150
<b>Total Function 5</b>	<b>31,457,613</b>	<b>7,055,234</b>	<b>38,512,847</b>	<b>28,880,805</b>	<b>67,393,652</b>	<b>70,706,230</b>	<b>65,640,267</b>
<b>7 Transportation and Housing</b>							
7.41 Transportation and Housing Administration	263,675	51,336	315,011	676	315,687	312,440	277,731
7.70 Student Transportation	420,304	92,416	512,720	5,081,829	5,594,549	5,782,419	5,482,119
<b>Total Function 7</b>	<b>683,979</b>	<b>143,752</b>	<b>827,731</b>	<b>5,082,505</b>	<b>5,910,236</b>	<b>6,094,859</b>	<b>5,759,850</b>
<b>9 Debt Services</b>							
<b>Total Function 9</b>	<b>-</b>	<b>-</b>	<b>-</b>	<b>-</b>	<b>-</b>	<b>-</b>	<b>-</b>
<b>Total Functions 1 - 9</b>	<b>479,122,402</b>	<b>110,199,445</b>	<b>589,321,847</b>	<b>60,727,457</b>	<b>650,049,304</b>	<b>669,640,902</b>	<b>630,045,999</b>

School District No. 36 (Surrey)

Schedule 3 (Unaudited)

Schedule of Special Purpose Operations

Year Ended June 30, 2018

	2018 Budget (Note 22)	2018 Actual	2017 Actual
	\$	\$	\$
<b>Revenues</b>			
Provincial Grants			
Ministry of Education	52,332,158	45,309,021	26,977,048
Other	530,875	67,796	1,625
Federal Grants	863,244	867,718	969,492
Other Revenue	17,035,000	23,208,490	16,463,946
Investment Income	8,676	9,143	6,306
<b>Total Revenue</b>	<b>70,769,953</b>	<b>69,462,168</b>	<b>44,418,417</b>
<b>Expenses</b>			
Instruction	68,055,245	66,088,133	40,854,044
District Administration		695,885	655,611
Operations and Maintenance	2,364,708	2,364,660	2,563,306
<b>Total Expense</b>	<b>70,419,953</b>	<b>69,148,678</b>	<b>44,072,961</b>
<b>Special Purpose Surplus (Deficit) for the year</b>	<b>350,000</b>	<b>313,490</b>	<b>345,456</b>
<b>Net Transfers (to) from other funds</b>			
Tangible Capital Assets Purchased	(350,000)	(313,490)	(345,456)
<b>Total Net Transfers</b>	<b>(350,000)</b>	<b>(313,490)</b>	<b>(345,456)</b>
<b>Total Special Purpose Surplus (Deficit) for the year</b>	<b>-</b>	<b>-</b>	<b>-</b>
<b>Special Purpose Surplus (Deficit), beginning of year</b>			
<b>Special Purpose Surplus (Deficit), end of year</b>		<b>-</b>	<b>-</b>

School District No. 36 (Surrey)

Changes in Special Purpose Funds and Expense by Object  
Year Ended June 30, 2018

	Annual Facility Grant	Learning Improvement Fund	Scholarships and Bursaries	Service Delivery Transformation	School Generated Funds	Strong Start	Ready, Set, Learn	OLEP	CommunityLINK
	\$	\$	\$	\$	\$	\$	\$	\$	\$
Deferred Revenue, beginning of year		91,098	441,130	772,534	4,783,162	42,119	93,996		106,192
Add: Restricted Grants									
Provincial Grants - Ministry of Education	2,362,033	2,497,857		375,000		736,000	249,900	547,842	3,894,618
Provincial Grants - Other									
Federal Grants									
Other			412,551		19,161,986	14,071		7,043	180,599
Investment Income	2,627		6,516						
	2,364,660	2,497,857	419,067	375,000	19,161,986	750,071	249,900	554,885	4,075,217
Less: Allocated to Revenue	2,364,660	2,588,955	303,456	695,885	20,583,435	792,190	197,273	544,336	3,832,458
Deferred Revenue, end of year	-	-	556,741	451,649	3,361,713	-	146,623	10,549	348,951
Revenues									
Provincial Grants - Ministry of Education	2,362,033	2,588,955		695,885		778,119	197,273	537,293	3,651,859
Provincial Grants - Other									
Federal Grants									
Other Revenue			296,940		20,583,435	14,071		7,043	180,599
Investment Income	2,627		6,516						
	2,364,660	2,588,955	303,456	695,885	20,583,435	792,190	197,273	544,336	3,832,458
Expenses									
Salaries									
Teachers							45,687	178,035	
Principals and Vice Principals									
Educational Assistants		2,042,723					5,367		
Support Staff	175,723			93,158		500,918	7,217	6,243	1,833,535
Other Professionals				145,286		73,017			217,938
Substitutes		168,190				27,677			30,992
	175,723	2,210,913	-	238,444	-	601,612	58,271	184,278	2,082,465
Employee Benefits	46,266	378,042		52,233		164,871	2,731	28,593	471,444
Services and Supplies	2,142,671		303,456	405,208	20,583,435	25,707	136,271	331,465	1,278,549
	2,364,660	2,588,955	303,456	695,885	20,583,435	792,190	197,273	544,336	3,832,458
Net Revenue (Expense) before Interfund Transfers	-	-	-	-	-	-	-	-	-
Interfund Transfers									
Tangible Capital Assets Purchased	-	-	-	-	-	-	-	-	-
Net Revenue (Expense)	-	-	-	-	-	-	-	-	-

School District No. 36 (Surrey)

Changes in Special Purpose Funds and Expense by Object  
Year Ended June 30, 2018

	Coding and Curriculum Implementation	Priority Measures	Classroom Enhancement Fund - Overhead	Classroom Enhancement Fund - Staffing	Adolescent Psychiatric Unit	Adolescent Day Treatment	Am'ut	Daughters & Sisters P.L.E.A.	Waypoint
	\$	\$	\$	\$	\$	\$	\$	\$	\$
Deferred Revenue, beginning of year	310,213	2,134,905			2,505	10,396		8,018	
Add: Restricted Grants									
Provincial Grants - Ministry of Education			2,883,095	28,727,141	141,724	313,143	70,149	95,267	135,502
Provincial Grants - Other									4,602
Federal Grants									
Other									
Investment Income									
	-	-	2,883,095	28,727,141	141,724	313,143	70,149	95,267	140,104
Less: Allocated to Revenue	24,075	2,134,905	2,883,095	28,727,141	132,879	310,540	28,148	86,143	131,630
Deferred Revenue, end of year	286,138	-	-	-	11,350	12,999	42,001	17,142	8,474
Revenues									
Provincial Grants - Ministry of Education	24,075	2,134,905	2,883,095	28,727,141	132,879	310,540	28,148	86,143	127,028
Provincial Grants - Other									4,602
Federal Grants									
Other Revenue									
Investment Income									
	24,075	2,134,905	2,883,095	28,727,141	132,879	310,540	28,148	86,143	131,630
Expenses									
Salaries									
Teachers	7,821	1,759,986	155,586	23,240,971	80,152	172,104		56,189	103,096
Principals and Vice Principals			49,869						
Educational Assistants			763,320		16,661	53,210			3,973
Support Staff			113,981						
Other Professionals			103,752						
Substitutes			923,339		1,606	96			
	7,821	1,759,986	2,109,847	23,240,971	98,419	225,410	-	56,189	107,069
Employee Benefits		374,919	389,129	5,486,170	19,462	55,188		14,671	6,483
Services and Supplies	16,254		384,119		14,998	29,942	28,148	15,283	18,078
	24,075	2,134,905	2,883,095	28,727,141	132,879	310,540	28,148	86,143	131,630
Net Revenue (Expense) before Interfund Transfers	-	-	-	-	-	-	-	-	-
Interfund Transfers									
Tangible Capital Assets Purchased									
	-	-	-	-	-	-	-	-	-
Net Revenue (Expense)	-	-	-	-	-	-	-	-	-

School District No. 36 (Surrey)

Changes in Special Purpose Funds and Expense by Object  
Year Ended June 30, 2018

	Donations	Surrey WRAP	Community Schools Other	Gang Prevention	Literacy Innovation	Coyote Creek BEP	PAC Contributions	Aboriginal Ed Windspeaker	TOTAL
	\$	\$	\$	\$	\$	\$	\$	\$	\$
Deferred Revenue, beginning of year	971,435		892,399		211,908	30,875	156,978		11,059,863
Add: Restricted Grants									
Provincial Grants - Ministry of Education	5,000								43,034,271
Provincial Grants - Other		500,000							504,602
Federal Grants				843,679				87,500	931,179
Other	1,149,117	11,000	1,048,040				244,257		22,228,664
Investment Income									9,143
	1,154,117	511,000	1,048,040	843,679	-	-	244,257	87,500	66,707,859
Less: Allocated to Revenue	998,916	74,194	846,515	841,866	38,650	-	274,971	25,852	69,462,168
Deferred Revenue, end of year	1,126,636	436,806	1,093,924	1,813	173,258	30,875	126,264	61,648	8,305,554
Revenues									
Provincial Grants - Ministry of Education	5,000				38,650				45,309,021
Provincial Grants - Other		63,194							67,796
Federal Grants				841,866				25,852	867,718
Other Revenue	993,916	11,000	846,515				274,971		23,208,490
Investment Income									9,143
	998,916	74,194	846,515	841,866	38,650	-	274,971	25,852	69,462,168
Expenses									
Salaries									
Teachers	11,388		3,003	80,669	3,042				25,897,729
Principals and Vice Principals									49,869
Educational Assistants			6,285						2,891,539
Support Staff	1,712	51,476	164,692	241,097					3,189,752
Other Professionals				193,095					733,088
Substitutes									1,151,900
	13,100	51,476	173,980	514,861	3,042	-	-	-	33,913,877
Employee Benefits	563	9,459	36,396	97,008					7,633,628
Services and Supplies	797,029	13,259	636,139	229,997	35,608		149,705	25,852	27,601,173
	810,692	74,194	846,515	841,866	38,650	-	149,705	25,852	69,148,678
Net Revenue (Expense) before Interfund Transfers	188,224	-	-	-	-	-	125,266	-	313,490
Interfund Transfers									
Tangible Capital Assets Purchased	(188,224)						(125,266)		(313,490)
	(188,224)	-	-	-	-	-	(125,266)	-	(313,490)
Net Revenue (Expense)	-	-	-	-	-	-	-	-	-

# School District No. 36 (Surrey)

Schedule 4 (Unaudited)

## Schedule of Capital Operations

Year Ended June 30, 2018

	2018 Budget (Note 22)	2018 Actual			2017 Actual
		Invested in Tangible Capital Assets	Local Capital	Fund Balance	
	\$	\$	\$	\$	\$
<b>Revenues</b>					
Provincial Grants					
Ministry of Education	3,094,000	31,241,158		31,241,158	7,513,231
Municipal Grants Spent on Sites	370,581	1,727,398		1,727,398	5,271,212
Other Revenue			182,528	182,528	93,436
Investment Income	700,000		583,514	583,514	681,519
Gain (Loss) on Disposal of Tangible Capital Assets		117,000		117,000	
Amortization of Deferred Capital Revenue	41,390,000	33,682,996		33,682,996	22,531,943
<b>Total Revenue</b>	<b>45,554,581</b>	<b>66,768,552</b>	<b>766,042</b>	<b>67,534,594</b>	<b>36,091,341</b>
<b>Expenses</b>					
Amortization of Tangible Capital Assets					
Operations and Maintenance	49,275,000	42,128,312		42,128,312	32,640,713
<b>Total Expense</b>	<b>49,275,000</b>	<b>42,128,312</b>	<b>-</b>	<b>42,128,312</b>	<b>32,640,713</b>
<b>Capital Surplus (Deficit) for the year</b>	<b>(3,720,419)</b>	<b>24,640,240</b>	<b>766,042</b>	<b>25,406,282</b>	<b>3,450,628</b>
<b>Net Transfers (to) from other funds</b>					
Tangible Capital Assets Purchased	13,603,652	10,817,190		10,817,190	3,251,556
Local Capital	3,448,000		15,448,000	15,448,000	4,209,451
<b>Total Net Transfers</b>	<b>17,051,652</b>	<b>10,817,190</b>	<b>15,448,000</b>	<b>26,265,190</b>	<b>7,461,007</b>
<b>Other Adjustments to Fund Balances</b>					
District Portion of Proceeds on Disposal		(117,000)	117,000	-	
Tangible Capital Assets Purchased from Local Capital		3,080,584	(3,080,584)	-	
Tangible Capital Assets WIP Purchased from Local Capital		4,340,996	(4,340,996)	-	
Local Capital Site Costs Reclassified to Bylaw Capital		(486,504)	486,504	-	
<b>Total Other Adjustments to Fund Balances</b>		<b>6,818,076</b>	<b>(6,818,076)</b>	<b>-</b>	
<b>Total Capital Surplus (Deficit) for the year</b>	<b>13,331,233</b>	<b>42,275,506</b>	<b>9,395,966</b>	<b>51,671,472</b>	<b>10,911,635</b>
<b>Capital Surplus (Deficit), beginning of year</b>		<b>437,879,592</b>	<b>34,261,438</b>	<b>472,141,030</b>	<b>461,229,395</b>
<b>Capital Surplus (Deficit), end of year</b>		<b>480,155,098</b>	<b>43,657,404</b>	<b>523,812,502</b>	<b>472,141,030</b>



# School District No. 36 (Surrey)

Schedule 4A (Unaudited)

Tangible Capital Assets

Year Ended June 30, 2018

	Sites	Buildings	Furniture and Equipment	Vehicles	Computer Software	Computer Hardware	Total
	\$	\$	\$	\$	\$	\$	\$
<b>Cost, beginning of year</b>	288,898,686	1,074,402,111	34,384,071	6,480,960	3,065,973	11,162,841	<b>1,418,394,642</b>
<b>Changes for the Year</b>							
Increase:							
Purchases from:							
Deferred Capital Revenue - Bylaw	30,629,187	31,254,825	3,743,336	300		937,856	<b>66,565,504</b>
Deferred Capital Revenue - Other	1,852,865		272,358				<b>2,125,223</b>
Operating Fund			4,351,234	2,012,942	395,406	3,744,118	<b>10,503,700</b>
Special Purpose Funds			313,490				<b>313,490</b>
Local Capital	384,529	1,089,529	1,333,660	214,295	33,505	25,066	<b>3,080,584</b>
Transferred from Work in Progress		31,649,246					<b>31,649,246</b>
	32,866,581	63,993,600	10,014,078	2,227,537	428,911	4,707,040	<b>114,237,747</b>
Decrease:							
Deemed Disposals			2,503,060	683,054	835,057	1,848,848	<b>5,870,019</b>
	-	-	2,503,060	683,054	835,057	1,848,848	<b>5,870,019</b>
<b>Cost, end of year</b>	321,765,267	1,138,395,711	41,895,089	8,025,443	2,659,827	14,021,033	<b>1,526,762,370</b>
<b>Work in Progress, end of year</b>		13,701,095					<b>13,701,095</b>
<b>Cost and Work in Progress, end of year</b>	321,765,267	1,152,096,806	41,895,089	8,025,443	2,659,827	14,021,033	<b>1,540,463,465</b>
<b>Accumulated Amortization, beginning of year</b>		455,057,878	16,523,761	3,091,513	1,602,581	5,332,727	<b>481,608,460</b>
<b>Changes for the Year</b>							
Increase: Amortization for the Year		35,481,809	3,813,896	725,316	439,254	1,668,037	<b>42,128,312</b>
Decrease:							
Deemed Disposals			2,503,060	683,054	835,057	1,848,848	<b>5,870,019</b>
		-	2,503,060	683,054	835,057	1,848,848	<b>5,870,019</b>
<b>Accumulated Amortization, end of year</b>		490,539,687	17,834,597	3,133,775	1,206,778	5,151,916	<b>517,866,753</b>
<b>Tangible Capital Assets - Net</b>	<b>321,765,267</b>	<b>661,557,119</b>	<b>24,060,492</b>	<b>4,891,668</b>	<b>1,453,049</b>	<b>8,869,117</b>	<b>1,022,596,712</b>

# School District No. 36 (Surrey)

Schedule 4B (Unaudited)

Tangible Capital Assets - Work in Progress

Year Ended June 30, 2018

	<b>Buildings</b>	<b>Furniture and Equipment</b>	<b>Computer Software</b>	<b>Computer Hardware</b>	<b>Total</b>
	\$	\$	\$	\$	\$
<b>Work in Progress, beginning of year</b>	34,289,248				<b>34,289,248</b>
<b>Changes for the Year</b>					
Increase:					
Deferred Capital Revenue - Bylaw	6,075,606				<b>6,075,606</b>
Deferred Capital Revenue - Other	644,491				<b>644,491</b>
Local Capital	4,340,996				<b>4,340,996</b>
	11,061,093	-	-	-	<b>11,061,093</b>
Decrease:					
Transferred to Tangible Capital Assets	31,649,246				<b>31,649,246</b>
	31,649,246	-	-	-	<b>31,649,246</b>
<b>Net Changes for the Year</b>	(20,588,153)	-	-	-	<b>(20,588,153)</b>
<b>Work in Progress, end of year</b>	<b>13,701,095</b>	-	-	-	<b>13,701,095</b>

# School District No. 36 (Surrey)

Schedule 4C (Unaudited)

Deferred Capital Revenue

Year Ended June 30, 2018

	Bylaw Capital	Other Provincial	Other Capital	Total Capital
	\$	\$	\$	\$
<b>Deferred Capital Revenue, beginning of year</b>	487,330,898	18,688,866		<b>506,019,764</b>
<b>Changes for the Year</b>				
Increase:				
Transferred from Deferred Revenue - Capital Additions	35,936,317	272,358		<b>36,208,675</b>
Transferred from Work in Progress	21,792,242	4,945,161		<b>26,737,403</b>
	<u>57,728,559</u>	<u>5,217,519</u>	<u>-</u>	<u><b>62,946,078</b></u>
Decrease:				
Amortization of Deferred Capital Revenue	32,751,724	931,272		<b>33,682,996</b>
	<u>32,751,724</u>	<u>931,272</u>	<u>-</u>	<u><b>33,682,996</b></u>
<b>Net Changes for the Year</b>	<u>24,976,835</u>	<u>4,286,247</u>	<u>-</u>	<u><b>29,263,082</b></u>
<b>Deferred Capital Revenue, end of year</b>	<u>512,307,733</u>	<u>22,975,113</u>	<u>-</u>	<u><b>535,282,846</b></u>
<b>Work in Progress, beginning of year</b>	22,230,914	4,945,161		<b>27,176,075</b>
<b>Changes for the Year</b>				
Increase				
Transferred from Deferred Revenue - Work in Progress	6,075,606	644,491		<b>6,720,097</b>
	<u>6,075,606</u>	<u>644,491</u>	<u>-</u>	<u><b>6,720,097</b></u>
Decrease				
Transferred to Deferred Capital Revenue	21,792,242	4,945,161		<b>26,737,403</b>
	<u>21,792,242</u>	<u>4,945,161</u>	<u>-</u>	<u><b>26,737,403</b></u>
<b>Net Changes for the Year</b>	<u>(15,716,636)</u>	<u>(4,300,670)</u>	<u>-</u>	<u><b>(20,017,306)</b></u>
<b>Work in Progress, end of year</b>	<u>6,514,278</u>	<u>644,491</u>	<u>-</u>	<u><b>7,158,769</b></u>
<b>Total Deferred Capital Revenue, end of year</b>	<u><b>518,822,011</b></u>	<u><b>23,619,604</b></u>	<u><b>-</b></u>	<u><b>542,441,615</b></u>

# School District No. 36 (Surrey)

Schedule 4D (Unaudited)

Changes in Unspent Deferred Capital Revenue

Year Ended June 30, 2018

	Bylaw Capital	MEd Restricted Capital	Other Provincial Capital	Land Capital	Other Capital	Total
	\$	\$	\$	\$	\$	\$
<b>Balance, beginning of year</b>	14,066,299	4,719,049	3,091	177,586		<b>18,966,025</b>
<b>Changes for the Year</b>						
Increase:						
Provincial Grants - Ministry of Education	62,027,310					<b>62,027,310</b>
Provincial Grants - Other			262,882			<b>262,882</b>
Investment Income		84,789		11,727		<b>96,516</b>
MEd Restricted Portion of Proceeds on Disposal		351,000				<b>351,000</b>
Transfer project surplus to MEd Restricted (from) Bylaw	(2,940,153)	2,940,153				<b>-</b>
Local Government Site Fees				2,658,165		<b>2,658,165</b>
	<b>59,087,157</b>	<b>3,375,942</b>	<b>262,882</b>	<b>2,669,892</b>	<b>-</b>	<b>65,395,873</b>
Decrease:						
Transferred to DCR - Capital Additions	35,936,317	16,972	255,386			<b>36,208,675</b>
Transferred to DCR - Work in Progress	6,075,606	644,491				<b>6,720,097</b>
Transferred to Revenue - Site Purchases	30,629,187	125,467		1,727,398		<b>32,482,052</b>
Local Capital Site Costs transferred to Bylaw Capital	486,504					<b>486,504</b>
	<b>73,127,614</b>	<b>786,930</b>	<b>255,386</b>	<b>1,727,398</b>	<b>-</b>	<b>75,897,328</b>
<b>Net Changes for the Year</b>	<b>(14,040,457)</b>	<b>2,589,012</b>	<b>7,496</b>	<b>942,494</b>	<b>-</b>	<b>(10,501,455)</b>
<b>Balance, end of year</b>	<b>25,842</b>	<b>7,308,061</b>	<b>10,587</b>	<b>1,120,080</b>	<b>-</b>	<b>8,464,570</b>

## Statement of Financial Information for Year Ended June 30, 2018

### Financial Information Act-Submission Checklist

		<i><b>Due Date</b></i>
a)	√ A statement of assets and liabilities (audited financial statements).	<i>September 30</i>
b)	√ An operational statement including, i) a Statement of Income and ii) a Statement of Changes in Financial Position, or, if omitted, an explanation in the Notes to Financial Statements (audited financial statements)	<i>September 30</i>
c)	√ A schedule of debts (audited financial statements).	<i>September 30</i>
d)	√ A schedule of guarantee and indemnity agreements including the names of the entities involved and the amount of money involved. (Note: Nil schedules can be submitted December 31).	<i>September 30</i>
e)	√ A schedule of remuneration and expenses, including:  i) an alphabetical list of employees earning over \$75,000, the total amount of expenses paid to or on behalf of each employee for the year reported and a consolidated total for employees earning under \$75,000. If the total wages and expenses differ from the audited financial statements, an explanation is required.  √ ii) a list by name and position of Board Members with the amount of any salary and expenses paid to or on behalf of the member  √ iii) the number of severance agreements started during the fiscal year and the range of months' pay covered by the agreement, in respect of excluded employees. If there are no agreements to report, an explanation is required	<i>December 31</i>
f)	√ An alphabetical list of suppliers receiving over \$25,000 and a consolidated total for those suppliers receiving less than \$25,000. If the total differs from the Audited Financial Statements, an explanation is required.	<i>December 31</i>
g)	√ Approval of Statement of Financial Information.	<i>December 31</i>
h)	√ A management report approved by the Chief Financial Officer	<i>December 31</i>

Board of Education of School District Number 36, (Surrey)

**School District  
Statement of Financial Information (SOFI)**

**Board of Education of School District No. 36 (Surrey)**

**Fiscal Year Ended June 30, 2018**

**MANAGEMENT REPORT**

The Financial Statements contained in this Statement of Financial Information under the *Financial Information Act* have been prepared by management in accordance with Canadian generally accepted accounting principles and the integrity and objectivity of these statements are management's responsibility.

Management is also responsible for all other schedules of financial information and for ensuring this information is consistent, where appropriate, with the information contained in the financial statements and for implementing and maintaining a system of internal controls to provide reasonable assurance that reliable financial information is produced.

The Board of Education is responsible for ensuring that management fulfills its responsibilities for financial reporting and internal control and for approving the financial information included in the Statement of Financial Information.

The external auditors, Grant Thornton LLP, conduct an independent examination, in accordance with generally accepted auditing standards, and express their opinion on the financial statements as required by the *School Act*. Their examination does not relate to the other schedules of financial information required by the *Financial Information Act*. Their examination includes a review and evaluation of the board's system of internal control and appropriate tests and procedures to provide reasonable assurance that the financial statements are presented fairly.

On behalf of School District No.36 (Surrey)

---

Dr. J. Tinney, Superintendent  
December , 2018

---

Mr. G. Frank, Secretary Treasurer  
December , 2018

Prepared as required by *Financial Information Regulation*, Schedule 1, section 9

# **BOARD OF EDUCATION OF SCHOOL DISTRICT NO. 36 (SURREY)**

## **UNAUDITED SCHEDULE OF DEBTS As At June 30, 2018**

Schedule 1

Information on all long term debt is included in the School District Audited Financial Statements.

Prepared under the *Financial Information Regulation*, Schedule 1, section 4.

# **BOARD OF EDUCATION OF SCHOOL DISTRICT NO. 36 (SURREY)**

## **UNAUDITED SCHEDULE OF GUARANTEE AND INDEMNITY AGREEMENTS**

Schedule 2

**For The Year Ended June 30, 2018**

The Board of Education of School District No. 36 (Surrey) has not given any guarantee or indemnity under the Guarantees and Indemnities Regulation.

Prepared under the *Financial Information Regulation*, Schedule 1, section 5.



# BOARD OF EDUCATION OF SCHOOL DISTRICT NO. 36 (SURREY)

## UNAUDITED SCHEDULE OF FINANCIAL INFORMATION REMUNERATION AND EXPENSES - ELECTED OFFICIALS For The Year Ended June 30, 2018

Schedule 3

NAME	POSITION	REMUNERATION	EXPENSES
ALLEN, TERRY	ELECTED TRUSTEE	34,762	6,950
HOLMES, ROBERT GERALD	ELECTED TRUSTEE	33,387	8,341
LARSEN, LAURIE	ELECTED TRUSTEE	37,262	5,493
MCNALLY, LAURAE W.	ELECTED TRUSTEE	33,387	6,124
THIND, GURPREET S	ELECTED TRUSTEE	33,387	2,476
TYMOSCHUK, GARY DANIEL	ELECTED TRUSTEE	33,387	3,732
WILSON, SHAWN W	ELECTED TRUSTEE	35,692	6,637
TOTAL FOR ELECTED OFFICIALS		<u>241,262</u>	<u>39,755</u>

Prepared under the *Financial Information Regulation* , Schedule 1, subsection 6 (2)(a)

# BOARD OF EDUCATION OF SCHOOL DISTRICT NO. 36 (SURREY)

## UNAUDITED SCHEDULE OF FINANCIAL INFORMATION REMUNERATION AND EXPENSES - EMPLOYEES For The Year Ended June 30, 2018

Schedule 4

NAME	REMUNERATION	EXPENSES
A'BEAR, DAVID BRIAN	125,384	0
AAKU, MICHAEL M.	87,276	0
ABE, SANDRA	86,630	0
ABLETT, LINDA J.	79,348	0
ABRAHAM, ELIZABETH	88,320	3,092
ACKROYD, MARGARET H.	87,502	1,253
ADAMS, CYNTHIA L	89,834	0
AFAN, RAYMOND Q	95,842	4,309
AFILAL, SYLVIE	87,055	0
AHN, JIN WAN JAMES	91,604	0
AHONEN, JOYCE MAXINE	75,547	0
ALCOCK, DANIEL ROBERT	79,476	0
ALEFOUNDER, SHARON R M	80,505	0
ALEXIS, ANN A.	87,015	0
ALFAWICKI, SUSAN JOANNE	80,610	187
ALLARD, VIRGINIA MICHELLE	90,410	1,091
ALLINGER, PAUL	87,082	0
ALLISON, GRAHAM M.	80,575	0
ALPARAQUE, DALE	88,331	0
ALPARAQUE, JENNIFER LEAH	75,515	185
ALTINGER, GARY	96,113	0
ALVAREZ, KAREN L	129,203	11,677
AMBOE, KEVIN J	88,342	632
AMBROSIO, SALLY-ANN	105,078	4,224
AMENTA, NELLA RITA	81,975	0
AMYOTTE, SARAH NICOLE	84,803	0
ANDERSEN, JENNIFER	82,378	473
ANDERSEN, NICOLE MARIE	86,441	0
ANDERSON, ANASTASSIA ANNIE	76,727	0
ANDERSON, COLE ALLAN	79,243	0
ANDERSON, EVE HELEN	86,633	0
ANDERSON, JASON CHRISTOPHE	83,887	69
ANDERSON, KARINA KIYOMI	89,260	71
ANDERSON, KELSEY ALISON	79,420	0
ANDERSON, STACEY L.	112,677	22
ANDREWS, MICHAEL JOHN	88,351	1,728
ANDREWS, SHARON A P	80,203	0
ANDREYCHUK, RENATE	87,015	0
ANGELTVEDT, CRAIG R	87,714	0
ANONBY, HOLLY R	80,585	0
APPLEWHITE, BETH M.	113,163	2,955
AREND, NANCY CATHERINE	88,300	6,848
ARGENT, STEPHANIE	87,043	41
ARKELL, BRIAN J.	87,900	0
ARMSTRONG, MARK S.	80,173	0
ASAD, ZUHDI NIMER ZUH	88,153	523
ASLAM, NAELA	114,490	0
ATHWAL, JASDAVE SINGH	81,847	0
ATTLE, COURTNEY LYNNE	78,894	0
ATWAL, GURWINDER GARY	86,198	94
ATWAL, JASKARN	120,779	33

# BOARD OF EDUCATION OF SCHOOL DISTRICT NO. 36 (SURREY)

## UNAUDITED SCHEDULE OF FINANCIAL INFORMATION REMUNERATION AND EXPENSES - EMPLOYEES For The Year Ended June 30, 2018

Schedule 4

NAME	REMUNERATION	EXPENSES
ATWAL, JEANNE KI	85,384	0
ATWAL, SARBJYOT SINGH	80,622	38
ATWAL, SHERRY	89,032	0
AUGUSTUS, RICHARD L	86,349	34
AULAK, PARAMJIT KAUR	105,880	0
AULAKH, JENNIFER RAJPAL	89,239	212
AUSTIN, SEAN MACKENZIE	79,638	0
AVERILL, GRO	113,395	142
AVERY, MARK	90,125	0
AYLES, TARYN ALMA	75,110	0
AYLETT, IRENE	80,148	0
AYRES, SIMON J	118,607	3,572
BABINI, MATTEO EZIO	91,327	256
BABUIN, LORRAINE R.	86,907	10
BAER, LISA ANN	80,567	0
BAHIA, ONKAR S.	89,795	0
BAILEY, MARTIN D.	100,129	0
BAILLARGEON, VIOLETTE	78,787	2,815
BAIN, RODERICK	132,116	0
BAINS, GURMIT	91,187	0
BAINS, GURPREET KAUR	83,689	0
BAINS, JASWANT KAUR	82,390	0
BAINS, MANDIP K.	85,618	0
BAINS, PARM	89,275	0
BAINS, PARVINDER S.	88,952	1,324
BAIRD, ALLISON ANN	87,119	0
BAJWA, KAMALJIT	86,898	0
BAKER, JANINE	87,060	0
BAKER, MARIA	84,734	0
BAKER, MICHAEL	88,241	0
BAKER, SELMA Z.	87,015	1,879
BAKGAARD, DORIS K.	90,968	0
BAKSHI, SUE	91,384	0
BAL, ANUPREET KAUR	81,480	0
BAL, GARY S.	78,132	0
BAL, PARDEEP KAUR	85,392	0
BALANUIK, STEPHEN DARYL	78,577	0
BALDASSO, DAVID	113,163	2,672
BALDRY, CHRISTOPHER S.	122,256	9
BALDRY, JANET	87,063	0
BALIC, CHRISTINA	84,701	0
BALJAK, DANIEL	75,452	0
BALL, SANDRA F.	87,708	1,700
BALLETTA, ADRIANA	85,717	573
BANBURY, PAULA MARIE	81,775	0
BANJAC, SARA JULIE M.	75,642	0
BANKES, ERIC PAUL	84,221	0
BANNING, JANE E.	87,043	0
BANNISTER, LINDSAY RENEE	84,516	0
BARBER, DEANNE GAYLE	87,136	0
BARBISAN-MYERS, ANNA M.	87,074	0
BARCLAY, CHELAN C.	86,182	0

# BOARD OF EDUCATION OF SCHOOL DISTRICT NO. 36 (SURREY)

## UNAUDITED SCHEDULE OF FINANCIAL INFORMATION REMUNERATION AND EXPENSES - EMPLOYEES For The Year Ended June 30, 2018

Schedule 4

NAME	REMUNERATION	EXPENSES
BAREFOOT, GLENN D.	83,891	0
BARKER, JENNIFER MARIE	88,393	2,165
BARKER, LAURA	86,103	0
BARRINGTON, LEAH ANNE	88,340	155
BARRON, ELIZABETH	80,466	0
BARRY, DAVID GRAHAM	109,880	0
BARRY, KAREN ELIZABETH	90,127	0
BARSALOU, MARGRET E M	101,465	150
BARSALOU, WENDY HEATHER	87,121	0
BARTOLONE, KATHARINA	88,811	184
BASI, HARRY S.	86,143	0
BASI, INDERDEEP KAUR	86,898	0
BASIGIN, BRADLEY JASON	84,004	0
BASKOVIC, MAXINE P.	83,671	0
BASSETT, SAMARA REED	87,656	0
BASTANTE, PATRICIA	86,886	931
BATEMAN, GILLIAN L	88,219	0
BATHGATE, BARBARA	87,056	510
BATRA, MEERA	75,419	0
BAUM, WILMA CHRISTINA	80,524	0
BAYAT, FATEMAH ZEDAH	81,690	0
BAYLEY, NATALIE L.	87,096	0
BEACH, LAURENCE J.	88,661	0
BEALE, PETER RICHARD	78,554	0
BEARE, SUSAN M.	87,015	0
BEATON, BRADLEY GERALD	87,470	0
BEATON, ROXANNE	87,066	0
BEAUMONT, DOROTHY	88,300	371
BECK, TERESA A.	109,638	2,557
BECKER, ALYSSA DAWN	85,561	0
BECKER, KATRINA ELIZABETH	75,459	125
BEDARD, DARREN R.	131,865	192
BEDER, LIORA	86,930	0
BEGG, SHANE IRSHAD	93,399	0
BELTON, TERRENCE ALLAN	80,567	1,210
BENDFELD, ELIZABETH ARLEEN	77,454	624
BENNETT, SHER ANNE	79,297	0
BENOIT, TAMMY LORINE	98,255	0
BENSLEY, STEPHANIE T.	91,392	0
BENTLEY, CAROLINE M.	86,823	0
BENTLEY, CHRISTOPHER JOHN	96,508	0
BENTLEY, VENESSA	86,926	0
BERESKA, KIMBERLY ANN	84,426	0
BERKA, JOANNE ELIZABETH	122,140	589
BERNDT, MARCUS	91,109	0
BERNIER, JEAN M.	87,015	0
BERNIER, VANESSA NADEGE	84,534	0
BERRON, CATHERINE	122,256	31
BERTHOLM, ELSIE	120,895	496
BERTRAND, MICHELLE CATHERINE	86,948	477
BESSE, DEBBIE-LYNN	80,585	0
BEYER, SUSAN MARLENE	113,279	2,304

# BOARD OF EDUCATION OF SCHOOL DISTRICT NO. 36 (SURREY)

## UNAUDITED SCHEDULE OF FINANCIAL INFORMATION REMUNERATION AND EXPENSES - EMPLOYEES For The Year Ended June 30, 2018

Schedule 4

NAME	REMUNERATION	EXPENSES
BEZEREDI, LES	92,613	0
BHAMJEE, BILAL YUSYF	94,069	1,893
BHANGU, RAVINDER K.	80,146	0
BHATTAL, SUKHJIT KAUR	80,575	0
BHIMJI, ELIZABETH	85,658	0
BHOJANI, SABRINA HUSSEINALI	113,279	738
BHOLAH, KAMINI	75,486	0
BHULLAR, SURINDERJIT	85,783	0
BIBRICH, SUSAN E.	87,043	0
BICKEL, NANCY	80,610	0
BIGGAR, ALEXIS D.	84,708	149
BIGGIN, JUDITH	86,366	0
BIGGIN, MICHAEL W.	94,730	0
BILN, RAJI	87,138	0
BINDING, JANICE M.	103,710	1,363
BINDRA, HARPREET KAUR	75,862	0
BINNING, MONINDER KAUR	90,276	0
BINNING, RAJWINDER KAUR	75,874	25
BINNING-DHALIWAL, KULBIR K	120,708	0
BIR, JATINDER KAUR	84,819	140
BIRDSALL, MEGAN AMELIA	80,647	0
BLACK, CHRISTINA M.	82,411	0
BLACKMAN, LORIANNE ELIZABETH	80,646	0
BLACKMORE, MORRIS	88,272	41
BLACKWELL, SHELLEY JOY	88,340	0
BLAGDON, TRACY DAWN	105,749	6,944
BLENMAN, ROGER R.	83,695	0
BLESSIN, SYLVIA KATHE	89,072	77
BOBIK, MARTIN	120,708	104
BOBROWNIK, CHRISTOPHER	103,708	63
BOGRESS, SANDRA C.	78,440	0
BOHONOS, ALANA DAWN	80,084	0
BOLDUC, J REJEAN	120,779	108
BOLTON, LILLIANA	80,238	0
BOLTON, RYAN E.	80,628	0
BOMBA, J. MARK	79,118	0
BOMFORD, KIMBERLY DAWN	86,244	0
BONDAR, JEWEL B	117,524	2,766
BONN, MELISSA	89,754	36
BOOKER, TIM S	91,850	0
BOOMHOWER, MARK T	91,122	436
BOOTH, DARCIE K.	79,044	0
BOPARAI, RABINDER KAUR	87,613	0
BORST, COLIN NICOLAS	75,305	0
BOS, CRYSTAL	87,015	0
BOTSFORD, KAREN	76,933	1,125
BOTTER, BARBARA JUDITH	82,640	0
BOUDREAU, JANESSE	96,776	32
BOULET, LAUREEN S.	120,940	20
BOURASSA, DONALD	87,108	0
BOURASSA-LEBLANC, BRIGITTE M L	91,368	325
BOVENKERK, ARY	88,213	0

# BOARD OF EDUCATION OF SCHOOL DISTRICT NO. 36 (SURREY)

## UNAUDITED SCHEDULE OF FINANCIAL INFORMATION REMUNERATION AND EXPENSES - EMPLOYEES For The Year Ended June 30, 2018

Schedule 4

NAME	REMUNERATION	EXPENSES
BOWIE, TAVIS JOHN	82,290	0
BOYER, AIMEE SARAH	89,815	1,313
BRABENEC, CARLA M.	84,288	1,393
BRABER, KARLA	88,300	3,504
BRADDICK, JERMAINE	87,043	0
BRADLEY, DIANE CHRISTIN	103,730	50
BRADLEY, IXCHEL	120,824	33
BRAICH, SUNITA	81,433	0
BRALEY, GAYLE D	88,359	29
BRAMHILL, HEATHER A.	86,864	0
BRANDSON, FRANCES M.	80,521	0
BRANDT, MATTHEW COLIN	88,977	0
BRANIGAN, MARNA	88,300	0
BRAR, MANJEET K	87,579	0
BRAR, PARMJIT K.	88,696	0
BRAR, VICTOR S.	90,385	0
BRATLIEN, KIRSTEN T.	88,350	285
BRAZZILL, LAURIE LOUISE	81,964	0
BREDA, GIOIA ROSARIA	88,379	0
BREDA, JOSEPH LINO	78,578	360
BREDENHOLLER, FERDINAND	79,017	959
BREDENHOLLER, MICHELLE T.	85,513	0
BREEN, RICHARD D.	131,865	2,447
BREG, RACHELLE LISA	88,379	0
BRENNAN, CAROLINE CHRISTINE	88,934	0
BRENNAN, LEONA	105,847	75
BRENNAN, ROSS E.	161,977	15,272
BRENNER, CHARLOTTE A.	88,158	0
BRETT, KAREN J.	84,897	0
BRETT, SHELLEY T	120,779	20
BRION, EDWIN	79,761	0
BRISBOIS, JEFF ROBERT	85,213	0
BRISKE, HEATHER	87,731	0
BRISTER, JULIA OCTAVIA	88,351	14
BRITT, DAWN MARIE	92,358	263
BROCKWAY, CARLEY	91,226	0
BROGNO, SUSAN A.	87,055	0
BROTHERS, KENDALL DIANE	86,649	60
BROWN, COLIN ALEXANDER	82,948	1,769
BROWN, HELEN J.	86,547	0
BROWN, KATHLEEN	77,828	0
BROWN, RORY GORDON	80,585	150
BROWN, ROXANNE L	86,515	0
BRUCE, CARLA A	87,037	0
BRUCE, GREGORY KYLE	88,359	0
BRUCE, PAUL J.	101,554	2,487
BRUGGER, STEVE M.	88,340	0
BRUXELLE, GABRIELLA	87,055	0
BRYDEN, JILL NICOLE	87,210	0
BRYSON, CATHERINE	87,043	0
BRZEZINSKI, EWA	88,312	0
BUCCI, BRYAN FREDERICK	78,089	0

# BOARD OF EDUCATION OF SCHOOL DISTRICT NO. 36 (SURREY)

## UNAUDITED SCHEDULE OF FINANCIAL INFORMATION REMUNERATION AND EXPENSES - EMPLOYEES For The Year Ended June 30, 2018

Schedule 4

NAME	REMUNERATION	EXPENSES
BUCCI, KATHLEEN	77,110	0
BUCHAN, BILL J.	82,338	3,515
BUCHANAN, KIMBERLY RAE	89,255	0
BUCHHOLZ, GORDON R.	80,974	0
BUCIFAL, SLAVKO	88,351	0
BUCKINGHAM, GERARD P.	87,082	0
BUCKLEY, DEENA	129,122	6,048
BUENO, JOANNE GRACE	88,193	0
BUHARIWALA, PERVIN D.	88,272	17
BUHL, HELMUT E.	85,621	100
BUIST, JOHN W.	80,610	0
BULLER, DONOVAN J.R.	95,831	0
BURDEN, KATHERINE J.	87,920	0
BURDEN, KRISTINE JEAN	84,693	0
BURWASH, KELLY JEAN	88,379	0
BURWASH, LESLEE A.M.	87,082	0
BUTLER, CYNTHIA E.	87,015	0
BUTTAR, GAYATRI KAUR	77,443	263
CADINHA, JANET CATHERINE	80,628	0
CAHEN, LIANE M	80,216	0
CALLAGAN, INGRID	76,897	0
CALLEGARI, ALISON	87,080	0
CAMERON, BRETT CHARLES	105,882	20
CAMERON, JORDY	88,312	33
CAMERON, MARTHA MARY	90,329	0
CAMPBELL, COLIN M.	79,239	18
CAMPBELL, DEVON A	75,632	825
CAMPBELL, ELIZABETH SOUSA	88,341	8
CAMPBELL, GLYNIS ANN	85,600	0
CAMPBELL, LARA B	79,382	0
CAMPBELL, MARY	105,749	4,219
CAMPBELL, SCOTT H.	88,196	546
CAMPBELL, SHAWN JONATHAN	113,163	3,300
CAMPBELL, TANYA LEE	84,517	0
CAMPION, NORENE ELIZABETH	96,654	0
CANDAELE, HEIDI N.	76,548	0
CANDELARIA, STEPHANIE MING FEI	88,351	0
CANHAM, BROOKE MARIE	88,231	0
CANINO, STEPHANIE JEWEL	82,605	0
CANNON, CONSTANCE	84,888	0
CAPLAN, MICHAEL	86,553	0
CAPLAN, SHERRI ANNE	87,082	0
CARCAMO, JENI ELIZABETH	85,937	0
CARIGNAN, RYAN MICHAEL	76,926	0
CARLOS, MARIA MARGARITA	85,783	0
CARLSEN, CARRIE L.	89,862	0
CARLSEN, FLORENCE	90,536	0
CARLSON, NOLA J	88,300	150
CARMICHAEL, FERNE	87,082	0
CARMICHAEL, KAREN	87,055	0
CARMICHAEL, TERIANN M.	85,824	0
CARMICHAEL, VINCE M.	87,233	0

# BOARD OF EDUCATION OF SCHOOL DISTRICT NO. 36 (SURREY)

## UNAUDITED SCHEDULE OF FINANCIAL INFORMATION REMUNERATION AND EXPENSES - EMPLOYEES For The Year Ended June 30, 2018

Schedule 4

NAME	REMUNERATION	EXPENSES
CARR, DEREK	87,055	0
CARR, MARILYN ERIKA	76,911	0
CARRIOU, CHRISTINE HEI OK	88,313	0
CARROLL, JAMIE M.	86,682	0
CASALIS, LAUREN ZEV	91,310	0
CASELL, MARK	96,837	1,047
CASELL, MOIRA B	80,931	0
CASELLS, DEBRA JULIANNA	89,158	0
CATTON, JAMIE KATHERINE	78,858	0
CAUDURO, DANIELA	88,723	1,210
CECCON, BRENDA V.	79,003	0
CERAZY, JOANNA E.	88,340	0
CERNEY, S. ALISON	106,424	0
CHAGANI, ZEENAT	85,145	0
CHALIFOUR, COLETTE	88,340	0
CHALLENGER, GINA A.C.	87,043	0
CHALMERS, SARAH K.	80,648	0
CHAMBERS, SEAN	113,163	100
CHAMPION, BRENDA	87,056	0
CHAN, JOYCE C.	86,796	0
CHAN, RANDY YUET FAT	88,006	0
CHAN, RICHARD DANIEL	92,434	0
CHANDLER, LESLIE ANN	88,272	0
CHANDRA, SHELLEY M.	86,493	0
CHANDRA, SUMANDEEP K.	85,085	0
CHAO, ALICE YU-CHEN	92,619	0
CHAPMAN, KIMBERLY MARIE	87,141	0
CHARLTON, DARREN SCOTT	87,094	0
CHARLTON, ERIN	82,656	107
CHASE, JUDY LYNN	105,857	11
CHATHA, SHUVLEEN KAUR	82,332	218
CHAU, LINDA LE DIEN	120,724	89
CHALK, CASEY PATRICIA	88,340	8,293
CHAWLA, RINA KAUR	87,024	0
CHEN, MANDY SY-YING	80,389	0
CHEN, SHERRY YIN SHAN	81,858	385
CHENG, DANNY	87,055	0
CHENG, PAUL	87,169	0
CHENG, SHUN	96,138	0
CHHINA, AMANDEEP KAUR	87,121	0
CHIC, JULIE	87,728	0
CHILA, DON	107,180	0
CHIN, ERROL ANDREW	80,585	0
CHIN, KAI S	84,549	0
CHMILAR, SHEILA	81,314	0
CHO, ISABEL	90,168	0
CHOE, ANN	92,412	0
CHOHAN, SUNDEEP K.	124,708	11
CHOMCY, ELLEN K.J.	80,549	0
CHONG, ELAINE MEYFAN	88,419	164
CHONG, JAMES	87,015	0
CHOPRA, ANU RADHA	89,227	0



# BOARD OF EDUCATION OF SCHOOL DISTRICT NO. 36 (SURREY)

## UNAUDITED SCHEDULE OF FINANCIAL INFORMATION REMUNERATION AND EXPENSES - EMPLOYEES For The Year Ended June 30, 2018

Schedule 4

NAME	REMUNERATION	EXPENSES
CHOW, EDWIN	111,907	11
CHOW, LEANNE CHRISTINE	86,706	0
CHOW, MARK	87,015	78
CHRIST-OBRIEN, CAROLIN	88,351	0
CHRISTENSEN, DIANE	113,163	16
CHRISTENSEN, LEAH	121,011	6
CHRISTENSEN, LOYD	88,086	0
CHRISTENSEN, SHAUNA L.	89,483	0
CHUAH, POH C.	99,454	136
CHUNG, PHILIA ABIGAIL	75,087	0
CHURCH, MATTHEW JASON	88,352	0
CHURCH, STEPHEN	91,142	444
CIAMMAICHELLA, LORI-ANNE	87,082	0
CLARK, DAVID	88,213	0
CLARK, JANET	85,717	0
CLARK, KERRY KATHLEEN	84,722	0
CLARK, LENA BEVERLEY	80,668	0
CLARK, RICHARD J.	90,172	0
CLARK, SANDRA JANE	80,611	0
CLARK, WILLIAM J	76,433	0
CLAYTON, RUSSELL J	86,968	0
CLEMENT, PAUL KA KEI	87,121	0
CLIFT, TANYA R.	88,573	1,040
CLIFT, TAYLOR GORDON	86,461	0
CLOCHER-FLINK, ANNE-LAURE GABR	80,620	0
CLOUGH, LAUREL SUSAN	121,011	47
CLOUTIER, JANET E	87,077	0
CLOWERS, TARA MARIE	80,240	0
CLUNAS, BRIAN R	92,808	0
CO, KRISTINA MARIE	86,253	0
COE, COLLINE CANDICE	82,085	0
COE, MARGARET	87,045	0
COFLIN, MICHAEL G	111,999	0
COJOCARU, AMRIT KAUR	75,666	0
COLASACCO, LINDA	87,055	0
COLEBORN, RON JAMES	88,364	0
COLEMAN, ERIN LORRAINE	87,082	29
COLGATE, ELAINE SUSAN	121,011	401
COLLINS, SANDRA	88,272	1,030
COLLINS-FLEMING, SANDI	77,576	0
COLP, DARIEN NEIL	88,312	0
COLP, SANDRA	80,585	0
COLTER, KATY	120,290	377
COLWELL, CINDY	88,320	0
CONNELLY, SHARON J.	87,014	0
CONNOR, RANJIT K.	86,227	0
CONNOR, WILLIAM	87,043	0
CONVERY, GARETH BRUCE	89,512	19
COOK, KYM A.	105,847	1,733
COOPER, LAUREL A.	96,860	0
COPELAND, REBECCA	105,768	58
COPLEY, JAMES DONALD	77,408	0

# BOARD OF EDUCATION OF SCHOOL DISTRICT NO. 36 (SURREY)

## UNAUDITED SCHEDULE OF FINANCIAL INFORMATION REMUNERATION AND EXPENSES - EMPLOYEES For The Year Ended June 30, 2018

Schedule 4

NAME	REMUNERATION	EXPENSES
COPP, JENNIFER LYNN	87,097	4,769
CORDUKES, CORINNE J.	85,369	49
CORMAN, RHONDA J.	86,649	0
CORNFIELD, MICHELLE CATHERINE	76,075	0
CORREIA, LISA MAY	80,479	0
CORRICK, CHERYL ANNE	88,379	0
COSENS, DONALD S.	107,407	117
COSENTINO, ELISABETE MEDEIROS	80,550	0
COUMONT, KAREN	88,272	2,347
COURTADE, JAIME	79,268	312
COUSINEAU, GISELE M.	84,759	0
COWAN, D JILL	80,575	0
COX, JENNIFER LYNN	87,121	0
COX, TYLER ANDREW	90,966	0
CRAFT, GAIL	87,627	0
CRAWFORD, SANDRA A.	88,613	0
CRESPO, GRACE IRENE F.	80,664	0
CRICHLow, KERL A	88,092	0
CRNKOVICH, KRISTY JEAN	96,520	12
CRONE, LISA A.	80,628	0
CRONKHITE, JANET	90,003	0
CROSBY, KAILIE ALEXIS	82,657	22
CROSLAND, ANNA	85,454	0
CROSS, KYLIE CHRISTINA	87,171	0
CROSS, TIM	131,865	2,379
CROSSON, JENNIFER DAWNE	93,351	0
CROUTCH, TRACY LYNN	80,775	0
CROWLEY, DANA L	96,857	11,091
CUMMINGS, HEATHER ANNE	86,261	0
CUNNINGHAM, M. LORI	80,575	0
CURBY, CORALEE REDEAN	98,432	356
CURRY, KATHY	80,628	0
CURTIS, NICOLE LOUISE	77,680	3,993
CUTHBERT, TRACEY	80,610	0
CUTWAY, DEANA L	90,382	199
CYBULSKIE, KATHIE FRANCES	83,129	0
CZANIECKI, NORA LEAH	87,015	0
D'SOUZA, LEON MICHAEL	91,011	0
DA COSTA, TINA M.	102,494	0
DABBS, YVETTE	87,940	0
DAINTREY, SARAH ELIZABETH	90,445	0
DALGLEISH, MELISSA F.	86,918	0
DANIEL, CATHY ANN	80,188	43
DANIELS, DENISE LYN	146,205	12,594
DANN, BRUCE ALLAN	78,995	0
DARBY, MEGAN LARAINE	78,400	0
DARLING, DEBBIE L.	75,959	0
DAS, APARNA	87,742	759
DAVIDSON, IAN SCOTT	86,586	0
DAVIES, CLAUDINE	131,981	54
DAVIS, AARON MICHAEL	80,738	0
DAVIS, DEBORAH MARIE	88,075	0

# BOARD OF EDUCATION OF SCHOOL DISTRICT NO. 36 (SURREY)

## UNAUDITED SCHEDULE OF FINANCIAL INFORMATION REMUNERATION AND EXPENSES - EMPLOYEES For The Year Ended June 30, 2018

Schedule 4

NAME	REMUNERATION	EXPENSES
DAVIS, LAURA KATHRYN	78,027	0
DAVIS, LISA	87,048	0
DAVIS, PAMELA	88,339	2,765
DAVISON MANERY, TAMELA D.	113,044	8
DAVISON, CAROL D	120,824	91
DAVRADOU, MARIA	88,277	0
DAWSON, CINDY	87,085	0
DAWSON, STEPHEN COLIN	90,624	817
DAY, NICHOLAS P.	91,221	989
DAYTON, BRUCE	92,371	70
DAYTON, LEAH P.	88,351	158
DE BOICE, KEVIN A	131,865	170
DE JAGER, MICHELLE LYNN	89,062	0
DE LA PAZ, PATRICK ALLEN	90,689	0
DE LANGE, PETRONELLA JOHANNA	88,354	0
DE LUCA, MARCELLO G.	113,279	0
DE LUCA, PAMELA	113,279	17
DEAN, ROMA JANET	85,711	0
DEANGELIS, JUDY	88,312	0
DEBAD, JACK SCOTT	88,340	0
DECK, KATHY MAY	80,148	0
DECK, RICK L	96,331	6,748
DECMAN, ROBERT	80,621	0
DEEKS, PHILLIP J.L.	92,433	255
DEGIANNI, JULIE	80,585	0
DEKERF, DAVID	120,875	144
DEMUYNCK, JENNIFER MARI	103,590	0
DENNIS, LISA C.	82,746	120
DENNSTEDT, ANGELA	88,351	1,026
DEO, JASKIRAN	88,797	0
DEO, MANDEEP KAUR	87,122	0
DEOL, DEVINDER	99,358	16
DEOL, HARJIT S.	95,386	572
DEOL, HARPAL	92,504	0
DEOL, SUNNY	113,163	128
DER, RACHEL ANNE	114,032	11
DESAUTELS, PAULA SUSAN	120,805	18
DESLAURIERS, CAROLINE A.	88,181	1,580
DESLAURIERS, LAURENT MARCEL	85,122	0
DEUTSCH, RYAN ANTHONY	87,121	519
DEWAR, ALEX	80,547	0
DEWINETZ, ROBERT WILLIAM	99,349	219
DHALIWAL, AMANJOT	88,351	0
DHALIWAL, AMANY AMANDEEP KAUR	88,932	0
DHALIWAL, AMARDEEP	75,294	0
DHALIWAL, GURJIT KAUR	80,245	0
DHALIWAL, GURVINDER NEETU	92,764	798
DHALIWAL, HARJIT SHEILA	80,264	0
DHALIWAL, JAGDEEP K.	105,880	0
DHALIWAL, MANDEEP SINGH	103,826	20
DHALIWAL, SANDEEP KAUR	79,695	0
DHALIWAL, SANDEEP SONNY	92,738	0

# BOARD OF EDUCATION OF SCHOOL DISTRICT NO. 36 (SURREY)

## UNAUDITED SCHEDULE OF FINANCIAL INFORMATION REMUNERATION AND EXPENSES - EMPLOYEES For The Year Ended June 30, 2018

Schedule 4

NAME	REMUNERATION	EXPENSES
DHAMI, SARBJIT KAUR	77,389	0
DHARAMSHI, SHAMIRA K.	88,788	0
DHARIWAL, BALJIT KAUR	84,271	0
DHILLON, DAVINDER KAUR	78,439	0
DHILLON, JATINDER	146,515	19,128
DHILLON, KULWINDER	89,149	0
DHILLON, MANJIT M.	80,610	0
DHILLON, PRITPAL KAUR	80,800	0
DHILLON, RAJDEEP KAUR	80,927	0
DHILLON, SABRINA MANDEEP	78,415	0
DHILLON, SUMANPAL SINGH	81,011	0
DHOT, JASVINDER KAUR	85,351	0
DHUDWAL, RAMANJIT KAUR	81,668	0
DHUDWAL, SHARONJEET KAUR	88,157	23
DI CURZIO, LORETA LORETANA	84,498	0
DICKINSON, ROBIN	86,787	0
DICKSON, CHRISTINA FAY	75,469	0
DIEGEL, LISA JOY	87,327	144
DIETRICH, MICHELE M	87,055	0
DIETRICH, ROBERT D.	87,015	0
DIEWERT, TERESA LYNN	89,398	0
DODGE, ALICIA VICTORIA	84,264	0
DOLL, MARJORIE LORRAINE	80,574	0
DOMIER, LISA M.	98,733	9
DOMINGO, ELEANOR ASUNCION	88,312	1,140
DOMONKOS, JACQUELINE L.	85,164	0
DONNELLY, GERALDINE	87,056	0
DONOVAN, JOAN ELIZABETH	120,940	128
DOREY, KRISTIN	78,764	401
DOSANJH, BALRAJ	87,542	0
DOSANJH, JASLEEN KAUR	87,601	0
DOSANJH, NAVNIT	90,727	0
DOSANJH-JOHAL, MICHELLE	86,287	0
DOUGLAS, AARON KYLE	87,895	0
DOUGLAS, MURIEL	120,895	200
DOUGLAS, TERRI MICHELLE	75,710	0
DOULL, JENNIFER LEIGH	79,037	20
DOWNES, ANDREA	88,272	872
DOWNES, EMILINE	84,905	0
DOYLE, DOUGLAS LEONARD	88,312	0
DOYLE, MICHAEL ROY	80,610	0
DRAKE, JULIA V.	87,063	0
DREW, KATHERINE	86,926	0
DREWS, YVETTE NICOLE	88,380	2,001
DRIEDGER, TREVOR CLARKE	80,440	0
DRISCOLL, MICHAEL R.	93,749	0
DRISS, BEN S.	102,606	0
DUDKA, MARCELO C.	87,055	413
DUECK, KAREN A.	87,937	28
DUFAULT, LAUREL E.	85,816	27
DUFF, KASHA M.	87,940	0
DUFFITT, CORINNA	89,840	1,188

# BOARD OF EDUCATION OF SCHOOL DISTRICT NO. 36 (SURREY)

## UNAUDITED SCHEDULE OF FINANCIAL INFORMATION REMUNERATION AND EXPENSES - EMPLOYEES For The Year Ended June 30, 2018

Schedule 4

NAME	REMUNERATION	EXPENSES
DUIMEL, PAULA J	85,756	0
DUKE, DEREK GRAHAM	89,152	420
DULLA, MANJIT	84,674	0
DULLKU, OMINDER MEENA	79,844	0
DUMOUCHELLE, MICHAEL R.	89,264	1,217
DUNCAN, CASEY WALKER	86,723	0
DUNCAN, DIANE L	85,554	0
DUNCAN, DORIS	82,850	0
DUNCAN, YOLANDA	91,156	3,163
DUNDAS, PATRICIA LOUISE	166,614	14,283
DUNDERDALE, PATTY AGNES	89,043	0
DUNLOP, CALVIN R	87,085	0
DUNLOP, LINDA J	88,340	882
DUNN, BLAKE RONALD	89,612	39
DUNNING, FIONA G.	86,822	0
DYCK, LORETTA GRACE	80,575	8
DYCK, PETER ALEX	78,724	372
DYCK, SHARON	91,138	0
DYM, DAMIAN	82,649	0
EAGLE, KIM D.	95,696	287
EAKET, GILLIAN	79,777	0
EATON, ROBYN C.	75,598	107
ECKERT, FIONA ANNE	120,290	2,046
ECKERT, MICHEAL	92,396	318
EDWARDS, JENNIFER ELIZABETH	80,983	0
EDWARDS, WARREN R	80,610	0
EGAN, PETER B.	80,823	0
EGITTO, CHARLENE	91,854	431
EHL, LEONARDA	80,575	1,387
EISMA, SYLVIA H.	88,272	0
EL HALABI, LOUAY FARID	80,646	3,066
EL-NASHAR, ZEINA SULEIMAN	109,875	894
ELDEN, KRISTY LOUISE	80,831	0
ELFSTROM, TRACEY A.	86,650	0
ELLETT, CHRISTOPHER RYAN EARL	91,553	133
ELLETT, LINDSEY MARIE	89,899	452
ELLIOT, ANDREW	77,961	0
ELLIOTT, PAUL ALEXANDER	101,554	0
ELLIS, DIANA E	105,880	67
ELSTON, SHEREE LYNN	85,926	0
EMAMVERDI, MASOUMEH	82,504	0
EMERSON, BOB	107,166	26
ENDERS, MARLIS N.M.	80,209	0
ENGLAND, MARC	89,932	0
ENGLISH, LLOWYIN E.	75,878	0
ENNS, MARINA L.	86,970	72
EPP, KAREN	87,046	0
ERB, CRAIG M.	89,112	0
ERCEG, PETER N.	87,055	0
ETHIER, STEPHANE	87,320	0
EURICH, KRISTINE ALENA	80,883	0
EWACHA, EDWARD LESLIE	81,113	0

# BOARD OF EDUCATION OF SCHOOL DISTRICT NO. 36 (SURREY)

## UNAUDITED SCHEDULE OF FINANCIAL INFORMATION REMUNERATION AND EXPENSES - EMPLOYEES For The Year Ended June 30, 2018

Schedule 4

NAME	REMUNERATION	EXPENSES
EWEN, MICHAEL S.	87,594	0
EZAKI, VANESSA	80,599	194
FALK, KIRSTEN ELIZABETH	88,340	0
FARAONE, JUSTIN JACK	79,578	0
FARQUHAR, KIRSTEN	113,279	875
FARQUHAR, ROBERTA JEAN	97,642	353
FARRANT, CHRISTINA BAILEY	75,172	5
FARRUGIA, GREGORY M.	87,015	0
FASSE, BRIAN JOHANNES	89,265	97
FAST, DARRELL	91,142	980
FAUCHON, PIERRE	80,585	0
FEATHER, MAIKEN MICHELE	80,280	0
FEAZEL, CELINE DYMUNA	78,133	20
FEDDER, SHANAH	87,499	0
FEDYK, CARLOS A.	87,223	0
FELTHAM, BARBARA	87,043	0
FENRICK, LAURETTA C.	120,298	53
FENTON, LAURA LEE	113,163	1,377
FERGUSON, JARED RICHARD V.	80,577	0
FERGUSON, PAUL JAMES	86,926	0
FERNANDES, BERNARD M.	84,851	697
FERNANDEZ, ANN MARIE	84,489	0
FERRIER, LEE A.	91,290	0
FERRIS, ALEXANDRA	87,055	8
FETIGAN, LESLEY A.	86,944	0
FETT, BONNY GLORIA A.	80,610	0
FEUZ, ANALISA	88,312	2,088
FICZAY, VALENTINA	75,984	235
FIGUEIRA, MARK A.	91,162	0
FILIPOVIC, SUZANA	78,547	0
FILIPPELLI, GIUSEPPE JOE	82,835	0
FINDLAY, CHRISTA TAMARA	79,707	0
FINDLAY, JENNIFER A.	86,775	0
FINDLER, SANDRA L.	87,895	0
FINNISON, IVETA	75,768	0
FISHER, DARI YAKOV	89,899	67
FISHER, NIGEL ALAN	81,116	173
FISHER, SARA JANE	88,102	19
FITZ, RONDALYN	113,395	2,276
FITZGERALD, DR. SHEOLLAGH	88,272	0
FJERMESTAD, LISA A	80,440	0
FLACK, H. EMILY C.	87,136	0
FLANAGAN, AMBER E	120,708	100
FLANNAGAN, ALLISON M.	86,211	0
FLEMING, KERI DAWN	83,663	687
FLEMING, KEVIN S.	87,082	0
FLINK, BLAIR	88,327	0
FLINT, COLETTE L.	88,004	0
FLORIO, JODI LYNN	87,119	0
FLYNN, MARK J.	117,524	603
FORBES, JANE ALEXANDRA	120,301	35
FORBES-KING, GREG WILLIAM	118,808	2,207

# BOARD OF EDUCATION OF SCHOOL DISTRICT NO. 36 (SURREY)

## UNAUDITED SCHEDULE OF FINANCIAL INFORMATION REMUNERATION AND EXPENSES - EMPLOYEES For The Year Ended June 30, 2018

Schedule 4

NAME	REMUNERATION	EXPENSES
FORDE, MIKA MARIA	76,526	112
FORRESTER, PATRICIA A	88,245	256
FORSYTH, CAROLYN	87,653	2,783
FOSTER, ELIZABETH A.	88,272	28
FOSTER, GLENNIS	81,516	23
FOURNIER, DEREK	87,749	237
FOWLER, GAIL ANNETTE	79,517	0
FOWLER, PATRICIA M.	87,015	0
FOX, ANDREA D.	87,387	0
FOX, ANN-MAREE	88,272	3,701
FRANK, GREG DWIGHT	196,032	24,255
FRANK, MONICA	101,793	2,345
FRANSEN, LANA ERINNE	76,092	0
FRANSEN, TAMARA LYNN	87,034	0
FRASER TILLEY, BARBARA KRISTIN	85,601	109
FRASER, SUSAN M.	87,082	0
FREDERICKSON, JOHN PAUL	88,334	0
FREEMAN, MARGO LEIGH	80,976	0
FRENCH, SUSAN	85,310	0
FREW, JOSEPH STUART	84,244	0
FREW, TAMARA D.	88,341	0
FRIEDERICH, RACHEL KARA	86,827	0
FRIESEN, GENEVIEVE IRENE	86,903	0
FRIESEN, SARAH KATE	83,864	0
FRIESEN-FORD ASHURST, CYNTHIA	88,349	733
FRINSKIE, LEONARD A	77,685	0
FRISK, KENNETH M.	87,055	0
FROST, PAUL	89,194	0
FRYER, TOBY HOVAN	87,121	0
FULLER, MERILEE L.	87,895	0
FULLER, SUSAN	87,082	35
FURTADO, ANTONIO	87,535	0
FUTA, LEANNE	86,597	315
GABEL, VINCENT A	91,813	0
GABRIEL-MORRISSEY, ANGELA	87,055	1,286
GABRIELE, CARRIE L	87,937	0
GABRYS, LISA MARIE	87,182	0
GAGNON, MICHEL	88,340	1,165
GALLACHER, DREW	84,691	139
GALLAGHER, CHERYL	81,829	1,815
GALLAGHER, MARY PATRICIA E	90,059	0
GALLVITZ, DARREN THEODORE	81,321	0
GAMBLIN, QUIRINA J	129,450	4,803
GAMMEL, BYRON M.	120,779	0
GANDER, MANDY M.	80,653	0
GANDERTON, TONYA	87,121	0
GANDHAM, RANI	95,792	8,817
GANDHAM, SARBJIT	80,650	0
GANDHI, AMARJEET KAUR	87,833	0
GANSHORN, SHANNON LEA	76,682	41
GARBE, DANIELLE	76,975	95
GARDNER, DANNIEL J.	80,650	0

# BOARD OF EDUCATION OF SCHOOL DISTRICT NO. 36 (SURREY)

## UNAUDITED SCHEDULE OF FINANCIAL INFORMATION REMUNERATION AND EXPENSES - EMPLOYEES For The Year Ended June 30, 2018

Schedule 4

NAME	REMUNERATION	EXPENSES
GARDNER, NEIL E.J.	99,671	637
GARNEAU, MARC A.	91,323	1,794
GASPARD, JOANNE L.	87,082	0
GAUDIN, TIFFANY ELIZABETH	91,170	0
GAUVIN, CHRISTOPHER M.J.	87,121	0
GEARY, RAYLYN CHRISTINA	80,621	0
GEDDES, MARGARET H	121,455	0
GEE, WAH	88,340	0
GELOWITZ, HEATHER M.	87,121	0
GEMMELL, BRIEN R.S.	90,207	149
GENSCHOREK, CHARLOTTE	88,312	0
GERBRANDT, RON W.	99,665	0
GERDIS, NICOLA SHARON	90,188	0
GERTZ, LINDA	92,101	3,115
GESSEY, KAREN	87,757	0
GHUMAN, HARJOT SINGH	93,603	155
GIBBY, ANGHARAD MARI	87,121	0
GIBSON, DANIEL M.	80,585	0
GIHM, GRACE EUNHYE	81,602	0
GILL, AMANDA AMANDEEP K	78,851	0
GILL, AMANDEEP KAUR	89,056	0
GILL, AMRJIT K.	90,976	0
GILL, BALJIT	91,323	0
GILL, BALTEJ BOBBY SINGH	75,881	0
GILL, CHARANJIT KAUR	87,765	0
GILL, CHERYL L.	80,422	0
GILL, DALJIT S	96,876	0
GILL, DEPINDER KAUR	82,522	0
GILL, HARINDERJOT JODI	80,466	0
GILL, KARAN PAUL	92,644	0
GILL, KULVINDER K.	90,070	0
GILL, LAKWINDER RONNI	87,482	0
GILL, MINI	91,384	0
GILL, NAJINDER	78,698	0
GILL, NAVJEET	87,481	0
GILL, PUNAM KAUR	85,166	0
GILL, RAJ K	80,440	0
GILL, RANDY S.	82,896	0
GILL, RAVIJOT KAUR	79,879	150
GILL, RAVINDAR KAUR	87,102	0
GILL, REENA KAUR	97,361	45
GILL, RUPINDER KAUR	88,194	0
GILL, RUPINDER KAUR	75,017	0
GILL, SANDEEP SINGH	87,797	0
GILL, SHAMINDER K.	87,121	18
GILL, SHERYL D	87,320	0
GILL, SIMMERDEEP SIBLI	88,340	10
GILRAY, MICHAEL D.	80,643	1,140
GIVEN, MARGARET	87,044	0
GLEADHILL, IAN MARTIN	89,084	68
GLEITMAN, COREY M.	93,510	991
GLENISTER, MICHAEL P	80,610	0



# BOARD OF EDUCATION OF SCHOOL DISTRICT NO. 36 (SURREY)

## UNAUDITED SCHEDULE OF FINANCIAL INFORMATION REMUNERATION AND EXPENSES - EMPLOYEES For The Year Ended June 30, 2018

Schedule 4

NAME	REMUNERATION	EXPENSES
GOCMEN, MUSTAFA	83,846	0
GOGUEN, CHANTAL	81,530	327
GOMES, BRIDGET ESMERALDA	81,786	0
GOMES, PAUL	81,475	0
GONSALES, PATRICK ANDREW	91,750	0
GOODMAN, STEVEN	96,167	0
GOODRIDGE, BRAD	80,574	0
GORDON, ANITA KATHY	80,286	0
GORMAN, VINCENT	87,035	0
GOSAL, HARINDER S.	87,312	356
GOTO, PATSY NAOMI	80,592	0
GRAINGER, AMY RAE	75,029	0
GRANT, BRIAN R	80,184	0
GRANT, JOHN	82,984	0
GRANT, MELANIE JOY	84,648	0
GRANT, MONICA-RAE	92,471	0
GRATA, NICOLLE SANDRA	82,931	0
GRAUSAM, LORI	86,622	0
GRAVE, MITCH HUET	80,323	0
GRAY, ERIKA LAUREN	87,121	24
GRAY, JESSICA	86,926	0
GRAY, LAURA J	88,340	0
GREAU, KAREN MARIA	124,481	1,250
GREEN, KELLY ARTHUR	86,903	1,030
GREEN, RYAN ANTHONY	85,490	215
GREENBERG, KATHLEEN	87,082	0
GREGGAIN, BRANDI	88,312	0
GREIG, NANCY DORA K.	80,653	0
GRESCHNER, KAREN E.	88,312	0
GREWAL, KAMALJIT KAUR	98,919	0
GREWAL, MANPREET SINGH	87,101	241
GREWAL, SAVEEN	88,354	0
GRIGGS, ELIZABETH EUGENIA	78,640	0
GRILLS, LAURA	120,779	0
GROBERMAN, ROBERT	86,898	0
GROHMANN, MANUELA S	86,649	0
GRONMYR, SOPHIE A.	79,977	10
GRONNEMOSE, MONA	88,340	0
GRUDEN, VICKI	88,630	0
GRUNDY, JULIE L.	80,646	227
GRZESKOWIAK, COLIN D	88,382	0
GUEZALOVA, KARINE	92,358	22
GUILMANT-SMITH, SARAH K.	87,456	0
GUNN, TINA MARIE	88,379	1,023
GURALIUK, TRACY	80,592	0
GUTKOWSKI, CATHERINE	92,400	0
HABIB, ANGELA	88,415	36
HACKETT, CAROL A.	87,015	0
HACKETT, LAURA J.	85,752	0
HAGELUND, LORI SUSAN	81,711	0
HAGEN, SUSAN J.	82,659	565
HAGGLUND, DARRELL LLOYD	82,326	0

# BOARD OF EDUCATION OF SCHOOL DISTRICT NO. 36 (SURREY)

## UNAUDITED SCHEDULE OF FINANCIAL INFORMATION REMUNERATION AND EXPENSES - EMPLOYEES For The Year Ended June 30, 2018

Schedule 4

NAME	REMUNERATION	EXPENSES
HAID, BRENDA MAY JEAN	80,621	0
HAINSWORTH, GAVIN B	86,926	0
HALE, MARY TWILA HOPE	80,087	0
HALE, TROY A.	87,082	0
HALEY, CORBY	88,312	0
HALL, JOAN E	87,106	0
HALL, JUDY L.	80,576	0
HALL, MICHAEL E	88,299	0
HALL, SHARON J.	87,055	0
HAMID, ASSEM MAHMOUD	77,536	4,082
HAMILTON, JAN K	90,126	0
HAMILTON, MARGARET LESLIE	87,043	0
HAMMOND, SHEILA	132,097	4,323
HANLON, KELLY LOUISE	91,063	0
HANNA, CATHERINE E	120,824	0
HANS, ANGELA L.	80,646	18
HANS, DEEPINDER KAUR	86,898	0
HANS, LINDA E.	80,575	0
HANS, SATINDER KAUR	86,240	317
HANSEN, AI	86,349	0
HANSEN, TANYA C	84,418	0
HANSRA, RAJDEEP KAUR	84,362	0
HAPKE, NATHAN TODD	75,454	0
HARASYMCHUK, MARIE	87,448	0
HARDER, LAWRENCE W	134,255	9,783
HARDING, LAURA DIANNE	85,957	0
HARDMAN, J. TIM	94,439	238
HARDY, STEPHEN	129,087	3,116
HARE, RACHEL	91,092	0
HARMS, JUDITH	87,691	0
HARPER, JANE	80,209	0
HARRADINE, SELINA LUCILLE	86,625	0
HARRINGTON, LEANNA LYNNE	86,863	0
HARRIS, KATHRYN	92,370	90
HARRIS, SCOTT	87,015	0
HARRISON, EITHNE J	120,895	0
HARRISON, KRISTY LYNN	88,378	2,200
HART, CYNTHIA A.	80,646	0
HART, HEATHER	88,359	0
HASEGAWA, KAREN TRACY	80,150	0
HASSAN, HODDA M.	80,610	0
HATTON, SHERYL C.	88,598	0
HAUGEN, CHARLENE D.	108,034	1,093
HAVERS, ALEXANDER PAUL	110,224	0
HAWLEY, GAY	86,986	0
HAY, LORRAINE KATHERINE	84,287	0
HAYER, RUPINDER K	90,570	0
HAYES, REX	131,865	2,620
HAYES, STEPHEN	90,100	0
HAYNES, AARON M.	89,903	8
HEACOCK, TARA L.	87,894	0
HEER, RUPA (JAGROOP) K	89,411	0

# BOARD OF EDUCATION OF SCHOOL DISTRICT NO. 36 (SURREY)

## UNAUDITED SCHEDULE OF FINANCIAL INFORMATION REMUNERATION AND EXPENSES - EMPLOYEES For The Year Ended June 30, 2018

Schedule 4

NAME	REMUNERATION	EXPENSES
HEHAR, AMANPAL KAUR	84,956	0
HEIEIS, CINDY J.	85,626	4
HEINTZ, GRETTA R	80,549	0
HEIR, SIMRAN K	86,676	23
HELLAND, BRAD A.	120,876	148
HELLAND, MICHELE NICOLE	87,940	0
HELLYER, PAULA L.	87,094	0
HENDERSON, ALAN	90,835	0
HENDERSON, ERIK E.	88,340	0
HENDERSON, ZOE A.	80,459	0
HENRY, JACQUELINE	87,043	0
HEPTING, JEREMY M.	89,124	580
HESPEN, JOYCE E	80,466	0
HEWITSON, SCOTT E.	102,330	0
HIBBERT, SINEAD	87,461	0
HICKS, MICHAEL	87,082	175
HIDDLESTON, LISA Y.	80,611	0
HIEBERT, WESLEY	84,520	0
HIGNELL, KEN G.	131,865	2,415
HILDEBRAND, BROOKE AINSLEY	87,113	0
HILL, CHANTAL	79,803	0
HILL, HEATHER L.	122,140	596
HILLSDON, ANDY PAUL	87,062	0
HINTZ, JANICE	87,043	14
HITTRICH, ANNA	80,610	150
HO, JANET	80,575	0
HODAK, LAURA MAE	96,260	10
HODGINS, KATHERINE C.	146,515	12,529
HODGSON, MARK	90,316	389
HOEFELICH, MONICA ELISABETH	85,694	0
HOEKSTRA, AMY NICOLE	87,976	0
HOELZLEY, DAVID M.	90,370	0
HOENISCH, DANNETTE	88,340	6,570
HOFF, ELIZABETH KARIN	88,726	291
HOFFMAN, CAPRICE TRUDY	79,803	0
HOGAN, JAMES	107,185	0
HOGG, SANDRA JAYNE	93,526	713
HOLLAND, ANDREW	162,223	18,175
HOLLAND, SPENCER DOUGLAS	79,613	0
HOLLANDER, LEE-ANN N.	88,340	0
HOLLINS, ERIN MAUREEN	82,453	0
HOLLIS, JOHN W.	92,358	0
HOLLIS, MONICA M.	80,252	573
HOLLISTON, DARREN W	88,772	0
HOLME, JOANNE	85,282	1,034
HOLMES, ALAN J.	80,819	0
HOLMES, DEBORAH R.	89,084	2,066
HOLMES, MARY F	88,711	25
HOLMS, LESLIE	87,043	0
HOLT, TARA	117,756	161
HONEYWELL, KEITH W.	87,083	1,378
HOOK, JEFFREY WARREN	86,190	0

# BOARD OF EDUCATION OF SCHOOL DISTRICT NO. 36 (SURREY)

## UNAUDITED SCHEDULE OF FINANCIAL INFORMATION REMUNERATION AND EXPENSES - EMPLOYEES For The Year Ended June 30, 2018

Schedule 4

NAME	REMUNERATION	EXPENSES
HOPPS, GEORGINA	88,340	2,433
HOPPS, GREGORY S	124,708	0
HORN, MICHAEL	82,977	0
HORNING, STEPHEN	80,577	0
HOROBEC, KIM	80,567	0
HORSTEAD, JOHN B.	120,779	185
HORTH, DIANA	81,133	0
HORVAT, KARIN D.	80,610	0
HORVATH, ANDREW STEVEN	81,477	0
HOSKINS, MICHELLE T.	80,646	0
HOSSACK, KELLY LOUISE	88,164	0
HOTTI, ALLISON JANE	78,640	0
HOUCHEN, GORDON K.	88,153	0
HOVEN, MICHAEL B	90,361	0
HOWARD, JACQUELINE S	120,941	0
HOWDEN, BRONWEN LEIGH	80,621	0
HOWETT, RYAN WILLIAM	75,857	0
HRYCAN, BRENDA M.	86,622	0
HU, CANDACE ELIZABETH	84,955	0
HU, THOMAS	89,044	0
HUBBICK, JEFFREY HOWARD	81,707	0
HUGHES, CHRISTOPHER MICHAEL	80,192	0
HUI, REBECCA YUE-YEN	91,506	0
HUITINK, TANIS	80,585	0
HULL, KRISTJEN DEAN	87,616	108
HUME, MARIA A	85,821	0
HUMESTON, CHRISTOPHER	88,995	0
HUMMERSTON, SARAH NICHOL	80,506	0
HUNDAL, SANJEEV SINGH	87,121	0
HUNTER, CHRIS H.	87,094	2,262
HUNTER, SUSAN M.	88,272	0
HURT, HEATHER	79,774	0
HURT, MICHAEL FRANKLIN	122,961	0
HURTUBISE, NICOLE MARIE	81,791	23
HUSIEFF, K. LEIGH	90,112	0
HUSKA, HELAINE M.	90,979	0
HUSKINS, KRISTEN ANN	80,647	0
HUTCHINS, LAURA	86,926	0
HUTCHINS, MARIAN M.G.	80,465	0
HUTCHISON, LINDSAY PATRICIA	90,291	557
HUTCHISON, ZACHERY SCOTT	82,760	0
HYAMS, STEFANIE NATALIA	88,466	0
ICKERT, KIRSTEN LYNN	78,400	0
ILLES, JACLYN COLLEEN	81,028	0
IMAI, DEREK E.T.	87,035	0
INESON, PATRICIA N.	87,082	0
INGLES, LORI E.	103,594	1,378
INGRAM, DAVID J.	80,752	0
INNES, BRENDA	78,597	0
INOUE, KRISTY YUMIKO	78,178	0
ISFORD-SAXON, KELLY M	95,532	8,309
ISSEL, BRAD A.	120,779	78

# BOARD OF EDUCATION OF SCHOOL DISTRICT NO. 36 (SURREY)

## UNAUDITED SCHEDULE OF FINANCIAL INFORMATION REMUNERATION AND EXPENSES - EMPLOYEES For The Year Ended June 30, 2018

Schedule 4

NAME	REMUNERATION	EXPENSES
JACK, HEIDI MICHELLE	85,822	0
JACKSON, BIRGIT	87,084	0
JACKSON, GRACE L	80,454	0
JACOB, MICHAEL M.	88,339	1,972
JAHNSEN, DIANA	83,027	1,859
JAMES, CARI M.	80,716	0
JAMES, JUNE LOUISE	88,272	0
JAMIESON, LISA M	120,779	0
JAMIESON, MARNIE	86,072	45
JAMIESON, PAULA DEE	89,749	0
JANG, MARGARET	90,648	0
JANSEN, ROBERTA H.C.	87,188	0
JANSSEN, KAREN L.	89,833	0
JANZEN, SUSAN	88,777	0
JASSAL, JATINDER	87,055	0
JASWAL, MANJINDER SINGH	89,255	0
JAY, ANTHONY YOI LUN	89,695	0
JAY, MELANIE ANA	89,733	0
JEAN, LAURIE	80,557	142
JEANNOTTE, ELAINE E.	87,351	0
JEFFERSON, SHANNON	91,101	0
JEFFREY, LAURIE L.	79,514	1,145
JELLEMA, MICHAEL	129,087	233
JENKINS, TERESA	88,123	0
JENNENS, CHANDRA LYNN	90,382	0
JENSEN, TAMARA AMELIA	86,655	0
JHAJ, SABRINA SABHJIT	78,284	35
JHAJJ, PARAMPREET KAUR	79,114	0
JICKLING, KATHRYN J	86,982	0
JOHAL, AMARJIT	90,068	0
JOHAL, GEENA JAGJEVEN	80,621	0
JOHAL, GURSHAN S	87,055	0
JOHAL, HARROSIE KAUR	90,534	61
JOHAL, JASBIR	88,314	0
JOHAL, JATINDER	79,783	0
JOHAL, KEHAR S.	88,331	0
JOHAL, NAVRUP KAUR	80,610	0
JOHAL, SARBDEEP KAUR	87,119	0
JOHN, W. KATHY	76,351	0
JOHNS, CARA CHRISTINE	79,818	0
JOHNSON, BRYN	96,631	608
JOHNSON, CAMILLE L.	80,610	0
JOHNSON, DAVID A.	80,550	0
JOHNSON, DEBBIE L.	113,279	171
JOHNSON, DERRON S.	104,930	0
JOHNSON, GREGORY DOUGLAS	79,403	0
JOHNSON, JACQUELINE	86,646	0
JOHNSON, JAMES RICHARD	109,665	185
JOHNSON, JENNIFER J.	79,532	0
JOHNSON, JOEL	122,140	121
JOHNSON, KARYN R.	95,591	0
JOHNSON, LEANNE MAY	86,222	0

# BOARD OF EDUCATION OF SCHOOL DISTRICT NO. 36 (SURREY)

## UNAUDITED SCHEDULE OF FINANCIAL INFORMATION REMUNERATION AND EXPENSES - EMPLOYEES For The Year Ended June 30, 2018

Schedule 4

NAME	REMUNERATION	EXPENSES
JOHNSON, LESLEY C.	87,043	0
JOHNSON, PATRICIA L	80,610	0
JOHNSON, PAULA BRIDGET	85,847	0
JOHNSON, STACEY LEANNE	80,646	0
JOHNSON, SUSAN D.	92,356	1,818
JOHNSON, TINA MELANIE	78,068	0
JOHNSTON, JAMES C	114,863	3,045
JOHNSTON, NANCY	85,051	1,438
JOHNSTON, PETER J.	132,169	837
JOHNSTON, PHILIP K	81,216	200
JOHNSTON, SHERRILL L.	78,024	262
JOHNSTON, WENDY E.	92,692	0
JOHNSTON-MEYER, SARAH LEANNE	82,945	0
JOHNSTONE, JEFF	128,918	2,449
JONES, ASHLEY PATRICIA	80,145	8,269
JONES, KEITH	80,399	196
JONES, MATTHEW LUCAS	82,515	724
JONES, MICHAEL O	88,272	0
JONES, THOMAS G	95,628	918
JORDAN, JACKIE	84,747	0
JORDT, MONIQUE YOLANDE	80,611	0
JOUZY, LISA CARMEL	78,829	151
JOUZY, NASRI	98,152	0
JOYCE, CAMERON DOUGLAS	92,412	0
JOYCE, STACEY	84,919	0
JUDSON, JAYSON C.	88,316	11
JUNGCLAUS, CHARLES F.L.	87,797	0
JUNGCLAUS, CHELSEA A.	87,798	0
JUTEAU, SEAN MICHAEL	88,376	2,604
KACHUR, ELMER	80,526	0
KAILA, AMANDEEP SINGH	86,899	0
KAILA, DEVINDER S.	95,590	0
KAILA, MANJINDER S.	98,408	0
KAILA, SEEMA	82,221	0
KALAIR, LAKHBINDER	88,312	0
KALAND, WENDY A.	86,612	0
KALBFUSS, KIRSTEN	90,526	0
KALSI, HARMINDER SINGH	88,971	0
KALYN, KARIN L.	78,172	0
KAMARN, LILY	77,918	165
KAMBO, AMI K	99,141	193
KAMEKA, TWYLA TERRI	77,455	21
KAMIMURA, JANE L.	90,888	38
KAMIMURA, JOHN	90,370	0
KANG, ANITA	80,650	0
KANG, DALJINDER	88,312	0
KANG, RANDIP KAUR	79,407	0
KANNIAINEN, SIIRI Z.	87,082	0
KARAM, CATHERINE M.	120,895	0
KARLGREN, ANDERS	87,976	0
KARLSEN, TOR RICHARD	80,065	0
KASCHEL, WERNER	88,292	0

# BOARD OF EDUCATION OF SCHOOL DISTRICT NO. 36 (SURREY)

## UNAUDITED SCHEDULE OF FINANCIAL INFORMATION REMUNERATION AND EXPENSES - EMPLOYEES For The Year Ended June 30, 2018

Schedule 4

NAME	REMUNERATION	EXPENSES
KASSAM, SHELIN	91,526	0
KAUFMAN, JARRET RAYMOND	78,379	0
KAUR, KIRPAUL	124,834	86
KAVANAGH, ADAM BENJAMIN	87,058	0
KAY, CORI L.	87,094	0
KAYE, DAVID J.	80,549	0
KEANE, CARROL ANNE	76,222	0
KEELAN, MARK W.	80,574	0
KEEPER, ANNETTE L	125,455	554
KEIL, KRISTINE R.	78,476	0
KEIL, MICHELLE C.	85,141	0
KELL, JULIE D	88,351	0
KELLER, BRENDA	103,664	1,313
KELLY, CHRISTOPHER HUGH	90,401	4,150
KELLY, JOHN JOSEPH	80,474	0
KELLY, TARA LEIGH	82,781	0
KELSEY-ETMANSKI, HELEN E.	88,181	0
KENDALL, ERIN	79,945	2,114
KENKEL, MEGHANN HANNAH	77,317	168
KENNA, DEBBY LEE	87,209	1,432
KENNETT, IAN	88,355	0
KENNETT, JO-ANN M	121,011	0
KERKHOVEN, RUDOLPH	88,181	0
KERMER, DIANA-LYNNE	89,240	0
KERMODE, ANISSA R	92,370	718
KEROUAC, JOHANNE	79,593	0
KERSLAKE, WENDY	87,833	74
KHAERA, GURSHARN KAUR	80,594	0
KHAIRA, KOMAL	79,257	86
KHAIRA, MOHINDER S.	113,163	58
KHAIRA, RAJVINDER	88,351	0
KHAIRA, SHARANJIT SANDHU	78,196	0
KHAN, IRAM	120,708	159
KHUN-KHUNA, MANJIT K	88,312	0
KIENER, HOLLY	82,247	945
KILDEN, CARMEN O.	87,503	0
KILLAWEE, ROBERT	113,163	16
KILPATRICK, LYNDIA VALERIE	80,549	0
KILPATRICK, MICHAEL THOMAS	131,422	1,876
KIM, ADELE	88,373	0
KIM, AMY	80,801	0
KIM, HUNNEE	96,916	0
KIM, JENNY	76,117	0
KIM, KAREN JENNIFER	80,646	0
KIM, MARGARET	80,491	0
KIM, TAYLOR SUNG EUN	89,785	0
KIMBLEY, JENNIFER LAUREN	86,255	289
KING, DARCY R	80,550	0
KINGDON, SHIRLEY A.	86,164	0
KINSELLA, AILEEN	117,524	2,036
KINSKOFER, NEAL BRIAN	96,139	3,631
KINVIG, PAMELA K.	86,403	0

# BOARD OF EDUCATION OF SCHOOL DISTRICT NO. 36 (SURREY)

## UNAUDITED SCHEDULE OF FINANCIAL INFORMATION REMUNERATION AND EXPENSES - EMPLOYEES For The Year Ended June 30, 2018

Schedule 4

NAME	REMUNERATION	EXPENSES
KIPP, CHARLA HITOMI	89,875	0
KIRBYSON, TALARA A	84,478	342
KISSINGER, SIMON J.R.	87,309	0
KLAIR, VIRPAL KAUR BOBBI	78,662	0
KLASSEN, ANDREA MARIE	81,822	0
KLASSEN, SHELLEY L.	80,549	0
KLECKER, SUZANNE	79,816	3,576
KLEIN, SHAWN MICHAEL	87,877	0
KNAPP, DONNA M.	82,258	0
KNIGHT, DOUGLAS	87,055	0
KNOLL, BEATRIX	87,121	0
KNUDSEN, ERIN VALERIE	87,628	2,501
KOCH, BARBARA D	88,340	60
KOEHLER, JENNIFER L.	91,953	0
KOEHN, PATRICK D.	85,391	150
KOEHN, STEPHEN PETER	80,621	0
KOLBUS, BARBARA	120,940	74
KOLCZYNSKA, BARBARA	87,016	0
KOLKE, MARIA FELICIA	87,099	0
KONDRATOWSKI, ELZBIETA A.	87,043	0
KONRADOVA, DANA	78,487	0
KONSMO, EVERETT WILLIAM	88,181	332
KOOCHIN, KRISTA CHARMAINE	87,230	0
KOOISTRA, STANLEY	92,776	1,362
KOONER, JASBIR	87,121	0
KOOT, PAT A	87,015	0
KOPPENSTEINER, CHRISTINE	86,416	0
KORAB, SHELLEY LYNN	87,097	0
KORBUTT, MATTHEW STEPHEN	76,819	102
KOSHMAN, MYLES M.	90,494	0
KOSTUR, SANDI	106,112	333
KOUSTAS, CONNIE PANAGIOULA	86,419	0
KOUTSONIKAS, VASILIOS	88,153	0
KOVACH, BELA JOY	87,934	0
KOVACH, JOHN C	84,297	0
KOVITS, ERIC J.	91,121	0
KOWALCHUK, SANDRA	78,546	0
KOWALENKO, ANDREW C.	83,693	0
KOWALSKI-EWCZYNSKI, DARYA	80,592	0
KOWALYSHYN, ORWELL Z	91,142	9
KRAJNC, GAYLE ELAINE	80,587	0
KRALL, DEAN MICHAEL	75,105	0
KRASNOFF, LESLIE P.	87,748	0
KRAWCHUK, IRINA	87,940	0
KREJCIK, NIKKI SONYA	90,659	36
KREMBENIOS, BOBBY	78,808	0
KREVESKY, PAULA MICHELLE	87,055	0
KRISHNAN, YVONNE E	86,684	368
KRISTOFF, NANCY MARIA	77,071	0
KRITIKOS, THOMAS	85,751	0
KROEKER, RYAN GERALD	77,775	0
KROPP, MARIANNE	86,188	0



# BOARD OF EDUCATION OF SCHOOL DISTRICT NO. 36 (SURREY)

## UNAUDITED SCHEDULE OF FINANCIAL INFORMATION REMUNERATION AND EXPENSES - EMPLOYEES For The Year Ended June 30, 2018

Schedule 4

NAME	REMUNERATION	EXPENSES
KRUEGER, JONATHAN DAVID	80,867	0
KRUEGER, WENDY	87,855	0
KRUGER, CYNTHIA L.	85,781	0
KRYSTAL, MICHAEL	113,260	2,546
KUEHNE, COLLEEN	90,172	0
KUHN, TYLER ANTHONY	76,297	0
KUK, CINDY	87,074	0
KUOCH, PHONG	92,530	0
KURIANPARAMBIL, RITA	89,270	0
KURREIN, SARAH LOUISE	78,936	0
KUZMINSKI, LEANNE M.	88,379	0
KWAN, VINCENT	88,351	0
KYLE, JESSICA ANNE	87,906	0
KYLE, MARGARET GERTRUDE	88,300	56
L'ABBE, JORDAN ANTHONY	83,077	697
LA ROCHE, NATHALIE	87,082	2,453
LA ROUE, MARCIA	79,377	0
LACHANCE, ANDRE	88,449	0
LADD, RACHEL	85,458	0
LAFLEUR, SPENCER JOHN OSCAR	80,404	0
LAHNERT, ANA	92,911	1,324
LAI, CAROLINE	96,331	4,853
LAI, GRACE E.	88,123	2,160
LAI, WADE VAN HUY	78,174	0
LAIL, NAVEENJIT	78,857	0
LAING, ARLENE J.	87,043	0
LALI, JIMMY S.	88,521	0
LALLI, HARBINDER K.	87,094	0
LAM, CAROL A.	88,441	0
LAM, CHRISTINA K.Y.	80,432	0
LAM, DEREK	120,779	97
LAM, JACKIE S.	88,112	0
LAMIRAND, STACEY L.	88,340	0
LAMMERS, BONNIE J.	80,585	2,797
LAMMERS, JEFFREY JOHN	81,010	0
LAMOND, RAJBIR KAUR	77,446	0
LAMOTHE, MONIQUE YVONNE	75,772	0
LANDEN, RONALD WESLEY	93,433	0
LANDRIAULT, LUCIE	88,340	0
LANDRY, ANDREW DAVID	97,039	0
LANE, TRACEY V.	87,055	401
LANFRANCHI, FRANCO	91,385	0
LANGE, GABRIELLE DORIS	87,535	0
LANGEREIS, MARY E.	80,575	0
LANGEREIS, PAUL DOUGLAS	87,043	0
LAPOINTE, JILL A	82,790	0
LARIVIERE, JULIE L.	87,121	0
LARKIN, KEVIN DOUGLAS	86,959	0
LARKINS, MELODY SHANE	87,442	0
LARSEN, JASON R.	88,379	2,486
LARSEN, KARL ROBERT	87,205	0
LARSEN, MICHELLE N.	114,032	0

# BOARD OF EDUCATION OF SCHOOL DISTRICT NO. 36 (SURREY)

## UNAUDITED SCHEDULE OF FINANCIAL INFORMATION REMUNERATION AND EXPENSES - EMPLOYEES For The Year Ended June 30, 2018

Schedule 4

NAME	REMUNERATION	EXPENSES
LAU, SHARON W.	92,740	0
LAUZON, SHAUNA MARIE	76,273	0
LAVEN, ANGELA FAY	86,522	0
LAVIGNE, HEATHER	85,877	712
LAVOIE, MATTHEW	82,685	0
LAVOIE, PAUL J.	92,386	5,037
LAW, SHANNON JOY	76,702	0
LAWRENCE, SIMONE L	75,970	0
LAYTON, LOIS	120,779	0
LE RICHE, VICKI-SUSAN	121,435	23
LE, TAMMY	83,804	251
LEADER, GEOFFREY T.	87,935	747
LEBEL, DIANE R.	93,506	6,866
LECLAIR, ALAN F.	86,937	0
LEE, CHRISTOPHER L.H.	88,292	0
LEE, DANIEL HAE-SONG	75,232	0
LEE, HYEKYUNG	79,424	0
LEE, JAMES MICHAEL	80,486	0
LEE, JUN YOUNG	88,352	110
LEE, KEVIN	86,610	96
LEE, MAGGIE	91,182	1,421
LEE, MARGARET PAK YEE	86,560	0
LEE, RAYMOND	87,434	0
LEE, SANDRA	86,371	0
LEE, SOLOMON J.	122,140	119
LEE, YOON SEOK	87,307	40
LEECH, NIKI E.	86,235	0
LEEDER, ROBERT G.E.	88,313	89
LEFURGY, EDWARD ROBERT	87,306	1,016
LEGGE, MICHAEL CHRISTOPHE	80,647	0
LEGRESLEY, LISA E.	80,624	0
LEIBOVITCH, JOSEPH ERIC	123,885	1,727
LEMON, KELLY	100,633	1,258
LENDVOY, CHELSEA MEGAN	80,397	0
LENDVOY, JEREMY WALKER	80,988	0
LENIHAN, SHELLEY	78,621	0
LENSINK, MAUREEN	79,197	0
LEONARD, KAMBI OLIVE	83,924	0
LEONARD, LISA M.	86,669	0
LEPIN, MATTHEW J.	97,594	44
LEPINE, LAURIE	80,610	0
LESKIW, DEBORAH JASMIN	80,440	0
LESLIE, JANE	86,649	0
LETENDRE, DAELYN ELISSA	85,071	0
LETENDRE, JEFFREY DOUGLAS	93,474	0
LEUNG, ANDREW CHUNG-KEI	84,933	0
LEUPOLD, CHRISTOPHER J.	87,164	0
LEUTERIO, LAURA LEE JOY	77,395	25
LEWIS, CHRIS	80,148	0
LEWIS, JEFF DAVID W.	81,014	0
LEWIS, KATHLEEN M.	87,035	0
LEWIS, KRISTA M	77,266	0

# BOARD OF EDUCATION OF SCHOOL DISTRICT NO. 36 (SURREY)

## UNAUDITED SCHEDULE OF FINANCIAL INFORMATION REMUNERATION AND EXPENSES - EMPLOYEES For The Year Ended June 30, 2018

Schedule 4

NAME	REMUNERATION	EXPENSES
LEWIS, RUTH M.	87,082	0
LEWIS, TOM	105,880	354
LIANG, TERESA LYNNE	85,788	0
LIDDER, BALKAR	87,801	27
LIDDER, KULDIP SINGH	87,094	0
LIGE, MONIKA M.	85,137	0
LIGHT, JANICE G.	85,629	0
LIGHTBODY, ROBERT	88,340	0
LIM, LISA A	80,585	0
LIM, MARTIN	95,448	2,383
LIM, SHELAGH A	87,436	12
LIM, SIEW SHIANG	80,610	0
LIN, DANNIEL CHI CHUN	82,203	0
LIN, SANDI	87,074	0
LINDER, ANN-KATRIN	92,201	712
LINDSAY, JOANNE M.	87,083	0
LINDSTROM, HELEN	87,055	20
LING, KATRINA TARIN	84,353	223
LINKLATER, PHILIP M.	122,140	0
LINTOTT, KIRSTIN	87,055	0
LIRENMAN, KAREN	87,055	0
LIRONI, KATHERINE M.	88,312	0
LISCOMBE, ELIZABETH	79,445	2,653
LITKE, DOUG JONATHAN	117,524	2,178
LIU, ADOLF FOOK-CHUEN	86,626	0
LO, VINCENT WAI KEI	87,264	0
LOBELSOHN, DANIEL ADAM	81,725	0
LOEPPKY, DEAN STEVEN	87,082	0
LOEWEN, DIANA EDITH	87,936	0
LOEWEN, KAREN	89,191	0
LOEWEN, LISA ANNE	86,078	0
LOEWEN, MICHELE V.	88,320	0
LOGAN-ESTEY, CAROLYN R.	87,383	0
LOGIE, ALICIA	88,312	2,503
LOMAX, DONNA MARIE	119,181	162
LOMAX, MAUREEN	87,082	0
LONGSTAFF, KIMBERLEY GAYE	80,567	0
LOOK, LEEANN H	87,017	0
LOOSEMORE, GARY JOSEPH	106,000	20
LOOSEMORE, MICHAEL	79,920	0
LOPEZ, KATHLEEN TERESA	87,082	0
LORD, MICHAEL J.	87,015	850
LOT, COURTENAY ANN	79,511	0
LOVAS, SARAH LEIGH	77,438	44
LOW, BETTY	80,585	0
LOWE, DAGAN ANGUS	83,693	96
LOWE, STEPHEN E.	88,337	0
LOWEY, KYLIE DAWN	89,261	0
LOWRY, DONNA L	83,536	0
LOYLA, MANPREET SINGH	90,925	281
LU, YI-WEI LOUIE	75,297	0
LUBENOW, NATALIE A	84,915	0

# BOARD OF EDUCATION OF SCHOOL DISTRICT NO. 36 (SURREY)

## UNAUDITED SCHEDULE OF FINANCIAL INFORMATION REMUNERATION AND EXPENSES - EMPLOYEES For The Year Ended June 30, 2018

Schedule 4

NAME	REMUNERATION	EXPENSES
LUCUS, CALIN A.	92,371	0
LUDU, HARPREET KAUR	84,581	0
LUHMANN, SUSANNE L.	87,082	0
LUI, TINA THI BICH	84,768	0
LUMSDEN, VALERIE A	100,803	0
LUNGHAMER, LAUREN MICHELLE	80,665	1,885
LUTTON, JANET	81,986	21
LUTZ, SARAH ANN	86,930	0
LYNCH, SHELLEY D.	86,429	0
LYNE, CARMEN MERILEE	77,586	0
M'LOT, KEVIN	121,435	33
MA, JEANNE	80,637	512
MA, TIMOTHY SIMON	75,702	198
MACADAM, MARIA ANGELA	87,121	0
MACCULLOCH, KRISTIN M.L.	87,094	0
MACDONALD, ARLENE J.	108,171	0
MACDONALD, KRISTEN AMELIA	103,967	1,382
MACDONALD, TOM J.R.	82,223	0
MACDOUGALL, LISA ANNE	81,796	0
MACDOUGALL, MARILYN E.	86,926	0
MACGREGOR, JAMES BRIAN	89,610	0
MACIVER, CHRIS L.	88,379	43
MACKAY-DUNN, MICHAEL ANTHONY	81,227	0
MACKENZIE, DEBORA L.	79,378	147
MACKIE, STEPHEN D.	80,717	0
MACKLESTON, JENNIFER JANE	80,645	25
MACKNEE, JOSHUA JAMES	80,196	0
MACLEAN, SHEILA JEAN	88,167	0
MACLEAN, VALERIE JOCELYNE	88,379	0
MACMILLAN, R LYNN	86,427	0
MACNAB, JOCELYN ANN	88,272	271
MACNAMARA, JOANNA JOY	78,578	0
MACPHERSON, BRUCE D.	83,481	0
MACQUARRIE, JENNIFER ANN	87,121	109
MACRAE, JULIA L.E.	88,312	0
MACWILLIAMS, RHONDA LEANNE	85,984	0
MAGNUS, KERRY L	118,531	2,407
MAGNUSSON, GRAHAM W.	118,983	241
MAGUIRE, SUSAN KATHLEEN	87,861	0
MAH, DON	87,082	0
MAH, SIMON MICHAEL	91,183	0
MAHARAJ, PATRICIA RENEE	106,112	29
MAHER, PATRICK D	87,055	0
MAHLI, GURDIP S.	88,340	0
MAHLI, JAGBIR SINGH	113,163	55
MAHONEY, MADELAINE M	91,255	2,069
MAION, DEAN LUCIO	91,266	825
MAION, SHANNON PAULINE	86,775	0
MAJERNIK, JOANNE F	91,043	0
MAJHEN, TRACY	86,622	0
MAK, YUNG CHEUNG	88,272	0
MAKASOFF, BLAINE	97,050	0

# BOARD OF EDUCATION OF SCHOOL DISTRICT NO. 36 (SURREY)

## UNAUDITED SCHEDULE OF FINANCIAL INFORMATION REMUNERATION AND EXPENSES - EMPLOYEES For The Year Ended June 30, 2018

Schedule 4

NAME	REMUNERATION	EXPENSES
MAKKAR, JASDEV	88,077	139
MAKKAR, MEENA	77,469	0
MAKSYMIV, RICHARD S.	87,101	123
MALCOLM, JANET E.	106,050	207
MALKOSKE, ALYSSA ANN	113,163	54
MANAK, GOBIND KULTAR S.	75,962	0
MANDAU, LISA S	87,082	0
MANDIN, BLAINE	91,812	475
MANGAT, MANJIT K.	92,766	0
MANHAS, AMRIK S.	89,237	0
MANHAS, MEENA	76,953	0
MANN, B. NINA	87,082	0
MANN, DAWINDER SINGH	91,746	0
MANN, KHUSHMINDER KAUR	87,965	0
MANN, MANDEEP K.	85,294	0
MANN, PARMJIT	87,455	0
MANN, REENA	86,140	0
MANN, TEJPAL SINGH	86,253	0
MANN, ZEENAT KAUR	88,181	0
MANNING, KATHERINE M.	89,156	0
MANOJLOVIC, MILORAD	88,312	0
MARANDA, JUDY ELEANOR	116,677	706
MARCUK, BARBARA K.	90,215	0
MARETIC, MARK	88,333	150
MARETZ, CHRISTOPHER MICHAEL	75,657	0
MARNELL, SHANNON TARA	75,545	0
MARQUES, JEAN-PIERRE MOTA	81,982	0
MARRONE, RINO GENNARINO	78,543	357
MARSDEN, JILL	88,153	57
MARSDEN, PAUL R	121,384	161
MARSEILLE, JENNY C.M.	87,119	25
MARSHALL, MAXWELL C.	92,491	0
MARTIN, CHANDRA J.	80,210	0
MARTIN, LILLAH A.	81,078	1,826
MARTIN, NEIL EDWARD	87,121	0
MARTIN, SALLY A.	87,084	0
MARTIN, SUSAN K.	89,176	1,325
MASI, GORDON V.	80,646	0
MASON, LISA KIRSTEN	76,595	0
MASTROIANNI, ROBYN DOROTHY	83,761	0
MATECHUK, DENNIS	100,754	0
MATESCU, GABRIEL	81,399	225
MATSUMURA, LINDSAY SAMANTHA M	79,638	0
MATTHEWS, CAROLINE G.	120,895	575
MATTU, LEELA	80,549	1,301
MAWHINNEY, LORRI-ANN	86,104	0
MAY, LINDSAY NICOLE	79,343	0
MAYENCOURT, ALISON M.	78,267	298
MAYER, SARA KATHERINE	85,783	0
MAYER, TAMMY HENDRIKA	89,344	0
MAYOTTE, DEANNA GWEN	80,652	0
MAZINANI, SEDIGHEH NONA	80,575	0

# BOARD OF EDUCATION OF SCHOOL DISTRICT NO. 36 (SURREY)

## UNAUDITED SCHEDULE OF FINANCIAL INFORMATION REMUNERATION AND EXPENSES - EMPLOYEES For The Year Ended June 30, 2018

Schedule 4

NAME	REMUNERATION	EXPENSES
MAZURKEWICH, CLINT	103,284	0
MAZURKEWICH, MELANIE C	107,592	0
MCCBRIDE, DOLKAR	89,665	0
MCCBRIDE, LIANNE M.	105,768	65
MCCABE, ERIN CYNDY	85,872	0
MCCALLUM, DAVE WILLIAM	86,975	0
MCCALLUM, KIRSTIE	80,482	0
MCCANN, CARY	90,765	120
MCCANN, LISA	80,610	0
MCCOMB, R. SCOTT	87,055	0
MCCONNELL, JIM	117,756	2,020
MCCRACKEN, TAMA-LYNN	86,622	0
MCCRAE, SCOTT ANDREW	87,903	0
MCCREDIE, KRISTEN L.	88,351	0
MCCUAIG, SUSAN M.	120,895	55
MCDONALD, CRAIG ALLAN	80,621	85
MCDONALD, ELIZABETH J.	105,768	11
MCDONALD, HUGH C.	87,940	12
MCDONALD, MURRAY	80,515	0
MCDONOUGH, DILJEET KAUR	87,121	0
MCDONOUGH, MAUREEN	89,471	0
MCEWEN, KELLY E.	120,780	43
MCFADDEN, SUSAN ROSAMUNDE	78,608	0
MCFALL, LANCE D.	86,459	0
MCFARLANE, GLENYS M.	89,711	0
MCFARLANE, RENEE M.A.	92,153	0
MCGENNIS, IAN W.	111,789	62
MCGILLIVRAY, LAURIE	88,272	0
MCGILLIVRAY, MELODY GRIETJE	80,610	0
MCGRANDLE, MICHELLE	78,606	0
MCGRATH, JOAN	89,177	0
MCGUIRE, CHARLENE	87,326	0
MCINTOSH, GINA SHELIAH	80,345	0
MCINTOSH, JONATHAN BRUCE	103,023	0
MCINTYRE, GLENDA C	79,790	0
MCIVOR, ANGELA LEANN	85,022	0
MCKAY, VICTORIA L.	88,395	670
MCKENNA, GAVIN	100,281	3,249
MCKENZIE, ELIZABETH ANNE	86,296	0
MCLAUCHLIN, JOSEPHINE A	87,015	0
MCLAUGHLIN, CORY L	131,865	2,796
MCLEAN, JEANETTE M.	88,483	0
MCLELLAN, COLIN D	87,454	803
MCLENNAN, CAROL P.	80,585	0
MCLEOD, JENNIFER CAROLINE	81,007	0
MCLEOD, MURRAY R.	113,163	45
MCMAHON, ANGELIKA TABITHA	86,649	0
MCMARTIN, LEIGH ANNE	80,662	0
MCMARTIN, MICHAEL	86,926	0
MCMASTER, KEN	90,086	308
MCMILLAN, CARRI	85,351	0
MCMILLAN, JEFF	96,167	1,276

# BOARD OF EDUCATION OF SCHOOL DISTRICT NO. 36 (SURREY)

## UNAUDITED SCHEDULE OF FINANCIAL INFORMATION REMUNERATION AND EXPENSES - EMPLOYEES For The Year Ended June 30, 2018

Schedule 4

NAME	REMUNERATION	EXPENSES
MCMULLEN, NANCY I	82,224	607
MCMURTRY, JAMES	98,221	456
MCNABB, TRACY L.	85,545	0
MCNABB, TYLER J.	80,646	0
MCNAMEE, ANNE M.	86,926	0
MCNAUGHTON, KATHLEEN M.	87,055	0
MCNEIL, CINDY M.	80,628	0
MCNEILL, CAROL N.	87,082	0
MCNICHOL, PAUL R.	80,549	0
MCQUARRIE, TREVOR	132,140	43
MCRAE, GRAHAM S.	87,043	0
MCRAE, KAREN ELIZABETH	80,373	0
MCREAVY, MICHELLE	82,940	0
MCSHANE, ERIN LAUREL	78,035	14
MCSPADDEN, NADINE ROSE	88,320	2,548
MEADOWS, TODD CAMERON	105,787	0
MEDEL, EDWIN S	87,082	0
MEHREGANI, BEHNAZ DANA	75,208	0
MELAN, MARIA	114,784	3,813
MELENKA, LISA N.	80,209	92
MELNYK, RON D.	80,549	1,375
MELVILLE, DEBRA NICOLE	85,679	0
MEMMOTT, DENNIS RAY	84,670	0
MENICUCCI, VIC	91,101	0
MESIC, TOM E.M.	80,610	0
METCALFE, SELINA M.	80,079	0
METZ, BRENDAN R.	78,626	0
MEYNERT, LORNA L.	91,842	28
MICHAEL, NEAL DARREN	90,271	0
MICHALOPOULOS, ROBERT J.	80,610	0
MICHAUD, KATHLEEN	86,231	0
MIDDAR, PARAMJIT	120,956	156
MIDDLETON, ANNE-MARIE	88,340	50
MIKI, MELANIE J K	88,312	0
MILES, MARILYN J.	80,549	0
MILES, TARA ALEXANDRA	91,422	0
MILIC, SUSAN	78,437	0
MILLER, ANNE L.	87,015	0
MILLER, BLAIR DAVID	82,408	697
MILLER, CHANDIMA ASANTHI	80,615	0
MILLER, CHRISTI J.	87,452	0
MILLER, CYNDY	90,301	0
MILLER, DANA MARIE	83,107	13
MILLER, ELANA BRIGITTE	77,349	0
MILLER, SIMON SPENCER	89,803	0
MILLER, TRISH L.	86,157	0
MILLS, CHRIS SHELDON	80,996	0
MILLS, DAVID	80,585	0
MILLS, RUSSELL	86,265	0
MILNE, ANDREW JAMES	89,449	0
MILROSS, JAMES A	88,436	0
MILSTED, TIMOTHY NIAL	78,662	29

# BOARD OF EDUCATION OF SCHOOL DISTRICT NO. 36 (SURREY)

## UNAUDITED SCHEDULE OF FINANCIAL INFORMATION REMUNERATION AND EXPENSES - EMPLOYEES For The Year Ended June 30, 2018

Schedule 4

NAME	REMUNERATION	EXPENSES
MINCHINTON, HEATHER PATRICIA	80,255	0
MINCKLER, RICKI P	88,381	0
MINHAS, BINTY YESJEET	92,987	0
MINHAS, MANJIT	87,912	0
MINSKY, PHYLLIS A.	80,495	0
MIRABUENO, MICHELLE	79,060	0
MISSANA, GINO	89,348	0
MITCHELL, ALAN	105,947	1,217
MITCHELL, ALLISON C.R.	80,621	0
MITCHELL, DAWN	87,043	0
MITCHELL, DEAN PETER	87,157	0
MITCHELL, GUY	87,015	146
MITRO, MIKE T.	80,155	569
MLEZIVA, PETER	95,434	0
MOAN, ARVID P	88,213	0
MOENNICK, CATHERINE E.	92,524	250
MOFFETT, R'CHIE KELLY	76,434	0
MOHAMMED, CHRIS H.	87,054	0
MOHR, JOHN KIRKWOOD	86,084	0
MOLLOY, LENA	80,175	0
MOLONEY, MICHAEL JAMES	113,044	1,501
MONEY, KAMA DAWN	85,987	150
MONK, ANGELA GRACE	88,844	0
MONROE, GREG TREVOR	87,480	0
MOODY, CARRIE M.	87,040	0
MOON, KYUNG-JIN KAREN	77,878	0
MOORE, APRIL	78,787	42
MOORE, CHERYL DARLENE	85,777	0
MOORE, JAMIE BERNARD	87,102	0
MOORE, JOELLE REGAN	79,846	0
MOORE, JONATHAN S.	87,082	0
MOORE, LAURA LOUISE	87,140	0
MOORE, VELMA	89,140	0
MOREAU, SHEILA A.	86,828	0
MORELLI, ANGELO R	120,895	24
MORIN, KAREN R.	80,549	0
MORIN, WAYNE W.	120,824	41
MORISHITA, BRANDON T	103,899	23
MORRISON, DAVID S.	88,340	0
MORRISON, GORDON D.	82,294	0
MORRISON, IRENE P.	87,120	0
MORRISON, JOHN	120,708	435
MORTIMORE, LESLIE A.	85,189	104
MORTIMORE, SHARISSE CHANTE	80,647	0
MOUNTALI, SIMPLICE GANZALT	91,086	50
MOWAT, TRACY LYNN	80,893	5,849
MOXNESS, ROBERT VINCENT	88,008	475
MOY, MICHAEL J.	80,724	107
MRAK, RUTH A.	120,779	31
MUDGE, ANGELA M.	88,153	0
MUELLER, BRENDA	87,015	0
MUIR, CAMILA	97,057	1,081



# BOARD OF EDUCATION OF SCHOOL DISTRICT NO. 36 (SURREY)

## UNAUDITED SCHEDULE OF FINANCIAL INFORMATION REMUNERATION AND EXPENSES - EMPLOYEES For The Year Ended June 30, 2018

Schedule 4

NAME	REMUNERATION	EXPENSES
MUIR, DENTON G.	113,163	1,929
MUIRHEAD, FREDERIQUE S.	91,498	0
MUJCIN, JOHN S.	88,340	0
MULHOLLAND, RICK	88,233	0
MULJI, WAHEEDA H.	92,400	0
MULLEADY, MARY J.	90,446	0
MULLEN, DEREK F.	89,222	0
MUMFORD, EILEEN	88,264	0
MUNAWEERA, ANITA	88,312	0
MUNDREON, BARRY	80,652	120
MUNRO, TINA	114,514	7,602
MUNROE, LINDA	88,242	0
MURIN, DEBORAH L.	88,181	556
MURRAY, DAWNE	87,054	0
MURRAY, SUSAN	79,540	984
MURTSELL, LAURA M.	86,395	0
MUSHERURE, MICHAEL	102,547	0
MUSICO, SUSAN	79,848	0
MUTI, PARAMJIT K.	87,989	0
MYERS, BRUNA	80,628	0
MYERS, MANUELA	80,610	0
MYERS, MARCELLA M.	80,239	0
MYLES, GWEN M.	103,865	35
NADEAU, SIMON J	87,082	0
NAGAMATSU, EVA J.	87,016	0
NAGRA, SAROOP S.	91,022	0
NAHAL, MANJIT KAUR	112,883	75
NAIDU, VINCE MUNIRATNAM	77,382	0
NANJI, SHAINAZ	87,063	886
NARANG, PREETINDER	90,130	1,393
NATHAN, SHOBNA S.	77,741	0
NATOC, LISETTE	94,077	1,685
NATSUHARA, KIRSTEN ELIZABETH	88,680	0
NAZARCHUK, SANDRA L.	80,549	0
NEBOR, SUZANNE	82,686	0
NEEDHAM, LEANNE	79,006	0
NEEDHAM, RODNEY E.	85,166	500
NEIDIG, DANA C.	88,340	109
NELSON, CHRIS K.	80,729	0
NELSON, SHAUN	122,140	5
NELSON, TRACY	87,483	0
NEMEC, KATHLEEN G.	89,070	0
NEUFELD, RYAN MICHAEL	87,123	0
NEUFELD, SARA C	87,121	0
NEUMANN, JULIE ANN	87,055	0
NEVEU, BRENDA LEE	91,797	5,158
NEWBOLD, BRIAN JAMES	103,701	28
NEWCOMBE, LORI L.	80,621	0
NEWMAN, AMY	120,857	33
NEWMAN, SEAN	80,823	36
NEWTON, MATTHEW	88,788	0
NG, CHARLOTTE YUK-YI	90,935	3,659

# BOARD OF EDUCATION OF SCHOOL DISTRICT NO. 36 (SURREY)

## UNAUDITED SCHEDULE OF FINANCIAL INFORMATION REMUNERATION AND EXPENSES - EMPLOYEES For The Year Ended June 30, 2018

Schedule 4

NAME	REMUNERATION	EXPENSES
NG, SUSANNA M.	84,768	0
NGO, TINH	106,077	0
NGUYEN, LAM P.N.	86,482	0
NGUYEN, TAN P.	80,640	0
NGUYEN, THINH TRI	87,054	0
NICHOLLS, SARAH MHAIRI	80,187	0
NICKEL, NORMA JOY	87,151	0
NIELSEN, E. WENDY	97,226	0
NIELSEN, HEIDI L	88,312	1,626
NIJER, BALRAJ DEEP SINGH	79,042	0
NIKKEL, JENNIFER M	87,055	0
NIKKEL, PETER T.	87,461	330
NILSON, DEANNA MICHELLE	86,276	0
NILSON, JONATHAN J.	82,640	0
NIRO, SABRINA G.	120,779	81
NOAKES, MONICA LINDELL	88,181	0
NOCIAR, DEAN M.	80,465	288
NOCIAR, LAURIE	80,466	0
NOONAN, VIOLET	75,726	0
NORDLING, LANCE	141,350	2,209
NORDLUND, MARC A.	91,356	0
NORMAN, WENDY	87,168	20
NORRIS, BRIAN G	138,865	2,305
NORRIS, STEPHANIE	86,887	0
NORTHRUP, ADELE A.	87,062	0
NORTHWAY, CHRISTY A.	176,848	16,668
NORTON, KELLY A	86,926	0
NOWAKOWSKI, PAUL LECH	81,396	0
NUIJ, ALYSSA MARIE	86,416	0
NUIJ, PETER JOHN	128,005	8,075
NUNEZ, ELAINE	80,550	0
NUNNS, JENNIFER K.	86,682	0
NUTTALL, THERESA	80,645	0
NYBERG, STEVEN G.	80,610	0
NYGAARD, LORRAINE E.	88,242	54
NYSTROM, KIMBERLEY BERNADETTE	87,062	0
O'BRIEN, COURTNEY NOELLE	77,004	401
O'BRIEN, MARTY JAMES	88,312	0
O'BYRNE, MELISSA ANNE	89,635	0
O'DONNELL, PADRAIC H.	86,649	0
O'DONNELL, TIM J.	87,055	0
O'MALLEY, KELLI	86,637	0
O'REILLY, MARY	80,148	0
OAKLAND, TERESA	82,753	19
OAMEN, PAULA LEE	80,646	0
OCCLESHAW, JULIE ANN	102,595	145
OFFICER, MARC ANDREW	82,264	0
OHANA, ANNIE	76,340	11
OHMS, ANDREA ROSE	79,886	0
OJEA, EVE BELLE	88,966	0
OKKERSE, ROBERT	84,625	1,667
OLAFSON, CHAD	87,231	695

# BOARD OF EDUCATION OF SCHOOL DISTRICT NO. 36 (SURREY)

## UNAUDITED SCHEDULE OF FINANCIAL INFORMATION REMUNERATION AND EXPENSES - EMPLOYEES For The Year Ended June 30, 2018

Schedule 4

NAME	REMUNERATION	EXPENSES
OLIVER, MELISSA ERIN	87,121	0
OLIVERIO, SERAFINA	75,036	0
OLSEN, DANIEL	82,613	0
OLSEN, KRISTINE	80,574	0
OLSON, ANGELA KELLIE *	105,749	53,628
OLSON, IRENE	89,446	0
ONNO, LISA J.	87,894	0
ONOTERA, NAOMI ELIZABETH	86,686	0
ORDEMAN, LISA N.	87,152	0
ORSO, MARK C	91,385	0
ORTH, OLGA	87,055	0
OSKAM, CHRISTIAN OSWALD	108,813	28
OTTEWELL, SUSAN E.	87,400	0
OUELLETTE, RAYMOND	86,675	0
OUELLETTE, ROBBYN M	87,055	0
OVERGAARD, HOLLIE M.	81,404	0
OVERGAARD, JAMIE	88,789	0
PADAM, KAMALJIT KAUR	88,952	0
PADAM, RICKI NARINDER	80,585	0
PAHAL, PARDEEP SINGH	94,771	0
PAILLE, GEORGE	87,187	236
PAINCHAUD, NICOLE C.	92,078	0
PALAPUZ, EDWIN T	90,731	0
PALMER, KRISTA JEAN MARY	82,756	0
PALMER, TAMMI J.	88,381	0
PANAGOPOULOS, MISHELLE V.	80,575	0
PANAS, JOANNE TRACY	87,102	0
PANDHER, AMARJIT KAUR	88,621	0
PANDHER, HARMOHANJIT SINGH	78,425	0
PANDHER, SANDIP KAUR	77,551	20
PANDHER, SUSAN K.	80,621	0
PANKRATZ, ERNEST TOMSON	91,795	300
PAPASIAN, YOLANDA	88,684	0
PREDES, LYS M.	120,779	41
PARHAR CHOCHAN, REENA	105,880	0
PARHAR HAER, SARINA	86,833	0
PARK, SANDRA	91,610	0
PARKER, RON	80,585	0
PARKER-JERVIS, LAURA ANNE	88,099	0
PARMAR, HARBINDER K.	86,548	194
PARMAR, SUKHVINDER RANI	91,341	0
PARR, CURTIS JASON	80,646	0
PARSONS, RENEE S.	87,904	0
PASSIER, MARIE JEANNETTE	80,440	0
PATAKI, PENNY K	87,055	0
PATAKY, SOIBAN	80,516	715
PATERSON, SHIRLEY ANN	87,421	0
PATRICK, KIMBERLY	88,300	1,639
PATRICK, RITA K.	87,121	0
PATRONG, LISA	86,840	0
PATTAR, GURJIT KAUR	86,469	21
PATTERSON, TINA CHRISTINE	87,157	1,783

# BOARD OF EDUCATION OF SCHOOL DISTRICT NO. 36 (SURREY)

## UNAUDITED SCHEDULE OF FINANCIAL INFORMATION REMUNERATION AND EXPENSES - EMPLOYEES For The Year Ended June 30, 2018

Schedule 4

NAME	REMUNERATION	EXPENSES
PATTON, LAUREE ALICE	80,239	0
PAUL, LAURA J.	85,181	0
PAULGAARD, STEVE	86,955	0
PAULHUS, JULIE ELIZABETH	87,094	0
PAWELCHAK, JAMES JEFFERY	75,282	0
PAYNE, GREGORY	91,112	0
PAYNE, STEPHANIE	80,437	0
PAYTON, ALISON JANE	86,185	0
PEACOCK, DOROTA	88,340	1,888
PEAKER, JUNE EDNA	87,082	0
PEARCE, JAMES G.	120,779	0
PEARSON, FIONA	84,860	0
PEARSON, KAREN F	79,218	992
PEDERSEN, CATHERINE L.	86,613	0
PEDERSON, CAROL J.	89,506	0
PEDERSON, KYLE LUKAS	87,121	255
PEELO, ANNA-MARIA	84,754	0
PEET, ERIN	86,540	0
PEET, TAMI	88,229	0
PEKOVA, PAULINA J.	105,880	159
PELECH, JUDIA L.	91,221	221
PELECH, MARC	89,044	0
PELOQUIN, JULIE	89,216	0
PENNEFATHER, SUSANNE	80,466	0
PENNER, CORINNE RAE	88,668	1,667
PENNER, DARRELL N.	80,575	365
PENNER, JERRY B.	87,094	0
PENNEY, VALERIE	80,585	0
PEREIRA NUNEZ, MARIA LOURDES	86,577	0
PEREZ, HEIDI A.	88,379	0
PEREZ-DINGLER, MARY FRITZIE	90,324	418
PERRY, JODIE ALENE	75,093	2,100
PERRY, KIMBERLY ELLEN	80,095	0
PETERS, ANGELA M	91,356	0
PETERS, RACHEL MARIE	75,813	0
PETERS, VALERIE L.	80,624	0
PETERSON, MARGO	87,015	0
PFLANZ, NATALIE	80,203	0
PHAN, JULIE	79,442	0
PHILLIPS, JON E.R.	87,121	41
PHILLIPS, JONATHAN B.	84,287	0
PHILLIPS, KERRI L.	80,646	0
PHILLIPS, SHANNON-LEE BARBARA	88,450	0
PHILLIPS, SHARON M.	86,605	300
PICHLER, MARGRITA LOUISE	87,243	0
PIELAK, KEVIN	88,272	214
PIKIOS, PANAGIOTA POTA	80,536	0
PILCHAK, JENNIFER KRISTINE	103,894	23
PILGRIM, WILLIAM E	80,610	0
PILLAY, SHARMILA	92,400	0
PINTO, JOHN R.	84,067	0
PINTO, KALI A.	90,233	0

# BOARD OF EDUCATION OF SCHOOL DISTRICT NO. 36 (SURREY)

## UNAUDITED SCHEDULE OF FINANCIAL INFORMATION REMUNERATION AND EXPENSES - EMPLOYEES For The Year Ended June 30, 2018

Schedule 4

NAME	REMUNERATION	EXPENSES
PIPER, GWEN M.	80,166	8
PITACCO, JOE	91,112	31
PLAETNER, MONICA	80,574	0
PLANK, HEATHER	86,718	0
PLANTE, MARJORIE H.	80,174	0
PLAYER, MARTI	109,638	84
POCOCK, CHRIS L.	88,896	30
POELZER, PAISLEY ELIZABETH	81,469	706
POETHKE, STEPHAN J.	92,442	0
POIRIER, NADIA LISA	91,534	0
POLANT, KATHLEEN R.	80,178	0
POLOK, TAMMY	86,680	0
POLUBINSKI, PATRICIA ANNA	88,351	0
POMONIS, MARTHA	86,486	0
POOLE, JENNIFER LYNN	88,338	4,933
POON, GARETH CHUANG	76,854	0
POONI, BALJIT K.	87,964	150
POONI, BALWINDER K.	88,379	0
POPE, GERI MICHELLE	86,655	0
POPE, ROXANNE MARIE L.	81,914	0
POPOWICH, GRANT	83,589	0
PORCELLATO, CARIN A	80,065	20
PORPACZY, JAMES ROBERT	88,456	171
PORPACZY, LYNNE D.	87,016	0
PORTER, LARRAINE L	82,799	0
PORTER, LISA MICHELLE	91,422	225
PORTER, NANCY I.	86,898	0
PORTER, NICOLE FRANCESCA	88,374	0
PORTMAN, AARON TROY	82,052	498
POST, NEDRA JON	88,300	696
POSTNIKOFF, VERNA	87,015	0
POTERYKO, GARY T.	86,218	0
POTERYKO, JASMINE MARIE	78,266	0
POTTIE, LAURA K.	87,121	0
POTTS, ERIN LYNN	105,880	8
POVEY, KIMBERLY SIMONE	75,452	0
POWELL, C. ROSS	97,250	0
POWELL, GORDON R	112,980	8,140
POWELL, NATHANAEL GORDON	96,109	0
POWELL, Y LYNNE	87,015	1,133
POWER, SHARON ROSE	88,340	5,468
PRASAD, JULI RANJEETA	80,621	0
PRASAD, RONALD RAVINDRA	96,904	0
PRENTICE, CATHERINE JOAN	78,001	1,145
PREVOST, MONIQUE KATHLEEN	83,211	0
PRICE, KRIS MICHAEL	78,737	0
PRICE, LESLIE G.	80,581	0
PRIZIO, ALBINA	89,297	0
PROKUDA, HEATHER D.	80,621	0
PROULX, KARIN LIANE	77,252	0
PUHARICH, ROBERT JOSEPH	88,379	423
PULICE-SMITH, CHRISTINA ANNE	82,141	225

# BOARD OF EDUCATION OF SCHOOL DISTRICT NO. 36 (SURREY)

## UNAUDITED SCHEDULE OF FINANCIAL INFORMATION REMUNERATION AND EXPENSES - EMPLOYEES For The Year Ended June 30, 2018

Schedule 4

NAME	REMUNERATION	EXPENSES
PUNJ, SUNITA	105,777	0
PUREWAL, JANICE	80,603	0
PUREWAL, JEETENDER PAL KAUR	88,025	0
PUREWAL, RONI	86,555	0
PURI, BALJIT KAUR	90,208	0
PURI, RAJ PAL	131,865	2,636
PYLATUK, ALLAN S.	80,549	697
QUAN, JAMES R.	87,043	0
QUAN, JEFFREY	87,197	0
QUASHIE, CHERYL L.	88,379	0
QUINN, RICHARD A.	89,216	0
RADCLIFFE, CANDACE A.	82,383	0
RADER, FRANK A.	82,608	3
RADMILOVIC, SONJA	88,339	6,860
RADONS, LAURA MARGARET	87,094	0
RAFTERY, SHANNON L.	79,402	0
RAI, KIRANDEEP KAUR	89,374	0
RAI, PAUL J	87,055	171
RAI, SATWANT KAUR	81,666	0
RAI, SUCHDEV ROB	134,080	13,206
RAI, SUKHVINDER	123,163	15
RAJALA, PAUL D.	80,575	492
RAJANI-SHANKAR, SHELINA	86,457	0
RAKKAR, HARDIP	80,766	0
RAMA, DALJEET	120,941	20
RAMIREZ, ADRIANA MARIA	82,678	0
RAMIREZ, TOSHA KIMBERLY D	81,882	0
RAMPERSAD, DEBBIE S.	80,585	0
RAMSAY, BEVERLEY	81,225	622
RAMSAY, KATHY	88,340	0
RAMSDEN, LORNA M.	87,719	0
RAMSDEN, MARGARET HEATHER	91,195	475
RANASURIYA, SWETHA RANMALINI	85,796	1,139
RANDHAWA, PARVEEN	89,018	13
RANDT, RITA M	80,143	0
RANU, BALJIT	131,865	2,640
RANU, RANBIR KAUR	75,589	0
RAPAPORT, ESA	88,213	0
RASHID, SHAHZIA	85,602	0
RASMUSSEN, JENELLE CALANTHE	78,747	0
RATCLIFFE, JEREMY NEAL	77,870	0
RATTAN, KULDEEP K.	87,093	0
RATZLAFF, DOUGLAS G.	113,163	79
RAWJI, FAIZEL	103,933	103
RAWJI, ZAHARA ABDULLAH	120,779	11
RAWLINGS, CHRISTA LYNNE	85,744	0
RAWLYNS, JOAN	80,039	0
RAYCROFT, MARIA	80,184	0
READ, DANIEL DALTON	91,659	0
REBER, AMANDA M.	75,237	2,036
REBSIJ, NICOLAS	87,373	0
REDDING, STEPHEN	120,779	12

# BOARD OF EDUCATION OF SCHOOL DISTRICT NO. 36 (SURREY)

## UNAUDITED SCHEDULE OF FINANCIAL INFORMATION REMUNERATION AND EXPENSES - EMPLOYEES For The Year Ended June 30, 2018

Schedule 4

NAME	REMUNERATION	EXPENSES
REDEY-NAGY, CSABA DAVID	88,356	26
REEVE, LYNDIA ROSE	160,514	23,101
REHNBLY, MARET L.	78,203	0
REICH, KATHRYN G.	84,870	0
REICHHARDT, NATASHA KELLINA LE	75,926	0
REID, ALEXANDER J	81,224	0
REID, GREG J.	92,668	0
REID, HEATHER L.	80,823	0
REID, LISA M.	87,944	0
REILLY-CLARK, KAREN J.	88,340	0
REIMCHEN, THERESA N.	83,865	0
REIMER, CAROLINE MARGARET	88,310	28
REIMER, CHRISTINE DEANNE	80,980	0
REIMER, JEAN PIERRE	78,622	10
REIMER, PETER ALDEN	90,496	0
REIMER, TRACY	87,108	0
REIMER, WENDY AILEEN	80,639	0
REITER, DENEEN A.	120,826	522
REITHAUG, SHARIE	84,918	0
REMEDIOS, FRANCIS A.	79,752	0
REMEDIOS, HUMBERTA MARIA	84,915	0
REMPEL, FRANCOISE	86,899	0
REMPEL, JONATHAN TODD	90,305	93
REIRE, BRIAN ROBERT	78,968	0
RESTA, ADDOLORATA	88,232	0
RETTIG, JUSTIN I.	87,121	0
RETTIG, MICHELLE D.	87,898	0
REYNOLDS, PAM VALERIE	89,926	229
RICHARDSON, LAURIE	113,269	2,033
RICKETTS-LINDSAY, MARILYN NICO	75,453	0
RICOU, LIANE	100,583	409
RIDDOCH, TRACEY	102,807	252
RIDINGTON, JUNIPER	87,100	375
RINES, WENDY L.	106,077	11
RITOSSA, IRENE	84,767	0
RIVAS, CHRISTOPHE	80,728	0
RIZZARDO, LORRAINE M.	87,055	0
ROBERT, WENDY	88,359	0
ROBERTS, ADAM CLARK	82,062	0
ROBERTS, ALITA LENA	86,273	0
ROBERTS, JULIE M	85,334	0
ROBERTS, NICOLE ANNE	80,593	217
ROBERTS, NOEL	87,015	0
ROBERTSON, STEVEN M.	90,086	94
ROBICHAUD, LORRAINE(DONNA) P.	86,610	20
ROBINSON, DAVID ANDREW	75,539	160
ROBINSON, JAMIE MICHELLE	87,141	0
ROBINSON, JENNIFER J.	88,917	0
ROBINSON, KELLY R.	88,597	0
ROBINSON, KRISTA ANNE	88,055	0
ROBINSON, LARA L	80,585	0
ROBINSON, REBECCA L.	90,979	0

# BOARD OF EDUCATION OF SCHOOL DISTRICT NO. 36 (SURREY)

## UNAUDITED SCHEDULE OF FINANCIAL INFORMATION REMUNERATION AND EXPENSES - EMPLOYEES For The Year Ended June 30, 2018

Schedule 4

NAME	REMUNERATION	EXPENSES
RODGERS, SHANNON R.	75,983	419
RODGERS, SHAUN	104,785	0
RODRIGUES, DANIEL J.	76,492	1,534
RODRIGUEZ, TAMARA J.	85,578	0
ROESLER, SHELLI	87,055	0
ROGAN, HELEN MARY	83,693	0
ROGERS, NICOLE L.	86,996	0
ROLLINS, ROSEMARY M.	92,582	0
ROMANCHYCH, CARLA A.	86,481	0
ROMAS, BRENT JOSEPH	80,610	0
ROMSWINCKEL, WILLIAM	96,950	0
ROODENRYS, BRIAN C	89,072	0
ROSS, JONATHAN AARON	80,410	2,574
ROSS, MELODY MORGAN	89,206	240
ROSS, SHAUNA	120,779	163
ROSS, ULI	85,051	0
ROSSI, CORINNE	86,845	0
ROSSI, JENNIFER STELLA	89,229	350
ROSTAD, FAITH	88,300	0
ROTH, ANGELA DENNAE	78,430	0
ROVA, LAURA ELIZABETH	86,660	0
RUNA, CHRISTIE GRACE	79,612	0
RUSKOWSKI, SHANNON L.	87,117	0
RUSSELL, CRISTINA RAE	77,452	0
RUSSELL, DANICA T.	87,082	0
RUSSELL, DARIEN L.	120,779	0
RUSSELL, KARMA	87,015	0
RUSO, NATALIA N.	87,120	0
RUTHERFORD, CHERYL	120,530	336
RUTLEDGE, HEIDI	81,143	0
RUTLEY, RONALD	90,431	0
RYAN, EILEEN	87,082	0
RYAN, RICHARD K.	199,883	35,825
RYAN, TRACY G.	82,779	0
SABARRE, ANTHONY IAN	79,638	89
SABO, ROBERT	75,586	0
SADHRA, KIM	113,163	120
SAHOTA, HERMINA KAUR	78,586	0
SAHOTA, KAMALJIT KAUR	80,476	0
SAHOTA, KERIN	87,094	0
SAHOTA, KULDIP S.	88,312	0
SAHOTA, PARMJIT	87,056	0
SAHOTA, PARWINDER K.	120,709	136
SAHOTA, RENEE RAVINDER	79,030	0
SAINI, JAYA LAKSHMI	89,038	0
SAITO, TINA E.	105,744	113
SALEHZADAH, ROIN AHMAD	82,447	195
SALL, SHARONJIT KAUR	91,397	0
SAM, LEANNE D.	87,082	0
SAM, THERESA IRENE	80,574	0
SAMPSON, BRENDA	91,337	0
SAMRA, BALVINDER	118,949	196



# BOARD OF EDUCATION OF SCHOOL DISTRICT NO. 36 (SURREY)

## UNAUDITED SCHEDULE OF FINANCIAL INFORMATION REMUNERATION AND EXPENSES - EMPLOYEES For The Year Ended June 30, 2018

Schedule 4

NAME	REMUNERATION	EXPENSES
SAMRA, PERDEEP PAUL SINGH	88,349	0
SAMRA, RAJVINDER K.	83,393	0
SAMSON, ERNEST JOHN	116,107	0
SANDHER, KAMALDEEP	77,938	0
SANDHU, AMANDEEP KAUR	91,397	0
SANDHU, ANTERPREET KAUR	77,025	0
SANDHU, CHRISTINA AMRIT	77,283	0
SANDHU, GURJIT	87,061	0
SANDHU, JESSY JASPAL	77,813	0
SANDHU, KANWALJIT KAUR	88,750	0
SANDHU, MARIK SINGH	85,545	223
SANDHU, PAM	88,351	0
SANDHU, PARMINDER KAUR	84,300	577
SANDHU, SATNAM	80,587	0
SANDVE, GLEN M.	86,651	319
SANDVOSS, SIBYLLE E	86,189	0
SANGHA, HARMALE SINGH	86,620	371
SANGHA, KULWINDER KAUR	85,765	0
SANGHA, MANVINDER KAUR	82,948	0
SANGHA, RUPINDER K.	88,793	0
SANGHERA, NAGINDER	93,317	0
SANGHERA, PAVENJEET KAUR	87,987	0
SANGHERA, RAJNUP	88,351	0
SANGHERA, SURINDER K.	87,094	0
SANTORO, ERIN SUZANNE	87,121	0
SAPIC, MICHEAL	88,319	18
SARKOZI, SANDRA L.	80,610	0
SARMENTO, GLORIA	143,633	15,460
SARMENTO, PAULO	129,743	45
SATO, CLAYTON PAUL	80,440	0
SAUDER, AZITA SARAH	82,287	0
SAVOIE, LYNN	88,340	4,516
SAVORY, J. ANDREW	80,899	0
SAVORY, NAVSHINA	113,163	2,424
SAWATZKY, DONALD	92,210	0
SAWATZKY, KARI A.	86,685	0
SAWATZKY, PETER	88,340	0
SAYSON, BEATRICE	120,940	122
SCALETТА, PAULO JOSEPH	80,611	0
SCALLION, NICOLE MARIE	75,136	0
SCARLETT, PERRIE	82,222	0
SCHEER, JEANETTE MARIE	86,933	0
SCHELL, RONALD WM.	91,828	0
SCHELLENBERG, BEVERLEY A.	87,137	0
SCHELP, LORILEE JANETTE	80,637	0
SCHEMBRI, JANIS D	80,821	0
SCHEUER, MELANIE EMMANUELLE	91,765	67
SCHIEVE, BRENT K.	91,696	249
SCHMIDT, AMANDA BRIE	80,621	0
SCHMIDT, FERNANDA	87,082	0
SCHMIDT, MICHELLE K.	146,294	14,160
SCHMIDT, REGEN KENNETH	117,771	0

# BOARD OF EDUCATION OF SCHOOL DISTRICT NO. 36 (SURREY)

## UNAUDITED SCHEDULE OF FINANCIAL INFORMATION REMUNERATION AND EXPENSES - EMPLOYEES For The Year Ended June 30, 2018

Schedule 4

NAME	REMUNERATION	EXPENSES
SCHNARE, SARAH J	87,102	233
SCHOER, JOANNA	86,649	0
SCHOLTENS, GREGORY JEROME	96,190	0
SCHOUTEN, P. JERRY	90,059	0
SCHRADER, VICKI LYNN	90,925	218
SCHRAG, LISE	120,824	200
SCHUMANN, ROBERT C	92,243	2,516
SCHWAB, KERRY L.	89,266	16
SCOTLAND, MARILYN P	87,015	0
SCOTT, BRANDI L.	87,295	0
SCOTT, CHRISTINA A.	81,340	0
SCOTT, COLLEEN L.	77,348	0
SCOTT, KATHLEEN	80,585	0
SCOTT, MICHAEL	88,272	0
SEBELA, JENNIFER ELIZABETH	87,517	0
SEGUIN, MATTHEW	88,379	0
SEKHON, JASBIR	86,583	0
SEKHON, RAJINDER KAUR	87,359	0
SEMREN, STEVE STIPO	92,399	254
SENGARA, GIA	87,481	0
SENICKI, CARLEY ANNE	88,379	3,016
SENKLER, GAIL	79,748	0
SEO, JAMIE YOUNGMI	83,129	0
SEREDA, CATHERINE MARGARET	173,297	14,666
SERIZAWA, MARIKO	84,847	0
SETO, LAURETTA J.	85,317	0
SETUN, ALENA	88,351	0
SEWARD, CHERYL KAEI	87,971	0
SEXTON, COLIN	89,112	0
SEXTON, COLIN W.	80,636	0
SHAH, JASVINDER-KAUR	98,825	0
SHAIKH, ALTAF	84,890	0
SHAM, TIN WAI	96,331	2,892
SHAMS, FARAHNAZ	80,089	0
SHARMA, KAVITA	109,638	89
SHARMA, MONIKA	86,910	0
SHARMA, MUNILE KUMAR	93,435	359
SHARMA, SADHNA	83,058	93
SHAW, CORRIE R.	88,331	0
SHAW, DUNCAN H.	86,611	0
SHAW, MARCIA	87,171	0
SHAW, TAUNYA	88,379	1,387
SHEAFF, ERIN ELIZABETH	84,541	0
SHEARS, TYLER JAMES	75,655	0
SHEFFIELD, ROBERT F.	86,075	0
SHEFFIELD, STEPHEN R.	91,142	0
SHELDEN, JANICE L	91,551	0
SHEN, GORDEN HE	87,113	0
SHEPHERD, CHRISTINE	120,708	33
SHERART, GREGORY L	76,945	3,408
SHERGILL, BHUPINDER KAUR	107,069	37
SHERGILL, SUKHJIWAN SINGH	99,312	5,811

# BOARD OF EDUCATION OF SCHOOL DISTRICT NO. 36 (SURREY)

## UNAUDITED SCHEDULE OF FINANCIAL INFORMATION REMUNERATION AND EXPENSES - EMPLOYEES For The Year Ended June 30, 2018

Schedule 4

NAME	REMUNERATION	EXPENSES
SHERIDAN, CRAIG R.	87,055	0
SHERLEY, CATHERINE ANNE	80,589	0
SHEWCHUK, CHERYL	87,043	0
SHIER, KATHY	113,395	97
SHIU, DANIEL	92,789	0
SHONKI, JASWINDER KAUR	87,112	0
SHOOK, ANDREW D.	122,140	0
SHORTRIDGE, LEANNE MARIE	80,686	0
SHUM, ALVIN CHI LUN	75,360	165
SHUTO, KELLY ELIZABETH	85,853	0
SIDHU, CHERYL	83,629	0
SIDHU, GURINDER RABIN	86,210	0
SIDHU, HARINDER	76,017	0
SIDHU, JASVIR K.	84,288	0
SIDHU, SANDY JASMINE	87,169	0
SIEBERT, DWIGHT	87,715	0
SIEMENS, RON	89,084	0
SIGOUIN, LYNEA CHERYL ANN	75,581	0
SIHOTA, NAVJOT SINGH	80,466	0
SIKIC, SUSAN IRENE	78,162	0
SILVERSIDES, JANE O.	80,179	0
SIMMERS, JAMES ALEXANDER	88,590	9
SIMMONS, SHELLEY KATHERINE	80,724	0
SIMMS, STEVEN WAYNE	99,125	0
SIMON, ALAN L.	115,661	0
SIMPSON, ELIZABETH	120,824	98
SINCLAIR, KIM	86,920	17
SINGER, LISA M	84,938	59
SINGH, JASVINDER K.	89,216	0
SINGH, MANU	85,521	0
SINGH, MONICA	80,622	12
SINGH, MUNDEEP NIKKI	87,722	0
SINGH, RAJWINDER K.	87,082	0
SINGH, SUMINDER	95,347	0
SINGHERA, GURSHARAN S.	124,675	0
SINGHERA, RAJNI	76,017	0
SIPOCZ, CARLA DENYSE	87,062	327
SIRIANNI, CAROL ELLEN	90,276	3,098
SKINNER, ANDREA NICOLE	86,286	0
SKJAVELAND, DEANN A	81,493	0
SKJONHALS, NANCY L.	89,060	0
SKOBLA, ROBERT	86,287	0
SLADE, GLENN	88,709	0
SLADE-KERR, GAVIN A.	88,312	0
SLADEK, CINDY MARY-HELEN	79,771	0
SLOBACK, GAIL	86,579	0
SMAILL, SOPHIA	87,137	0
SMALLEY, ROBIN	131,865	228
SMITH, ANNE	120,301	79
SMITH, BARBARA JOAN	85,920	0
SMITH, BRIAN E	87,062	601
SMITH, CHRISTINA MICHELLE	90,539	0

# BOARD OF EDUCATION OF SCHOOL DISTRICT NO. 36 (SURREY)

## UNAUDITED SCHEDULE OF FINANCIAL INFORMATION REMUNERATION AND EXPENSES - EMPLOYEES For The Year Ended June 30, 2018

Schedule 4

NAME	REMUNERATION	EXPENSES
SMITH, DAVID LOWELL	80,589	0
SMITH, DIANNA LYNN	79,939	0
SMITH, GARY RUSSELL	80,591	0
SMITH, GRESHAM	87,934	219
SMITH, IVANA JANA	86,898	0
SMITH, JANICE K.	117,524	2,258
SMITH, KELLY LYNN	76,502	0
SMITH, KEN	96,331	535
SMITH, KIRSTEN LEE	87,121	0
SMITH, LAUREL LISA	88,348	0
SMITH, MARGUERITE	87,083	0
SMITH, MARIANNE E.	86,227	0
SMITH, MELANIE SUSANNE	87,798	0
SMITH, MICHELLE L.J.	79,389	0
SMITH, REBECCA ANNE	81,668	0
SMITH, REG	101,534	205
SMITH, SCOTT DAVIS	93,926	3,841
SMITH, SHONAGH	89,043	0
SMITHSON, DOROTHY L	80,611	0
SMOLAR, LEAH SUSAN	77,603	27
SNEAD, JODI P.	90,177	0
SNOW, WILLIAM	82,450	0
SNYDER, REGAN C.	86,256	0
SO, ERIC NICK	81,347	0
SODHI, RAVINDER KAUR	88,383	0
SODHI, SANDIP K.	88,213	0
SOKOLOSKI, STUART A.	88,426	0
SOL, JACOB	128,747	6,796
SOLARI, SERGIO	77,641	0
SOMAL, HARKIRAN KAUR	87,092	0
SOMERS, FRED WILLIAM	79,201	284
SOMERTON, JANINE	80,754	0
SOMMERFELD, KATIE EVA	77,759	0
SOO, SUSAN	76,899	0
SORGE, COURTENAY JILL	76,985	0
SORKHOU, HAMID	89,093	123
SOUDER, TERESA J.	120,708	31
SOUSA, CAROLYN UNA	86,386	594
SOUTHWELL, JASON LAWRENCE	89,139	0
SOWERBY, JOHN	87,198	101
SPAIN, JENNIFER N.	83,656	0
SPEAK, MICHAEL ROBERT	75,644	0
SPECOGNA, NATALIE ELIZABETH	87,055	0
SPEECHLEY, KEELY	88,554	0
SPELLER, NETONIA	85,725	0
SPENCER, GENIENE I.	80,178	0
SPENCER, KAELA	94,838	35
SPENCER, NOTA L.	89,196	1,182
SPENCER, SHANNON NANCY K.	85,020	10,296
SPERLING, RYAN JOSEF	93,995	0
SPOOR, WENDI M.	87,516	0
SPRIGGS, BARRY	96,854	2,577

# BOARD OF EDUCATION OF SCHOOL DISTRICT NO. 36 (SURREY)

## UNAUDITED SCHEDULE OF FINANCIAL INFORMATION REMUNERATION AND EXPENSES - EMPLOYEES For The Year Ended June 30, 2018

Schedule 4

NAME	REMUNERATION	EXPENSES
SPRUYT, WILLEM CHRISTIAN	88,300	162
SRAN, KARMJIT	87,094	0
ST. CYR, JACQUELINE LIANNE	81,470	0
STACEY, SANDRA W	122,373	34
STALKER, MARGARET K	80,438	2,909
STANCZYK, HALINA	83,618	150
STANGER, CHRISTOPHER	127,651	3,712
STANGER, KERI	105,876	255
STARK, SHELLEY L	96,656	1,570
STARKEY, ANDREW Q	87,043	0
STARR, SHERRY LEE	82,169	0
STATNYK, KELLY	84,909	140
STEA, MICHELE	88,443	0
STEBBING, DIANNE E	79,115	0
STEEVES, TRACEY	80,209	29
STEMLER, OWEN L.	87,729	0
STEPHENSON, JULIE	96,605	2,163
STEPHENSON, RICH	87,102	0
STEVENS, CHRISTY ELIZABETH	85,794	300
STEVENSON, GREGORY H.	118,156	0
STEVENSON, MICHELLE L.	88,379	0
STEWART, GRAEME RODNEY	86,957	0
STEWART, KENJI	85,020	0
STIANSEN, SHELLEY	86,677	0
STICKLEY, MICHAEL R	129,087	126
STIPP, STEFAN R	110,383	862
STOCK, JOAN	92,480	0
STOCKDALE, KEVIN WALTER	80,178	426
STOCKLI, TAMELA LEAH	75,536	0
STOKLOSSA, KRISTA RAJIT	80,646	0
STOLZ, CHRIS H.	88,322	0
STORSLEY, GARRY W.	88,720	469
STORSLEY, RODNEY D.	86,898	0
STOVERN MOLOCI, PATRICIA E.	80,621	0
STRACHAN, DOUGLAS FRANK W.	105,749	3,060
STRAIN, KEN T.	92,872	1,090
STRAUSS, DEREK	113,163	2,224
STREIBEL, KAYLIE JEAN	92,371	0
STRILIVE, CORINA LYNNE	87,084	0
STROH, SHAWN ROBERT	82,245	88
STUART, ANGUS	88,272	1,258
STUBBINGS, RYAN R.	80,621	0
STUBBINGS, TAMMY J.	112,770	20
STUMPF, TINO M.	86,084	0
STURE, JULIE ANNA	77,930	0
STURN, DANA	100,803	0
STURN, KIMBERLY	87,082	0
STUSIAK, BRIANNA MARIE	111,766	0
STYFFE, IVY	79,761	0
SUBJECT, STEPHANIE ELIZABETH	82,324	328
SUCCAMORE, SANDRA Y.	87,082	226
SUCHYNSKY, DONALD M.	87,043	0

# BOARD OF EDUCATION OF SCHOOL DISTRICT NO. 36 (SURREY)

## UNAUDITED SCHEDULE OF FINANCIAL INFORMATION REMUNERATION AND EXPENSES - EMPLOYEES For The Year Ended June 30, 2018

Schedule 4

NAME	REMUNERATION	EXPENSES
SUJAN, MANJIT S	88,158	139
SULL, KULWANT K.	80,604	0
SULL, RABINDER	121,384	0
SULLIVAN, SHEILA	84,978	0
SUMMERFIELD, KATHLEEN J.	92,371	4,053
SUTTER, BRENT	88,312	0
SUTTON, CRAIG LYLE	87,083	1,529
SVAB, MARY-LOU J.	84,878	0
SVEINSON, JEANETTE ELAINE	120,779	266
SVEINSON, KRISTY A.M.	87,121	0
SVELANDER, SCOTT	87,201	0
SWADDLING, JEFF	91,124	0
SWADDLING, STEVE	86,898	0
SWANSBURG, ABBY ELISE	103,735	1,391
SWEENEY, MICHAEL PATRICK	109,903	27
SWISTAK, NORMAN	91,916	0
SWITCH, CHRISTIE ELIZABETH	79,443	0
SY, NICOLE L.	84,593	0
SYBERG-OLSEN, JENNIFER LYNN	80,646	29
SYKES, RANDIE SAMANTHA	81,326	0
SYMS, CHRISTINE A	80,585	0
SYROID-BLOCK, JANE TAMMY	88,351	0
TAANK, RAJESHREE	86,649	0
TADDEI, ROBERT JOHN	95,476	0
TAGMANN, CHRYSTAL ANN	80,246	0
TAIT, BRAD R.	113,163	91
TAIT, BRIAN	124,838	86
TAKEMOTO, SHIRLEY A.	80,466	29
TAKHAR, KAMALJIT K.	80,585	0
TAMBOLINE, ROBERT A.	112,583	0
TANINO, REIKO LEIGH	91,179	0
TARNOWSKI, JENNIFER D.	121,364	3,319
TATOMIR, DEBRA	77,408	0
TATTAM, BRIAN DAVID	91,183	0
TAVARES, WENDY A.	87,121	0
TAYLOR, CHRIS J.	87,121	0
TAYLOR, CHRIS S.	86,218	0
TAYLOR, MONIKA LYNNE	87,121	0
TAYLOR, PAUL	120,895	124
TAYLOR, R. PATRICK	80,184	0
TESCH, GERALD R.	87,018	0
TESSAROLO, LAURESSA A.	91,350	0
TESSIER, CRAIG A.	92,411	1,241
TEVELY, ALAN B.	88,320	1,408
THACHUK, DAN	88,239	489
THALAGALA, YAMUNA N	87,054	0
THATHAR, HARINDER KAUR	87,124	0
THEDERAHN, MICHAEL C.	90,368	0
THIBault, ANGELE S.	87,156	0
THIESSEN, ROBYN	86,934	0
THOM, STEPHANIE	87,055	0
THOMAS, RENEE A.	93,944	0

# BOARD OF EDUCATION OF SCHOOL DISTRICT NO. 36 (SURREY)

## UNAUDITED SCHEDULE OF FINANCIAL INFORMATION REMUNERATION AND EXPENSES - EMPLOYEES For The Year Ended June 30, 2018

Schedule 4

NAME	REMUNERATION	EXPENSES
THOMPSON, PAUL F.N.	92,466	160
THOMSON, CHRISTINE KAY	77,516	0
THOMSON, KELLY R.	141,038	4,245
THORNTON, HEIDI ANN	87,094	0
THORNTON, JENNIFER LYNN	86,465	0
THORNTON, KURT T.	88,339	0
THORNTON, SHERI L.I.	87,082	0
THORNTON, TIMOTHY G.R.	87,121	0
TIFENBACH, TRACY	91,385	42
TILTON, ANGIE DEVON	80,197	0
TINANT, KERRY ANN	86,182	5
TINGSTAD, KATERINA	87,958	0
TINNEY, JORDAN	281,018	59,441
TITO, SHANNON	88,301	0
TO, DANIEL M.L.	117,524	4,559
TODD, ANDREA CHELAN	87,500	0
TODHUNTER, KIM DENISE	87,082	0
TOEWS, LYNDA	83,485	0
TOKAR, EUGENE G.	80,585	0
TOKAWA, LESLEY J	86,985	0
TOME, LISA MARIANNE	87,873	0
TONG, BEN	97,983	33
TONIOLO, LINDA CECILE	75,142	0
TOOR, BEANT KAUR	75,810	16
TOOR, HARPREET KAUR	95,590	0
TOOR, KULWANT S.	87,055	0
TORRIE, NICOLE	88,300	30
TOTH, LEANNE MARGARET	80,647	0
TOURAND, ROBERT	80,574	0
TRACEY, MEGHAN LEIGH	75,577	0
TRAINOR, PATRICE	94,538	2,052
TRAN, LIEN	88,351	0
TRASK, SHERYL F.	86,906	200
TREHEARNE, KELLY SHANNON	81,711	58
TREMBLAY, PETER	83,442	0
TREVELYAN, CHRISTOPHER JAMES	80,621	0
TREVELYAN, LEA MAE	88,376	0
TRINH, THU HOA WENDY	80,646	38
TRUJILLO, ANA-SOFIA	92,441	20
TRUONG, DIEM T.	90,410	0
TSANG, DANNY	94,392	0
TSUI, ANDREW CHUNG YAT	84,917	0
TUEY, HARRIET M	77,359	0
TURCOTTE, TYRONE	80,610	0
TURKINGTON, CAROLYN CHRISTEL	78,004	83
TURNER, ANN	116,143	0
TURNER, CLAIRE LOUISE	110,148	1,329
TURNER, DAN	145,598	13,193
TURNER, JOHN DALTON	78,668	0
TURNER, SHERYL D.	87,082	25
TURNQUIST, JOHN WM	87,196	0
TYLER, PENNY	86,991	0

# BOARD OF EDUCATION OF SCHOOL DISTRICT NO. 36 (SURREY)

## UNAUDITED SCHEDULE OF FINANCIAL INFORMATION REMUNERATION AND EXPENSES - EMPLOYEES For The Year Ended June 30, 2018

Schedule 4

NAME	REMUNERATION	EXPENSES
TZINGOUNAKIS, DIANE A.	88,948	0
UCHIDA-HICKS, ADELAINE HIJIRI	78,291	0
UHRICH, MIRANDA JEWEL	78,559	0
UNO, KYLE	105,749	2,148
UNRUH, DAWN JODIE	78,862	0
UNRUH, JEFFREY	86,643	0
UPEX, MARIAN C.	88,300	0
UPPAL, JAGPAL SINGH	89,241	0
UPPAL, JASWINDER	88,101	3,834
UPPAL, KULJIT	80,720	0
UPPAL, SUNDEEP SINGH	91,426	359
URSU, ELENA	87,865	0
UTSUNOMIYA, JESSICA RAE	80,419	0
VAIRO, CARMELINA A	88,312	0
VALENTE, BRENT D	80,941	0
VALERA, VIMLESH I.	117,620	2,450
VALI, PORYA	78,631	21
VALLI, ALBERTO	80,585	0
VAN ALSTINE, DAN SCOTT	85,387	0
VAN BEEK, MARIE A.	85,778	0
VAN DER GRAAF-BODNER, WENDY	88,312	0
VAN DER PUTTEN, SONJA AICHA	75,649	0
VAN DYK, ANN	89,084	178
VAN GARDEREN, AMANDA E.	89,051	0
VAN HALST, WALTER	88,228	0
VAN HULSENTOP, BRENT BART	91,584	0
VAN IEPEREN, CHRISTY-LYNN	79,865	0
VAN NIEKERK, KATHLEEN	85,187	0
VAN NIEKERK, LORI KATHERINE	80,647	23
VAN OS, DAVID	88,272	0
VAN RYSWYK, DIANE Y.	84,830	0
VAN SANTEN, CHANTAL N.	80,628	0
VAN SPAENDONK, DIRK J	96,532	4,274
VAN VUGT, GREG	88,866	35
VAN WEERDEN, ANITA	87,074	0
VAN WERMESKERKEN, ALISON L.	86,400	23
VANDENBERG, MICHAEL H.	87,082	0
VANDENBERG, NADINE M	87,101	0
VANDERARK, DARRYL JOHN	86,915	231
VANDEVYVERE, COLIN ANSON	77,451	0
VANDOP, KEVIN H.	82,632	38
VANIK, MARCI C.	87,658	0
VANSTONE, JORDAN CAMERON	114,528	0
VANTEUNENBROEK, MONIQUE E.	87,043	0
VARGA, ERIN MARIA	80,647	0
VARGHESE, ANNIE M.	113,163	158
VASQUEZ, CESAR R.	112,899	0
VASS, SARAH MICHELLE	86,278	0
VAUGHAN, ELAINE MARIE	86,688	0
VAUGHAN, JEFFREY PETER	88,379	170
VENDRAMIN, ANTONIO	128,882	9,140
VERKAIK, ANDREW DAVID	87,125	0



# BOARD OF EDUCATION OF SCHOOL DISTRICT NO. 36 (SURREY)

## UNAUDITED SCHEDULE OF FINANCIAL INFORMATION REMUNERATION AND EXPENSES - EMPLOYEES For The Year Ended June 30, 2018

Schedule 4

NAME	REMUNERATION	EXPENSES
VERMA, ANU	86,816	0
VERNON, HEATHER A.	88,393	0
VERVAET, JONATHAN ALLEN	109,880	83
VETO, PAULINE J.	91,731	78
VICK, AARON	88,384	0
VIEIRA, KAREN MARGARETE	85,717	0
VILIO, MARIE K	86,957	0
VILIO, MARK R.	87,082	0
VILIO, MICHAEL S.	88,340	0
VILLENEUVE, LAURA J.	87,121	0
VILLENEUVE, LEANNE	87,085	0
VINCENT, LAURIE	87,055	0
VINCENT, LEAH	86,255	0
VINCIGUERRA, ROBYN L.	87,121	0
VIRK, BHEPINDER K.	86,986	0
VIRK, LUCKY	85,041	0
VIVANCO, TRACY ANN	86,243	59
VIZVARY, JOSEPH	89,176	0
VOGSTAD, KELLI A.	120,340	0
VOLPE, ESTER	90,127	0
VOROS, GEORGE M.	75,438	23
VRABEC, ALEXANDRA V.	88,379	0
VRIEND, LEANNE K.	87,055	0
VUILLEUMIER, SEAN CHARLES	80,646	0
VUKAJ, SUZANA	96,763	0
WAKELIN, CHRISTOPHER ALAN	90,359	0
WAKELIN, KAREN Y.	84,915	0
WALIA, NARINDER K.	101,098	45
WALISZEWSKA, MIROSLAWA A.	78,487	0
WALKER, ANDREA ELIZABETH	86,034	0
WALKER, CYNTHIA L.	84,601	0
WALKER, DIANA	98,528	22
WALSH, CARLA KRISTEN	117,199	3,249
WALSH, NATHALIE	84,157	0
WALSHE, ROBERT MICHAEL	90,168	0
WALTON, CHRISTOPHER P.	87,082	0
WANG, SANYEE S	87,912	300
WARD, JAMES COLLIER	87,121	0
WARDLE, CRAIG RICHARD	80,326	0
WARDLOW, HILARY LORRAINE	86,242	233
WARKENTIN, CATHY	87,026	0
WARKENTIN, DENICE JAYNE	83,330	0
WARNER, SHERRI D.	78,623	0
WARNOCK, LISA MARIE	87,106	0
WARNOCK, RAY	87,094	0
WAROWAY, JAIME LEIGH	80,219	0
WARREN, ANNA M.	88,340	102
WARREN, DANIELLE JOY *	82,742	42,464
WASMUTH, PHIL A	87,093	0
WASON, SHELLEY R	87,082	0
WATKINS, MIKE DAVID	88,380	0
WATSON, JOANNE	77,979	0

# BOARD OF EDUCATION OF SCHOOL DISTRICT NO. 36 (SURREY)

## UNAUDITED SCHEDULE OF FINANCIAL INFORMATION REMUNERATION AND EXPENSES - EMPLOYEES For The Year Ended June 30, 2018

Schedule 4

NAME	REMUNERATION	EXPENSES
WATSON, PATRICIA H.	80,726	0
WATSON, WENDY	86,466	0
WATT, LORRIE M.	80,549	0
WEBBER, JAMES RAYMOND	87,043	583
WEBBER, THERESA VICTORIA	82,512	20
WEBER, REBECCA	87,121	0
WEBSTER, BRENDA L.	82,575	0
WEBSTER, VICKI L.	86,589	0
WEIGEL, CHRISTIE S.	85,954	0
WEIR, ROBERT JAMES	85,481	0
WEISINGER, FRANZ A.	80,628	0
WEISS, JOSHUA B.	88,164	0
WEISS, LORI-ANN	80,750	0
WEITZEL, CYNTHIA GRACE	87,043	275
WELCH, ALFRED J.	83,118	0
WELDON, CYNTHIA	113,163	2,499
WELLINGTON, TANNER CARY	91,439	0
WELLS, STEPHANIE E.	86,736	0
WENSINK, DARREN J.	86,650	0
WEST, CRAIG RUSSELL	76,624	0
WEST, MARK ANTHONY	76,144	1,026
WESTPHAL, MATTHEW JOSEPH	79,568	0
WHEELER, MARTIN THOMAS	88,022	0
WHILE, DONNA J	86,985	0
WHINTORS, NEVA	86,904	0
WHITE, COLLEEN E.	85,904	0
WHITE, MATTHEW ALLAN	80,328	0
WHITE, PATRICE A.	75,922	255
WHITE, SEAN M.	87,082	0
WHITESIDE, JANET	87,055	0
WHITHAM, ROBERT	113,163	129
WHYTE, SUSAN J	120,895	5
WICK, KELLY	87,085	0
WIEBE, BRENDA	80,585	20
WIEBE, HAROLD V.	80,593	0
WIEBE, JOHN GORDON	87,245	367
WIEBE, KAREN M.	87,696	0
WIEBE, TIMOTHY JOEL	77,545	1,629
WIEGERT, JENNIFER	89,840	490
WILCOX, BARRY F	91,254	0
WILCOX, CHRISTINE TRACY	82,849	0
WILES, NICOLE A	80,196	0
WILKE, LINDA	80,647	0
WILKERSON, KRISTEN	75,275	227
WILKIE, DONA	89,364	105
WILKINS, DEBORAH E	86,986	3,531
WILKINSON, JASON ANTHONY	85,909	1,308
WILLEMS, ELISABETH	82,149	0
WILLIAMS, DIANA R	87,770	0
WILLIAMS, JEFF	90,140	0
WILLIAMS, SHELLEY	80,647	3,481
WILLIAMSON, LEZAH L.	83,904	0

# BOARD OF EDUCATION OF SCHOOL DISTRICT NO. 36 (SURREY)

## UNAUDITED SCHEDULE OF FINANCIAL INFORMATION REMUNERATION AND EXPENSES - EMPLOYEES For The Year Ended June 30, 2018

Schedule 4

NAME	REMUNERATION	EXPENSES
WILLING, SANDRA LOUISE	86,926	17
WILLOUGHBY, ANDREA D.	81,742	0
WILSON JOCK, JENNIFER L.	120,708	63
WILSON, DANIEL EARL	81,127	0
WILSON, HARMONY S.	88,379	0
WILSON, JANA	75,602	97
WILSON, JOANNA L	87,055	0
WILSON, LINDA	87,018	23
WILSON, R. ARNIE	87,083	0
WIN, GRACE E.	86,557	0
WINFORD, AMY CHRISTINE	81,270	0
WINKLER, DENNY ANTHONY	85,788	0
WINSTONE, DOROTHY SZE MAN	85,057	0
WINSTONE, SCOTT WESLEY	80,645	0
WINTERS, CINTHA	76,008	541
WITTAL, GRANT BRUCE	78,817	0
WITTENBERG, AMBERLY MARIE	106,569	1,324
WOLFE, MICHAEL ARTHUR	88,584	0
WOLOSHEN, SONYA	84,753	0
WONG, DAVID	87,094	0
WONG, DONNA M	88,181	0
WONG, ELAINE H.	87,121	29
WONG, GORDON	80,585	0
WONG, JUDY	87,015	0
WONG, MADELINE	91,428	0
WONG, MANDY KATHERINE	80,646	0
WONG, NICOLE S.	86,862	0
WONG, PAULINE	80,440	0
WONG, PHILIP	88,988	0
WOO, MAY C.	87,094	0
WOO-SIMARD, ELIZABETH	87,833	0
WOOD, ELIZABETH MARY	90,617	0
WOOD, HEIDI	88,340	2,093
WOOD, JODI L.	87,094	0
WOOD, MICHAEL ROY	81,296	0
WOODBURN, SHARON ISABEL	161,801	9,112
WOODS, LINDA	84,875	0
WORSLEY, GREG	87,172	346
WORTHING, MAUREEN	80,358	0
WRIGHT, TRACY L.	80,585	0
WROTONIAK, CRAIG NELSON	91,460	0
WU, BEHIRA BEE	79,595	189
WYATT, DEBORAH A.	84,919	0
WYLIE, JENNIFER PATRICIA	88,205	0
WYNNE, JOHN E.	80,574	0
WYNNE, KAREN	87,015	0
YAHN, SUZANNE TRACEY	87,900	123
YAKUBOWSKI, DONNA JEAN	88,272	0
YAMZON, CARMELA SARMIENTO	86,459	0
YANIV, EHUD	86,643	0
YANIV, REBECCA	79,516	0
YAU, ANGELA EUN-JU	82,740	0

**BOARD OF EDUCATION OF SCHOOL DISTRICT NO. 36 (SURREY)****UNAUDITED SCHEDULE OF FINANCIAL INFORMATION  
REMUNERATION AND EXPENSES - EMPLOYEES  
For The Year Ended June 30, 2018**

Schedule 4

NAME	REMUNERATION	EXPENSES
YEE, SUSANA	87,082	0
YEN, SANDRA	80,440	0
YEWCHUK, SCOTT	78,881	0
YIN, JOY YEN-CHIN	87,128	308
YIP, KA LAI KELLY	81,630	0
YIP, SUSAN DIAHANN	93,100	45
YOKOTA, DEANNA LURI	87,094	0
YOO, DENNIS SANG WON	91,894	0
YOO, TAIUS	87,082	1,644
YOSHIDA, A. JEAN	85,764	14
YOUNG, MARION	86,367	20
YOUNG, MICHELLE ELIZABETH	94,435	0
YOUNG, SALLY M	90,140	0
YOUNGER, WENDY L.	80,583	16
YUNG, DARREN	89,152	0
ZABOYSKY, STACY ANN	79,622	0
ZADEIKS, ANDREW J	109,010	0
ZALAMEDA, ORLANDO R.	79,872	0
ZALINKO, LARA JEAN	82,576	10
ZALKOWSKY, KELLY	76,863	3,155
ZAMMA, ARLEY BELLE	104,583	0
ZANATTA, SILVIA	78,136	0
ZEBROFF, YVAN	78,797	72
ZEELENBERG, SYLVIA J.	87,055	0
ZENTNER, SARA A.	87,035	0
ZIOLKOWSKA, AGATA	88,378	0
ZUK, LINDA G	84,952	0
ZUKEWICH, TASHA KAY	91,389	0
ZVI, GALLIT	107,185	51
TOTAL FOR EMPLOYEES WHOSE REMUNERATION EXCEEDS \$75,000.00	234,848,386	1,182,179
TOTAL FOR EMPLOYEES WHOSE REMUNERATION IS \$75,000.00 OR LESS	285,128,660	671,056
TOTAL REMUNERATION TO ELECTED OFFICIALS	241,262	39,755
TOTAL REMUNERATION AND EXPENSES	520,218,309	1,892,989

Note: \* Includes travel expenses for International Student Recruitment.

# **BOARD OF EDUCATION OF SCHOOL DISTRICT NO. 36 (SURREY)**

## **UNAUDITED SCHEDULE OF FINANCIAL INFORMATION REMUNERATION AND EXPENSES - EMPLOYEES For The Year Ended June 30, 2018**

Schedule 4

### ***DEFINITIONS***

The *Financial Information Regulation*, Schedule 1, subsection 6(1) provides the following definitions in relation to remuneration and expenses paid in respect of employees.

#### **Remuneration -**

- (a) includes any form of salary, wages, bonuses, gratuities, taxable benefits except MSP, payment into trust or any form of income deferral paid by the corporation to the employee or on behalf of the employee during the fiscal year being reported upon, whether or not such remuneration is reported under the Income Tax Act (Canada), and
- (b) does not include anything payable under a severance agreement.

#### **Expenses**

- (a) includes travel expenses, memberships, tuition, relocation, vehicle leases, extraordinary hiring expenses, registration fees and similar amounts paid directly to an employee, or to a third party on behalf of the employee, and which has not been included in "remuneration",
- (b) is not limited to expenses that are generally perceived as perquisites, or bestowing personal benefit, and may include expenditures required for employees to perform their job functions, and
- (c) excludes benefits of a general nature applicable to all employees pursuant to an agreement such as medical, dental, counselling, insurance and similar plans

# **BOARD OF EDUCATION OF SCHOOL DISTRICT NO. 36 (SURREY)**

## **UNAUDITED SCHEDULE OF FINANCIAL INFORMATION REMUNERATION AND EXPENSES - ADDITIONAL INFORMATION**

Schedule 5

**For The Year Ended June 30, 2018**

### **EMPLOYER PORTION OF E.I. AND C.P.P.**

The employer portion of Employment Insurance and Canada  
Pension Plan paid to the Receiver General of Canada is:

27,258,895

Prepared under the *Financial Information Regulation*, Schedule 1, subsection 6 (6).

# **BOARD OF EDUCATION OF SCHOOL DISTRICT NO. 36 (SURREY)**

## **UNAUDITED SCHEDULE OF FINANCIAL INFORMATION SEVERANCE AGREEMENTS For The Year Ended June 30, 2018**

Schedule 6

There were two severance agreements under which payment commenced between the Board of Education of School District No. 36 (Surrey) and its non-unionized employees during the fiscal year ended June 30, 2018

agreement # 1- July 14, 2017, 12 months' of salary continuance

agreement # 2-October 03, 2017, 3 months' of salary continuance

Prepared under the *Financial Information Regulation* , Schedule 1, subsection 6 (7).

**UNAUDITED SCHEDULE OF FINANCIAL INFORMATION**  
**PAYMENTS FOR GOODS AND SERVICES**  
**For The Year Ended June 30, 2018**

<u>SUPPLIER NAME</u>	<u>PAYMENTS</u>
	\$
10NET MANAGED SOLUTIONS LTD.	65,969
3S FINANCIAL CORP.	66,705
4TH UTILITY INCORPORATED	88,116
A TRIBE CALLED RED INC	57,750
A. CRAIG & SON LTD.	382,536
A.B.A. INDUSTRIES LTD.	50,086
A.R. MOWER & SUPPLY LTD.	39,416
ABELL PEST CONTROL INC	57,386
ABILITY HEALTHCARE GROUP	25,120
ACADEMIA BUS COMPANY LTD.	37,188
ACE EXCAVATING LTD.	1,289,819
ACKLANDS GRAINGER INC	55,549
ACRODEX INC.	152,409
ACUMEN ENGINEERING LTD.	33,813
ADT SECURITY SERVICES CANADA	185,285
AKHURST MACHINERY LTD.	52,269
ALLIED UNIVERSAL SECURITY	88,448
AMAZON.CA	263,781
AMERESCO ASSET SUSTAINABILITY	29,400
AP EXAMS	72,371
APL* ITUNES.COM/BILL	34,101
APOLLO SHEET METAL LTD.	48,406
APPAZUR SOLUTIONS INC.	76,210
APPLE CANADA INC.	3,136,424
ARTSTARTS IN SCHOOLS	158,574
ATEC INSTALLATIONS LTD.	45,761
AUDIO CINE FILMS INC.	29,141
AUTOMATIONDIRECT	36,224
AV SOLUTIONS BC LTD.	30,929
AVENUE MACHINERY CORP.	295,801
AVI-SPL CANADA LTD.	319,741
AYVA EDUCATIONAL SOLUTIONS LTD.	31,637
B & B BEARING & ELECTRIC	34,413
B.G.E. SERVICE & SUPPLY LTD.	64,116
BANK OF MONTREAL - NESBITT BURNS	155,958
BARAGAR ENTERPRISES LTD.	46,657
BC COMMUNICATIONS INC.	54,071
BC HARDWOOD FLOORS CO. LTD.	120,404
BC HYDRO	5,397,140
BC PLANT HEALTH CARE INC.	195,646
BC RECORDS MANAGEMENT SERVICES	29,380
BC SCHOOL TRUSTEES ASSN	127,237
BCIT	137,454
BDI A DIVISION OF BELL MOBILIT	74,419
BELFOR (CANADA) INC.	73,691
BELL CANADA	1,153,435
BELL MOBILITY	273,652
BEST BUY CANADA LTD.	136,791



**UNAUDITED SCHEDULE OF FINANCIAL INFORMATION**  
**PAYMENTS FOR GOODS AND SERVICES**  
**For The Year Ended June 30, 2018**

BEYOND MARS	70,459
BLACK PRESS GROUP LTD.	26,623
BLACKBURN YOUNG OFFICE SOLUTION	50,151
BLUE MOUNTAIN SERVICES LTD.	378,517
BLUE PINE ENTERPRISES LTD.	1,566,323
BONFIRE INTERACTIVE LTD.	26,858
BORDEN LADNER GERVAIS LLP	95,721
BORDEN LADNER GERVAIS LLP-IN TRUST	28,796,128
BOREAL SCIENCE	43,694
BOUWMEESTER, TAYLAR	56,228
BRITISH COLUMBIA PENSION CORPORATION	61,755,160
BRODART CANADA	37,619
BULLFROG TECHNOLOGIES INC	65,098
CANADA POST CORPORATION	49,180
CANADIAN ASSISTIVE TECHNOLOGY	43,688
CANADIAN CAR AND TRUCK RENTAL	33,061
CANADIAN WOODWORKER LTD.	29,285
CANSTAR RESTORATIONS	108,591
CANUEL CATERERS	76,361
CANUS INTERNATIONAL CO., LTD.	49,380
CARE PEST & WILDLIFE CONTROL	524,978
CASCADE ROOFING & EXTERIORS	892,483
CBC RADIO-CANADA	37,240
CDW CANADA	101,715
CEDARBROOK INTERIORS LTD.	130,267
CENTAUR PRODUCTS INC	98,674
CESIUM TELECOM INC	110,959
CHEVRON CANADA R & M ULC	125,325
CHRISTIE LITES SALES	225,184
CITY OF SURREY	2,887,535
CITY OF WHITE ROCK	77,649
CLEAN AIR SERVICES CANADA LTD.	91,513
CLEAR MARKETING	31,514
CM2 VENTURES INC.	38,483
COASTAL TRAINING CONSULTANTS	37,944
COASTLAND ENGINEERING & SURVEYING	408,444
COMBINED PAINTING (1985) LTD.	166,610
COMMERCIAL LIGHTING PRODUCTS L	167,540
COMMERCIAL TRUCK EQUIPMENT CORP.	238,789
COMMITTEE FOR CHILDREN	125,226
COMPASS GROUP	1,350,425
CONNECT-ED CONSULTING INC.	76,598
CONTROL SOLUTIONS LTD.	78,504
CORPORATE CLASSICS CATERERS	482,153
CORPORATE EXPRESS CANADA INC.	1,416,165
COSTCO WHOLESALE	70,740
CP DISTRIBUTORS LTD.	69,494
CRAVEN HUSTON POWERS ARCHITECT	1,917,792
CRITERION PICTURES	35,219
CROSSTOWN METAL INDUSTRIES LTD.	837,173

**UNAUDITED SCHEDULE OF FINANCIAL INFORMATION**  
**PAYMENTS FOR GOODS AND SERVICES**  
**For The Year Ended June 30, 2018**

CUSTOM BLACKTOP CO.	619,830
D.G.S. CONSTRUCTION	15,359,093
DA ARCHITECTS + PLANNERS	423,864
DAMS FORD LINCOLN SALES LTD.	56,795
DANNE & SONS PLUMBING & HEATING	243,091
DEEPER FUNNER CHANGE	49,654
DELL CANADA INC.	3,456,787
DELTA CONTINUING EDUCATION	38,675
DEPENDABLE DOOR MAINTENANCE LTD.	193,286
DISCOVERY EDUCATION CANADA	877,839
DLR GROUP INC	122,538
DONE RIGHT PAINTING & SANDBLAS	108,476
DOUGLAS LAKE EQUIPMENT	32,765
DRIVE PRODUCTS	25,993
DSD DOCUMENT SYSTEMS DIRECT LTD.	65,151
DUDE SOLUTIONS, INC	41,076
DWD THEATRE DESIGN + CONSULTING	35,595
E.B. HORSMAN & SON LTD.	39,962
EAGLE VALLEY EXCAVATING INC	227,008
EATON INDUSTRIES (CANADA) COMP	27,294
ECS ELECTRICAL CABLE SUPPLY LTD.	60,031
EDUCAN INSTITUTIONAL FURNITURE	435,011
EECOL ELECTRIC CORP	64,652
ELEVATE PROFESSIONAL FITNESS	105,110
EMCO CORPORATION	179,014
ENERVATION ELECTRIC LTD.	595,447
ENTITY MECHANICAL LTD.	465,983
ENVIRO-TECH MECHANICAL SERVICE	95,871
ENVIRO-VAC (VANCOUVER) INC	77,208
ENVIROWEST CONSULTANTS INC.	39,995
ERV PARENT CO. LTD.	482,705
ESC AUTOMATION INC	878,073
ESCRIBE SOFTWARE LTD.	36,918
ESTILO SPORTS TRAVEL PTY LTD.	45,906
EXELL POWER SERVICES LTD.	37,399
EXTREME GLASS LTD.	73,664
FALCON EQUIPMENT LTD.	64,205
FARM-TEK TURF SERVICES INC.	48,362
FIGTREE VENTURES INC.	267,552
FIRSTCANADA ULC	4,729,145
FIRSTONSITE RESTORATION L.P.,	88,226
FITNESS TOWN COMMERCIAL BC INC	101,857
FLAGHOUSE INC.	38,159
FOLLETT SCHOOL SOLUTIONS INC.	222,603
FORT MODULAR INC.	173,506
FORTIS BC - NATURAL GAS	1,833,919
FRASER VALLEY EQUIPMENT LTD.	84,502
FRESHGRADE EDUCATION INC.	112,000
FRONTIERSMEN OF THE COMMONWEALTH	286,119
GAME READY FITNESS	166,182

**UNAUDITED SCHEDULE OF FINANCIAL INFORMATION**  
**PAYMENTS FOR GOODS AND SERVICES**  
**For The Year Ended June 30, 2018**

GARAVENTA (CANADA) LTD.	28,877
GARDAWORLD CASH SERVICES CANADA	26,737
GESCAN LTD.	27,214
GOODYEAR CANADA INC.	29,534
GORDON FOOD SERVICE CANADA LTD.	664,878
GRANT THORNTON LLP	81,951
GREAT NOTION SEWING	25,246
GREENBARN POTTERS SUPPLY LTD.	40,394
GREGG DISTRIBUTORS (B.C.) LTD.	65,631
GUILLEVIN INTERNATIONAL INC.	138,277
H.Y. ENGINEERING LTD.	75,126
HABITAT SYSTEMS INC.	250,068
HARBOUR INTERNATIONAL TRUCKS	233,605
HARRIS & COMPANY	99,972
HARRISON HOT SPRINGS HOTEL	52,413
HCMA ARCHITECTURE & DESIGN	70,636
HERITAGE FOOD SERVICES GROUP	64,989
HERITAGE OFFICE	36,061
HEWLETT PACKARD ENTERPRISE CAN	38,655
HI-TECH GLAZING SUPPLIES	292,366
HOME DEPOT	47,079
HOMEWOOD HEALTH INC.	400,804
HOULE ELECTRIC LIMITED	283,297
I.G.EDUCATION CO.(IGE)	62,475
ICE DEVELOPMENT LTD.	239,163
ICS CLEAN SUPPLIES LTD.	137,710
IDESIGN SOLUTIONS	136,832
INDEPENDENT ENERGY	31,500
INDIGO BOOKS AND MUSIC INC.	83,451
INLINE SALES & SERVICE LTD.	59,066
INSURANCE CORPORATION	193,132
INTEGRAL GROUP CONSULTING (BC)	48,002
INTERCONTINENTAL TRUCK	43,781
INTERFACEFLOR CANADA INC.	96,487
INTERNATIONAL BACCALAUREATE ORGANIZATION	130,454
IPAC CHEMICALS LTD.	27,193
IRC BUILDING SCIENCES	163,381
ISLAND KEY COMPUTER LTD.	354,779
JAMES BUSH & ASSOCIATES LTD.	28,901
JAMF SOFTWARE, LLC	33,175
JANZEN ROBERT	28,420
JENSEN HUGHES CONSULTING CANADA	336,595
JMJ EAGLE TECH LTD.	95,393
JOHN VOLKEN ACADEMY	28,357
JONATHAN LOSEE LTD.	30,165
K&E EQUIPMENT REPAIRS	157,913
KAHUNAVVERSE SPORTS GROUP INC.	161,233
KEG RESTAURANTS LTD.	45,000
KEV SOFTWARE INC.	251,334
KEYWEST ASPHALT (333) LTD.	114,374

**UNAUDITED SCHEDULE OF FINANCIAL INFORMATION**  
**PAYMENTS FOR GOODS AND SERVICES**  
**For The Year Ended June 30, 2018**

KIAN CONCERT SOUND SERVICES LTD.	88,710
KMBR ARCHITECTS PLANNERS INC.	1,002,597
KMS TOOLS & EQUIPMENT LTD.	501,470
KONICA MINOLTA BUSINESS SOLUTIONS	2,360,071
KTW CONSTRUCTION INC	407,770
KWANTLEN POLYTECHNIC UNIVERSITY	302,046
LASER VALLEY TECHNOLOGIES CORP	43,786
LAWSON CONSULTANTS LTD.	86,561
LDK CONSULTING	91,298
LEARNING PARTNERSHIP, THE	54,396
LEC GROUP	48,510
LESPLAN EDUCATIONAL SERVICES	39,022
LIFESPEAK INC.	42,998
LOCOST NAMETAG & ENGRAVING INC.	25,436
LOGICAL SOLUTIONS LTD.	164,392
LONG & MCQUADE LTD.	123,975
LORDCO PARTS LTD.	47,187
LR BRYCE CONSULTING & MARKETING	129,938
M3 ARCHITECTURE INC.	27,526
MACK KIRK ROOFING & SHEET METAL	29,156
MAIDA CC, INC.	27,864
MAKE A FUTURE	26,897
MATRIX CONTRACTING INC	62,370
MATTERHORN MUSIC INC.	32,906
MAXIMILLIAN PROPERTIES	364,076
MC SQUARED SYSTEM DESIGN GROUP	89,135
MCGREGOR & THOMPSON HARDWARE	128,662
MCKILLICAN CANADIAN INC.	40,499
MCRAE'S ENVIRONMENTAL SERVICES	111,540
MDE ENTERPRISES LTD.	85,219
MDT SYSTEMS LTD.	141,120
MEDICAL SERVICES PLAN OF BC	5,505,900
METRIC MODULAR	3,632,502
METRO MOTORS LTD.	1,298,948
MICRO COM SYSTEMS LTD.	29,172
MICROSERVE, V8205	344,564
MICROSOFT CANADA LTD.	433,362
MILLS BASICS	331,456
MINISTER OF FINANCE	580,028
MJL ENGINEERING LTD.	54,446
MODERN GROUNDS MAINTENANCE LTD.	26,739
MODERN TOOL (B.C.) LTD.	27,944
MONERIS SOLUTIONS	62,446
MOORE & SONS CONTRACTING INC.	207,487
MOSAIC FAMILY COUNSELLING INC.	30,713
MOTION SPECIALTIES INC. VANCOUVER	68,817
MULTIHAT SOLUTIONS INC.	31,452
MYEDuc BC	801,675
NATIONAL ENERGY EQUIPMENT INC.	27,277
NEDCO DIV. OF REXEL CANADA	98,052

**UNAUDITED SCHEDULE OF FINANCIAL INFORMATION**  
**PAYMENTS FOR GOODS AND SERVICES**  
**For The Year Ended June 30, 2018**

NELSON EDUCATION LTD.	728,479
NEWTON WHALLEY HI-WAY TAXI LTD.	29,143
NEXT GENERATION NETWORK	1,770,692
NOBLE BRITISH COLUMBIA	115,312
NORCO TRAILER MFG LTD.	88,298
NORTH-WEST BOOK COMPANY LTD.	82,773
NORTHCOAST BUILDING PRODUCTS	98,271
NORTHWIND HEATING LTD.	49,154
NORVYACOM ASSET MANAGEMENT INC.	30,031
NUCOR ENVIRONMENTAL SOLUTIONS	162,661
NUTRIEN AG SOLUTIONS (CANADA)	134,120
ODIN BOOKS INC.	38,139
OLIVIT CONSTRUCTION LTD.	2,713,395
OMEGA & ASSOCIATES ENGINEERING	147,472
OPEN STORAGE SOLUTIONS, INC.	25,851
OPTIONS COMMUNITY SOCIETY SERVICES	35,160
OPUS FRAMING LTD.	51,037
ORSO LOSS CONTROL CONSULTING INC.	26,486
OXFORD UNIVERSITY PRESS	60,240
PACIFIC BLUE CROSS	12,000,085
PACIFIC COAST CATERING GROUP	34,192
PACIFIC CONTROLS LTD.	150,007
PALADIN SECURITY GROUP LTD.	629,558
PANARAMA TECHNOLOGIES LTD.	73,587
PARKINSONS HEATING LTD.	63,609
PARKLAND REFINING (B.C.) LTD.	476,602
PARTNERSHIPS BRITISH COLUMBIA	28,015
PATRICIA SHEAVES & ASSOCIATES	28,809
PEACE ARCH BUSINESS CENTRE	86,940
PEARSON CANADA ASSESSMENT INC.	83,172
PEARSON CANADA INC.	598,563
PEBT IN TRUST (PUBLIC EDUCATION BENEFITS TRUST)	6,190,745
PERFECTMIND INC	96,584
PINCHIN LTD.	832,104
PITNEY WORKS	65,748
PJS SYSTEMS INC.	1,164,719
PLANETWORKS CONSULTING CORP.	49,841
POINTBLANK INSTALLATIONS INC.	1,814,365
POLAR ELECTRO CANADA	77,465
POWERSCHOOL CANADA ULC	573,793
PRECISION MEDICAL MONITORING	27,139
PRECISION PROPERTY	432,949
PREFERRED INTERPRETERS	61,115
PRISM ENGINEERING LTD.	92,004
PROACTIVE CONSTRUCTION LTD.	78,966
PROACTIVE HAZMAT & ENVIRONMENT	76,655
PROCUREMENT LAW	37,615
PROGRESSIVE FENCE INSTALLATION	39,673
PROMINENT PRODUCT MARKETING	55,123
PROVINCE OF BC OPTIONAL PROPERTY	105,469

**UNAUDITED SCHEDULE OF FINANCIAL INFORMATION**  
**PAYMENTS FOR GOODS AND SERVICES**  
**For The Year Ended June 30, 2018**

PROVINCIAL OUTREACH PROGRAM	27,250
Q ONE SHOW TECHNOLOGIES INC.	83,021
RAYBERN ERECTORS LTD.	71,219
RDM ENTERPRISES LTD.	340,102
REAL CANADIAN SUPERSTORE	71,737
REALACORP MANAGEMENT LTD.	200,204
RICHMOND ELEVATOR MAINTENANCE	56,022
RIDGEWAY MECHANICAL	66,562
ROBOTIX EDUCATION	319,453
ROCKY POINT ENGINEERING LTD.	456,213
ROPER GREYELL LLP	45,808
RUSSELL HENDRIX FOODSERVICE EQUIPMENT	108,448
RYERSON EDUCATION GROUP	29,768
S. HENNINGSON CONSTRUCTION LTD.	146,991
SAPPHIRE SOUND INC.	28,975
SAVE ON FOODS	203,800
SAVOIR BOOKS	28,046
SCALAR DECISIONS INC.	34,565
SCHOLAR'S CHOICE MOYER	50,764
SCHOLASTIC CANADA LTD.	248,984
SCHOOL DISTRICT #39 (VCR)	211,837
SCHOOLS PROTECTION PROGRAM	1,154,894
SCHOOL SPECIALTY CANADA	34,441
SCHOOLHOUSE PRODUCTS INC.	2,527,640
SCHUBERT PLUMBING & HEATING LTD.	102,258
SCIENTIFIC LEARNING	27,716
SHANAHANS LIMITED	120,758
SHELL ENERGY NORTH AMERICA	625,727
SHELTER MODULAR INC.	787,142
SHERWIN-WILLIAMS COMPANY	83,459
SIMON FRASER UNIVERSITY	81,322
SIMPLY COMPUTING INC.	93,275
SKYLINE ATHLETICS INC.	134,235
SLC LEARNING CENTERS INC.	56,610
SMITHRITE DISPOSAL LTD.	67,205
SOFTCHOICE LP	629,644
SOFTLANDING NETWORK SOLUTIONS	61,818
SOFTWARE4SCHOOLS.CA	160,861
SOPERS SUPPLY LTD.	42,212
SOUND SOLUTIONS INC.	51,206
SOUNDRITE SERVICES LTD.	99,544
SOURCE OFFICE FURNISHINGS	512,248
SOURCES COMMUNITY RESOURCE CENTRES	28,605
SOUTHWEST BINDINGS	101,089
SPECIALTY BULB PRODUCTS INC.	28,852
SPECTRUM EDUCATIONAL SUPPLIES	291,153
SPICERS CANADA ULC	669,488
STACEY HOLLOWAY & ASSOCIATES	38,745
STAGEDOOR TECHNICAL LIMITED	74,067
STONEWATER VENTURES NO 182 LTD.	46,170

**UNAUDITED SCHEDULE OF FINANCIAL INFORMATION**  
**PAYMENTS FOR GOODS AND SERVICES**  
**For The Year Ended June 30, 2018**

STREAMLINE FENCING LTD.	128,438
STRONG NATIONS PUBLISHING INC.	28,226
STUDIO THINK	46,857
SUN INTERNATIONAL EDUCATION CO	42,525
SUPER SAVE DISPOSAL INC.	491,663
SUPERIOR PROPANE INC	216,467
SUPERIOR SIGNS & GRAPHICS INC.	55,477
SURREY ASSOCIATION FOR COMMUNITY LIVING	121,418
SURREY PRINCIPALS AND VICE PRINCIPALS ASSOC.	319,842
SURREY TEACHERS' ASSOC.	437,878
SUTTLE RECREATION INC.	29,960
SWING TIME DISTRIBUTORS LTD.	273,033
SYSTEM ONE FLOOR SOLUTIONS INC	222,918
TALIUS	622,032
TANGIBLE PLAY INC	100,311
TAPESTRY MUSIC	47,741
TARGET PRODUCTS LTD.	64,460
TECHNICAL SAFETY BC	83,919
THE BRICK WAREHOUSE LP	85,007
THE CENTRE FOR CHILD DEVELOPMENT	437,942
THINKSPACE ARCHITECTURE PLANNING	1,489,589
THIRDWAVE BUS SERVICES	126,450
THOMAS DISTRIBUTORS	38,602
TIGHT 5 CONTRACTING LTD.	34,012
TINKERINE 3D PRINT SYSTEMS LTD.	36,860
TISDALE BRUCE	57,915
TKL CONSTRUCTION MANAGEMENT LTD.	261,285
TOTAL POWER LTD.	82,295
TRAIL APPLIANCES	26,939
TRANE CANADA ULC	32,729
TRAVEL HEALTHCARE INSURANCE	301,349
TRIX CONTRACTING LTD.	159,686
TRIMEN FOOD SERVICE EQUIPMENT	29,519
TURNING POINT RESOLUTIONS INC.	401,058
TYCO INTEGRATED FIRE & SECURITY	313,036
TYLER TECHNOLOGIES, INC.	161,542
UNIGLOBE SPECIALTY TRAVEL LTD.	25,078
UNITED LIBRARY SERVICE INC	228,403
UNIVERSAL SHOW SERVICES LTD.	220,620
UPPER CANADA FOREST PRODUCTS	48,837
URBAN VALLEY TRANSPORT LTD.	85,364
VANCOUVER COMMUNITY COLLEGE	36,719
VANCOUVER KIDSBOOKS	160,214
VERITIV CANADA, INC.	43,505
VIEWPOINT LANDSCAPE ARCHITECTS	31,078
VIKING-ALEXANDER METAL	132,443
VISIONS ELECTRONICS	129,709
WAL-MART	39,425
WENGER CANADA	74,894
WESCLEAN EQUIPMENT & CLEANING	1,381,575

**UNAUDITED SCHEDULE OF FINANCIAL INFORMATION**  
**PAYMENTS FOR GOODS AND SERVICES**  
**For The Year Ended June 30, 2018**

WESCO DISTRIBUTION CANADA LP	148,480
WEST UNIFIED COMMUNICATIONS	62,050
WESTCOAST TBAR LTD.	69,720
WESTERN CAMPUS RESOURCES	273,119
WESTERN EQUIPMENT LTD.	60,736
WESTERN GEOTECHNICAL CONSULTANTS	33,765
WESTERN SAFETY PRODUCTS LTD.	69,602
WESTERN WEED CONTROL(1980) LTD.	116,256
WESTERRA EQUIPMENT LP	95,406
WESTLAB SUPPLIES	25,907
WINTERGREEN LEARNING MATERIALS	124,736
WOLSELEY CANADA INC.	132,147
WOOD PROJECTS LTD.	1,634,344
WOOD WYANT INC.	215,204
WOODTEK INDUSTRIES INC.	60,228
WORKER'S COMPENSATION BOARD	3,145,945
WSP CANADA INC.	32,279
X10 NETWORKS	811,141
XEROX CANADA LTD.	114,276
YARDI CANADA LTD.	81,340
YMCA OF GREATER VANCOUVER	292,490
YO BRO YOUTH INITIATIVE SOCIETY	82,665
	<hr/>
<b>TOTAL FOR SUPPLIERS WHERE PAYMENTS EXCEED \$25,000</b>	243,870,330
<b>TOTAL FOR SUPPLIERS WHERE PAYMENTS ARE \$25,000 OR LESS</b>	10,591,087
	<hr/>
<b>TOTAL PAYMENTS FOR GOODS &amp; SERVICES</b>	<b>254,461,416</b>
	<hr/> <hr/>

Prepared under the *Financial Information Regulation*, Schedule 1, Section 7.

S:\Fiscal Planning\sofi\sofi18\Statements 18



# BOARD OF EDUCATION OF SCHOOL DISTRICT NO. 36 (SURREY)

## UNAUDITED SCHEDULE OF FINANCIAL INFORMATION RECONCILIATION TO FINANCIAL STATEMENTS For The Year Ended June 30, 2018

Schedule 8

	\$	\$
<b>EXPENDITURES PER SOFI:</b>		
Total Remuneration (SOFI Schedule 4)	520,218,309	
Payments for Goods and Services (SOFI Schedule 7)	254,461,416	
Employee Reimbursed Expenses (SOFI Schedule 4)	1,892,989	
E.I. & CPP Payments (SOFI Schedule 5)	27,258,895	
		<b>803,831,609</b>
<b>EXPENDITURES PER FINANCIAL STATEMENTS</b>		
Total Expenses (F/S Stmt 2) less Amortization	719,197,982	
Acquisition of Tangible Capital Assets	82,588,501	
Acquisition of Tangible Capital Assets - WIP	11,061,093	
		<b>812,847,576</b>
<b>DIFFERENCE BETWEEN SOFI AND FINANCIAL STATEMENTS</b>		<b>(9,015,967)</b>
<b>Difference due to:</b>		
School Generated Funds (F/S Schedule 3A)	(20,583,435)	
Increase in Accounts Payable	(1,404,754)	
Decrease in Employee Future Benefits Liability (F/S 1)	732,074	
Increase in Prepaid Expenses	265,862	
Operating & Trust Recoveries	1,850,809	
Insurance Claim Expenditures\deductibles	122,096	
GST/HST Rebate Recoveries	3,842,417	
Wage Recoveries/Secondments	3,428,486	
AFG - CAMS and NGN	(201,064)	
Severance Paid	(315,078)	
Accruals, Inter-department charges, Miscellaneous Recoveries	3,246,619	
		<b>(9,015,967)</b>

0

Prepared under the *Financial Information Regulation*, Schedule 1, Section 7.

S:\Fiscal Planning\sofi\sofi18\Statements 18