



**BOARD OF EDUCATION
OF
SCHOOL DISTRICT NO. 36
(SURREY)**

**STATEMENT OF FINANCIAL INFORMATION
FOR THE YEAR ENDED JUNE 30, 2019**

**School District
Statement of Financial Information (SOFI)
Board of Education of School District No. 36 (Surrey)
Fiscal Year Ended June 30, 2019**

TABLE OF CONTENTS

Documents are arranged in the following order:

1. Approval of Statement of Financial Information
2. Financial Information Act Submission Checklist
3. Management Report
4. Audited Financial Statements
5. Schedule of Debt
6. Schedule of Guarantee and Indemnity Agreements
7. Schedule of Remuneration and Expenses including:
 - Statement of Severance Agreements
 - Reconciliation or explanation of differences to Audited Financial Statements
8. Schedule of Payments for the Provision of Goods and Services including:
 - Reconciliation or explanation of differences to Audited Financial Statements



Ministry
of Education

SCHOOL DISTRICT STATEMENT OF FINANCIAL INFORMATION (SOFI)

6049

SCHOOL DISTRICT NUMBER	NAME OF SCHOOL DISTRICT	YEAR
36	Surrey	2018/2019
OFFICE LOCATION(S)	TELEPHONE NUMBER	
14033 - 92 Avenue	604-596-7733	
MAILING ADDRESS		
same as above		
CITY	PROVINCE	POSTAL CODE
Surrey	BC	V3V 0B7
NAME OF SUPERINTENDENT	TELEPHONE NUMBER	
Dr. J. Tinney	604-596-7733	
NAME OF SECRETARY TREASURER	TELEPHONE NUMBER	
Mr. G. Frank	604-596-7733	

DECLARATION AND SIGNATURES

We, the undersigned, certify that the attached is a correct and true copy of the Statement of Financial Information for the year ended
June 30, 2019

for School District No. 36 as required under Section 2 of the Financial Information Act.

SIGNATURE OF CHAIRPERSON OF THE BOARD OF EDUCATION	DATE SIGNED
	Dec 16/19
SIGNATURE OF SUPERINTENDENT	DATE SIGNED
	Dec. 16 '19
SIGNATURE OF SECRETARY TREASURER	DATE SIGNED
	Dec 16, 2019

EDUC. 6049 (REV. 2008/09)

Statement of Financial Information for Year Ended June 30, 2019

Financial Information Act-Submission Checklist

		<i>Due Date</i>
a)	√ A statement of assets and liabilities (audited financial statements).	<i>September 30</i>
b)	√ An operational statement including, i) a Statement of Income and ii) a Statement of Changes in Financial Position, or, if omitted, an explanation in the Notes to Financial Statements (audited financial statements)	<i>September 30</i>
c)	√ A schedule of debts (audited financial statements).	<i>September 30</i>
d)	√ A schedule of guarantee and indemnity agreements including the names of the entities involved and the amount of money involved. (Note: Nil schedules can be submitted December 31).	<i>September 30</i>
e)	√ A schedule of remuneration and expenses, including: i) an alphabetical list of employees earning over \$75,000, the total amount of expenses paid to or on behalf of each employee for the year reported and a consolidated total for employees earning under \$75,000. If the total wages and expenses differ from the audited financial statements, an explanation is required. √ ii) a list by name and position of Board Members with the amount of any salary and expenses paid to or on behalf of the member √ iii) the number of severance agreements started during the fiscal year and the range of months' pay covered by the agreement, in respect of excluded employees. If there are no agreements to report, an explanation is required	<i>December 31</i>
f)	√ An alphabetical list of suppliers receiving over \$25,000 and a consolidated total for those suppliers receiving less than \$25,000. If the total differs from the Audited Financial Statements, an explanation is required.	<i>December 31</i>
g)	√ Approval of Statement of Financial Information.	<i>December 31</i>
h)	√ A management report approved by the Chief Financial Officer	<i>December 31</i>

Board of Education of School District Number 36, (Surrey)

COPY

**School District
Statement of Financial Information (SOFI)**

Board of Education of School District No. 36 (Surrey)

Fiscal Year Ended June 30, 2019

MANAGEMENT REPORT


The Financial Statements contained in this Statement of Financial Information under the *Financial Information Act* have been prepared by management in accordance with Canadian generally accepted accounting principles and the integrity and objectivity of these statements are management's responsibility.

Management is also responsible for all other schedules of financial information and for ensuring this information is consistent, where appropriate, with the information contained in the financial statements and for implementing and maintaining a system of internal controls to provide reasonable assurance that reliable financial information is produced.

The Board of Education is responsible for ensuring that management fulfills its responsibilities for financial reporting and internal control and for approving the financial information included in the Statement of Financial Information.

The external auditors, Grant Thornton LLP, conduct an independent examination, in accordance with generally accepted auditing standards, and express their opinion on the financial statements as required by the *School Act*. Their examination does not relate to the other schedules of financial information required by the *Financial Information Act*. Their examination includes a review and evaluation of the board's system of internal control and appropriate tests and procedures to provide reasonable assurance that the financial statements are presented fairly.

On behalf of School District No.36 (Surrey)



Dr. J. Tinney, Superintendent
December 31, 2019



Mr. G. Frank, Secretary Treasurer
December 31, 2019

Prepared as required by *Financial Information Regulation*, Schedule 1, section 9



Audited Financial Statements of
School District No. 36 (Surrey)
June 30, 2019

School District No. 36 (Surrey)

June 30, 2019

Table of Contents

Management Report	1
Independent Auditors' Report	2-4
Statement of Financial Position - Statement 1	5
Statement of Operations - Statement 2	6
Statement of Changes in Net Financial Assets (Debt) - Statement 4	7
Statement of Cash Flows - Statement 5	8
Notes to the Financial Statements	9-26
Schedule of Changes in Accumulated Surplus (Deficit) by Fund - Schedule 1 (Unaudited)	27
Schedule of Operating Operations - Schedule 2 (Unaudited)	28
Schedule 2A - Schedule of Operating Revenue by Source (Unaudited)	29
Schedule 2B - Schedule of Operating Expense by Object (Unaudited)	30
Schedule 2C - Operating Expense by Function, Program and Object (Unaudited)	31
Schedule of Special Purpose Operations - Schedule 3 (Unaudited)	33
Schedule 3A - Changes in Special Purpose Funds and Expense by Object (Unaudited)	34
Schedule of Capital Operations - Schedule 4 (Unaudited)	38
Schedule 4A - Tangible Capital Assets (Unaudited)	39
Schedule 4B - Tangible Capital Assets - Work in Progress (Unaudited)	40
Schedule 4C - Deferred Capital Revenue (Unaudited)	41
Schedule 4D - Changes in Unspent Deferred Capital Revenue (Unaudited)	42

School District No. 36 (Surrey)

MANAGEMENT REPORT

Version: 9127-8381-6399

Management's Responsibility for the Financial Statements.

The accompanying financial statements of School District No. 36 (Surrey) have been prepared by management in accordance with the accounting requirements of Section 23.1 of the Budget Transparency and Accountability Act of British Columbia, supplemented by Regulations 257/2010 and 198/2011 issued by the Province of British Columbia Treasury Board, and the integrity and objectivity of these statements are management's responsibility. Management is also responsible for all of the notes to the financial statements and schedules, and for ensuring that this information is consistent, where appropriate, with the information contained in the financial statements.






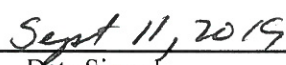
The preparation of financial statements necessarily involves the use of estimates based on management's judgment particularly when transactions affecting the current accounting period cannot be finalized with certainty until future periods.

Management is also responsible for implementing and maintaining a system of internal controls to provide reasonable assurance that assets are safeguarded, transactions are properly authorized and reliable financial information is produced.

The Board of Education of School District No. 36 (Surrey) (called the "Board") is responsible for ensuring that management fulfills its responsibilities for financial reporting and internal control and exercises these responsibilities through the Board. The Board reviews internal financial statements on a monthly basis and externally audited financial statements yearly.

The external auditors, Grant Thornton LLP, conduct an independent examination, in accordance with Canadian generally accepted auditing standards, and express their opinion on the financial statements. The external auditors have full and free access to financial management of School District No. 36 (Surrey) and meet when required. The accompanying Independent Auditors' Report outlines their responsibilities, the scope of their examination and their opinion on the School District's financial statements.

On behalf of School District No. 36 (Surrey)

	
Signature of the Chairperson of the Board of Education	Date Signed
	
Signature of the Superintendent	Date Signed
	
Signature of the Secretary Treasurer	Date Signed

Independent Auditor's Report

To the Board of Education of School District No. 36 (Surrey) and
the Minister of Education of the Province of British Columbia:

Opinion

We have audited the accompanying financial statements of School District No. 36 (Surrey) ("the School District"), which comprise the statement of financial position as at June 30, 2019, and the statements of operations, changes in net financial assets (debt) and cash flows for the year then ended, and notes to the financial statements, including a summary of significant accounting policies.

In our opinion, the financial statements of the School District for the year ended June 30, 2019 are prepared, in all material respects, in accordance with Section 23.1 of the Budget Transparency and Accountability Act of the Province of British Columbia.

Basis for opinion

We conducted our audit in accordance with Canadian generally accepted auditing standards. Our responsibilities under those standards are further described in the *Auditor's Responsibilities for the Audit of the Financial Statements* section of our report. We are independent of the School District in accordance with the ethical requirements that are relevant to our audit of the financial statements in Canada, and we have fulfilled our other ethical responsibilities in accordance with these requirements. We believe that the audit evidence we have obtained is sufficient and appropriate to provide a basis for our opinion.

Emphasis of matter

Without modifying our opinion, we draw attention to Note 2 to the financial statements, which describes the basis of accounting and the significant differences between such basis of accounting and Canadian public sector accounting standards.

Other matters

Our audit was conducted for the purpose of forming an opinion on the financial statements taken as a whole. The supplementary information included in Schedules 1 through 4 is presented for purposes of additional information and is not a required part of the financial statements. Such information has been subjected to the auditing procedures applied, only to the extent necessary to express an opinion, in the audit of the financial statements taken as a whole.

Responsibilities of management and those charged with governance for the financial statements

Management is responsible for the preparation and fair presentation of these financial statements in accordance with Section 23.1 of the Budget Transparency and Accountability Act of the Province of British Columbia, and for such internal control as management determines is necessary to enable the preparation of financial statements that are free from material misstatement, whether due to fraud or error.

In preparing the financial statements, management is responsible for assessing the School District's ability to continue as a going concern, disclosing, as applicable, matters related to a going concern and using the going concern basis of accounting unless management either intends to liquidate the School District or to cease operations, or has no realistic alternative but to do so.

Those charged with governance are responsible for overseeing the School District's financial reporting process.

Auditor's responsibilities for the audit of the financial statements

Our objectives are to obtain reasonable assurance about whether the financial statements as a whole are free from material misstatement, whether due to fraud or error, and to issue an auditor's report that includes our opinion. Reasonable assurance is a high level of assurance, but is not a guarantee that an audit conducted in accordance with Canadian generally accepted auditing standards will always detect a material misstatement when it exists. Misstatements can arise from fraud or error and are considered material if, individually or in the aggregate, they could reasonably be expected to influence the economic decisions of users taken on the basis of these financial statements.

As part of an audit in accordance with Canadian generally accepted auditing standards, we exercise professional judgment and maintain professional skepticism throughout the audit. We also:

- Identify and assess the risks of material misstatement of the financial statements, whether due to fraud or error, design and perform audit procedures responsive to those risks, and obtain audit evidence that is sufficient and appropriate to provide a basis for our opinion. The risk of not detecting a material misstatement resulting from fraud is higher than for one resulting from error, as fraud may involve collusion, forgery, intentional omissions, misrepresentations, or the override of internal control.
- Obtain an understanding of internal control relevant to the audit in order to design audit procedures that are appropriate in the circumstances, but not for the purpose of expressing an opinion on the effectiveness of the School District's internal control.
- Evaluate the appropriateness of accounting policies used and the reasonableness of accounting estimates and related disclosures made by management.
- Conclude on the appropriateness of management's use of the going concern basis of accounting and, based on the audit evidence obtained, whether a material uncertainty exists related to events or conditions that may cast significant doubt on the School District's ability to continue as a going concern. If we conclude that a material uncertainty exists, we are required to draw attention in our auditor's report to the related disclosures in the financial statements or, if such disclosures are inadequate, to modify our opinion. Our conclusions are based on the audit evidence obtained up to the date of our auditor's report. However, future events or conditions may cause the School District to cease to continue as a going concern.

We communicate with those charged with governance regarding, among other matters, the planned scope and timing of the audit and significant audit findings, including any significant deficiencies in internal control that we identify during our audit.

Vancouver, Canada
September 11, 2019



Chartered Professional Accountants

School District No. 36 (Surrey)

Statement of Financial Position

As at June 30, 2019

Statement 1

	2019 Actual	2018 Actual
	\$	\$
Financial Assets		
Cash and Cash Equivalents	158,493,646	156,144,353
Accounts Receivable		
Due from Province - Ministry of Education (Note 4)	14,091,232	2,211,621
Other (Note 4)	5,759,377	4,325,607
Portfolio Investments (Note 5)	18,016,429	24,581,934
Total Financial Assets	196,360,684	187,263,515
Liabilities		
Accounts Payable and Accrued Liabilities		
Due to Province - Ministry of Education	150,000	155,000
Other (Note 6)	22,011,309	14,853,994
Unearned Revenue (Note 7)	14,899,493	13,824,700
Deferred Revenue (Note 8)	8,599,789	8,305,554
Deferred Capital Revenue (Note 9)	576,071,176	550,906,185
Employee Future Benefits (Note 10)	13,931,407	14,990,396
Other Liabilities (Note 11)	63,458,318	57,751,286
Total Liabilities	699,121,492	660,787,115
Net Financial Assets (Debt)	(502,760,808)	(473,523,600)
Non-Financial Assets		
Tangible Capital Assets (Note 13)	1,060,111,753	1,022,596,712
Prepaid Expenses	1,433,903	2,126,931
Total Non-Financial Assets	1,061,545,656	1,024,723,643
Accumulated Surplus (Deficit)	558,784,848	551,200,043

Contractual Obligations (Note 16,17)

Contingent Liabilities (Note 18)

Approved by the Board

Signature of the Chairperson of the Board of Education

Date Signed

Signature of the Superintendent

Date Signed

Signature of the Secretary/Treasurer

Date Signed

School District No. 36 (Surrey)

Statement 2

Statement of Operations

Year Ended June 30, 2019

	2019 Budget (Note 22)	2019 Actual	2018 Actual
	\$	\$	\$
Revenues			
Provincial Grants			
Ministry of Education	719,255,188	723,776,188	717,853,939
Other	1,329,681	1,100,828	415,246
Municipal Grants Spent on Sites		2,450,813	1,727,398
Federal Grants	3,478,134	3,807,365	3,513,076
Tuition	15,688,767	15,813,747	15,744,283
Other Revenue	19,257,812	22,099,074	26,094,255
Rentals and Leases	2,740,500	3,249,067	2,958,963
Investment Income	3,111,109	3,614,674	2,176,044
Gain (Loss) on Disposal of Tangible Capital Assets			117,000
Amortization of Deferred Capital Revenue	24,547,000	23,203,757	33,682,996
Total Revenue	789,408,191	799,115,513	804,283,200
Expenses			
Instruction	660,771,661	657,182,009	628,208,682
District Administration	17,795,833	15,336,206	15,320,752
Operations and Maintenance	112,796,926	113,034,545	111,886,624
Transportation and Housing	6,716,259	5,977,948	5,910,236
Total Expense	798,080,679	791,530,708	761,326,294
Surplus (Deficit) for the year	(8,672,488)	7,584,805	42,956,906
Accumulated Surplus (Deficit) from Operations, beginning of year		551,200,043	508,243,137
Accumulated Surplus (Deficit) from Operations, end of year		558,784,848	551,200,043

School District No. 36 (Surrey)

Statement 4

Statement of Changes in Net Financial Assets (Debt)

Year Ended June 30, 2019

	2019 Budget (Note 22)	2019 Actual	2018 Actual
	\$	\$	\$
Surplus (Deficit) for the year	<u>(8,672,488)</u>	<u>7,584,805</u>	<u>42,956,906</u>
Effect of change in Tangible Capital Assets			
Acquisition of Tangible Capital Assets	(40,925,793)	(73,809,055)	(93,649,594)
Amortization of Tangible Capital Assets	35,663,000	36,294,014	42,128,312
Total Effect of change in Tangible Capital Assets	<u>(5,262,793)</u>	<u>(37,515,041)</u>	<u>(51,521,282)</u>
Acquisition of Prepaid Expenses		(1,433,903)	(2,126,931)
Use of Prepaid Expenses		2,126,931	1,861,069
Total Effect of change in Other Non-Financial Assets	<u>-</u>	<u>693,028</u>	<u>(265,862)</u>
(Increase) Decrease in Net Financial Assets (Debt), before Net Remeasurement Gains (Losses)	<u>(13,935,281)</u>	<u>(29,237,208)</u>	<u>(8,830,238)</u>
Net Remeasurement Gains (Losses)			
(Increase) Decrease in Net Financial Assets (Debt)		<u>(29,237,208)</u>	<u>(8,830,238)</u>
Net Financial Assets (Debt), beginning of year		<u>(473,523,600)</u>	<u>(464,693,362)</u>
Net Financial Assets (Debt), end of year		<u><u>(502,760,808)</u></u>	<u><u>(473,523,600)</u></u>

School District No. 36 (Surrey)

Statement 5

Statement of Cash Flows
Year Ended June 30, 2019

	2019 Actual	2018 Actual
	\$	\$
Operating Transactions		
Surplus (Deficit) for the year	7,584,805	42,956,906
Changes in Non-Cash Working Capital		
Decrease (Increase)		
Accounts Receivable	(13,313,381)	(68,760)
Prepaid Expenses	693,028	(265,862)
Increase (Decrease)		
Accounts Payable and Accrued Liabilities	7,152,315	1,404,754
Unearned Revenue	1,074,793	181,807
Deferred Revenue	294,235	(2,754,309)
Employee Future Benefits	(1,058,989)	(732,074)
Other Liabilities	5,707,032	4,108,435
Loss (Gain) on Disposal of Tangible Capital Assets	-	(117,000)
Amortization of Tangible Capital Assets	36,294,014	42,128,312
Amortization of Deferred Capital Revenue	(23,203,757)	(33,682,996)
Recognition of Deferred Capital Revenue Spent on Sites	(8,335,853)	(32,482,052)
Local Capital Site Costs Reclassified to Bylaw Capital		(486,504)
Total Operating Transactions	12,888,242	20,190,657
Capital Transactions		
Tangible Capital Assets Purchased	(35,785,968)	(82,588,501)
Tangible Capital Assets -WIP Purchased	(38,023,087)	(11,061,093)
District Portion of Proceeds on Disposal	-	117,000
Total Capital Transactions	(73,809,055)	(93,532,594)
Financing Transactions		
Capital Revenue Received	56,704,601	65,395,873
Total Financing Transactions	56,704,601	65,395,873
Investing Transactions		
Investments in Portfolio Investments	6,565,505	18,996,516
Total Investing Transactions	6,565,505	18,996,516
Net Increase (Decrease) in Cash and Cash Equivalents	2,349,293	11,050,452
Cash and Cash Equivalents, beginning of year	156,144,353	145,093,901
Cash and Cash Equivalents, end of year	158,493,646	156,144,353
Cash and Cash Equivalents, end of year, is made up of:		
Cash	158,493,646	156,144,353
	158,493,646	156,144,353

NOTE 1 AUTHORITY AND PURPOSE

The School District operates under authority of the School Act of British Columbia as a corporation under the name of "The Board of Education of School District No. 36 (Surrey)", and operates as "School District No. 36 (Surrey)". A board of education ("the Board") is elected for a four-year term and governs the School District. The School District provides educational programs to students enrolled in its schools in the cities of Surrey and White Rock, and is principally funded by the Province of British Columbia through the Ministry of Education. School District No. 36 (Surrey) is exempt from federal and provincial corporate income taxes.

NOTE 2 SUMMARY OF SIGNIFICANT ACCOUNTING POLICIES

a) Basis of Accounting

These financial statements have been prepared in accordance with Section 23.1 of the Budget Transparency and Accountability Act of the Province of British Columbia. This Section requires that the financial statements be prepared in accordance with Canadian public sector accounting standards except in regard to the accounting for government transfers as set out in Notes 2(f) and 2(l).

In November 2011, Treasury Board provided a directive through Restricted Contributions Regulation 198/2011 providing direction for the reporting of restricted contributions whether they are received or receivable by the School District before or after this regulation was in effect.

As noted in notes 2 (f) and 2 (l), Section 23.1 of the *Budget Transparency and Accountability Act* and its related regulations require the School District to recognize non-capital restricted contributions into revenue in the fiscal period in which the restriction the contribution is subject to is met and require the School District to recognize government transfers for the acquisition of capital assets into revenue on the same basis as the related amortization expense. Canadian public sector accounting standards would require these contributions, if they are government transfers, to be recognized into revenue immediately when received unless they contain a stipulation that meets the definition of a liability. The impact of these differences on the financial statements of the School District are as follows:

Year-ended June 30, 2019 - increase in annual surplus by \$25,459,226.

June 30, 2019 - increase in accumulated surplus by \$573,393,602 a decrease in deferred revenue by \$3,479,361 and a decrease in deferred capital revenue by \$569,914,241.

Year-ended June 30, 2018 - decrease in annual surplus by \$4,009,988.

June 30, 2018 - increase in accumulated surplus by \$546,510,319 a decrease in deferred revenue by \$4,068,704 and a decrease in deferred capital revenue by \$542,441,615.

b) Cash and Cash Equivalents

Cash and cash equivalents include cash on hand balances on deposit in financial institutions that are readily convertible to known amounts of cash and that are subject to an insignificant risk of change in value. These cash equivalents generally have a maturity of three months or less at acquisition and are held for the purpose of meeting short-term cash commitments rather than for investing.

c) Accounts Receivable

Accounts receivable are shown net of allowance for doubtful accounts. (See Note 4)

NOTE 2 SUMMARY OF SIGNIFICANT ACCOUNTING POLICIES *(Continued)*

d) Portfolio Investments

The School District has investments in GIC's, term deposits and bonds, that either have no maturity dates or have a maturity of greater than 3 months at the time of acquisition. GIC's, term deposits, bonds and other investments not quoted in an active market are reported at cost or amortized cost.

The School District did not include a statement of re-measurement gains and losses as there were no re-measurement transactions to report.

Detailed information regarding portfolio investments is disclosed in Note 5.

e) Unearned Revenue

Unearned revenue includes tuition fees received for courses to be delivered in future periods and receipt of proceeds for services or products to be delivered in a future period. Revenue will be recognized in that future period when the courses, services, or products are provided.

f) Deferred Revenue and Deferred Capital Revenue

Deferred revenue includes both government transfers and other contributions received with stipulations that meet the description of restricted contributions in the Restricted Contributions Regulation 198/2011 issued by Treasury Board. When restrictions are met, deferred revenue is recognized as revenue in the fiscal year in a manner consistent with the circumstances and evidence used to support the initial recognition of the contributions received as a liability as detailed in Note 2(l).

Funding received for the acquisition of depreciable tangible capital assets is recorded as deferred capital revenue and amortized over the life of the asset acquired as revenue in the statement of operations. This accounting treatment is not consistent with the requirements of Canadian public sector accounting standards which require that government transfers be recognized as revenue when approved by the transferor and eligibility criteria have been met unless the transfer contains a stipulation that creates a liability in which case the transfer is recognized as revenue over the period that the liability is extinguished. See Note 2(a) for the impact of this policy on these financial statements.

g) Employee Future Benefits

The School District provides certain post-employment benefits including vested and non-vested benefits for certain employees pursuant to certain contracts and union agreements.

The School District accrues its obligations and related costs including both vested and non-vested benefits under employee future benefit plans. Benefits include vested sick leave, accumulating non-vested sick leave, early retirement, retirement/severance, vacation, overtime and death benefits. The benefits cost is actuarially determined using the projected unit credit method pro-rated on service and using management's best estimate of expected salary escalation, termination rates, retirement rates and mortality. The discount rate used to measure obligations is based on the cost of borrowing.

The cumulative unrecognized actuarial gains and losses are amortized over the expected average remaining service lifetime (EARS�) of active employees covered under the plan.

The most recent valuation of the obligation was performed at March 31, 2019 and projected to March 31, 2022. The next valuation will be performed at March 31, 2022 for use at June 30, 2022. For the purposes of determining the financial position of the plans and the employee future benefit costs, a measurement date of March 31 was adopted for all periods subsequent to July 1, 2004.

NOTE 2 SUMMARY OF SIGNIFICANT ACCOUNTING POLICIES *(Continued)*

g) Employee Future Benefits (cont'd)

The School District and its employees make contributions to the Teachers' Pension Plan and Municipal Pension Plan. The plans are multi-employer plans where assets and obligations are not separated. The costs are expensed as incurred.

h) Prepaid Expenses

Materials and supplies held in central stores for use within the district are included as a prepaid expense and stated at acquisition cost and are charged to expense over the periods expected to benefit.

i) Funds and Reserves

Certain amounts, as approved by the Board are set aside in accumulated surplus for future operating and capital purposes. Transfers to and from funds and reserves are an adjustment to the respective fund when approved (see Notes 14 – Interfund Transfers and Note 21 – Internally Restricted – Operating Fund).

j) Liability for Contaminated Sites

Contaminated sites are a result of contamination being introduced into air, soil, water or sediment of a chemical, organic or radioactive material or live organism that exceeds an environmental standard. The liability is recorded net of any expected recoveries. A liability for remediation of contaminated sites is recognized when a site is not in productive use and all the following criteria are met:

- an environmental standard exists;
- contamination exceeds the environmental standard;
- the School District:
 - is directly responsible; or
 - accepts responsibility;
- it is expected that future economic benefits will be given up; and
- a reasonable estimate of the amount can be made.

The liability is recognized as management's estimate of the cost of post-remediation including operation, maintenance and monitoring that are an integral part of the remediation strategy for a contaminated site.

k) Tangible Capital Assets

The following criteria apply:

- Tangible capital assets acquired or constructed are recorded at cost which includes amounts that are directly related to the acquisition, design, construction, development, improvement or betterment of the assets. Cost also includes overhead directly attributable to construction as well as interest costs that are directly attributable to the acquisition or construction of the asset.
- Donated tangible capital assets are recorded at their fair market value on the date of donation, except in circumstances where fair value cannot be reasonably determined, which are then recognized at nominal value. Transfers of capital assets from related parties are recorded at carrying value.
- Work-in-progress is recorded as an acquisition to the applicable asset class at substantial completion.
- Tangible capital assets are written down to residual value when conditions indicate they no longer contribute to the ability of the School District to provide services or when the value of future economic benefits associated with the sites and buildings are less than their net book value. The write-downs are accounted for as expenses in the Statement of Operations.

NOTE 2 SUMMARY OF SIGNIFICANT ACCOUNTING POLICIES *(Continued)*

k) Tangible Capital Assets *(Continued)*

- Buildings that are demolished or destroyed are written-off.
- The cost, less residual value, of tangible capital assets (excluding sites), is amortized on a straight-line basis over the estimated useful life of the asset. It is management's responsibility to determine the appropriate useful lives for tangible capital assets. These useful lives are reviewed on a regular basis or if significant events initiate the need to revise. Estimated useful life is as follows:

Buildings	40 years
Furniture & Equipment	10 years
Vehicles	10 years
Computer Software	5 years
Computer Hardware	5 years

l) Revenue Recognition

Revenues are recognized in the period in which the transactions or events occurred that gave rise to the revenues. All revenues are recorded on an accrual basis, except when the accruals cannot be determined with a reasonable degree of certainty or when their estimation is impracticable.

Contributions received or where eligibility criteria have been met are recognized as revenue except where the contribution meets the criteria for deferral as described below. Eligibility criteria are the criteria that the School District has to meet in order to receive the contributions including authorization by the transferring government.

For contributions subject to a legislative or contractual stipulation or restriction as to their use, revenue is recognized as follows:

- Non-capital contributions for specific purposes are recorded as deferred revenue and recognized as revenue in the year related expenses are incurred,
- Contributions restricted for site acquisitions are recorded as revenue when the sites are purchased, and
- Contributions restricted for tangible capital assets acquisitions other than sites are recorded as deferred capital revenue and amortized over the useful life of the related assets.

Donated tangible capital assets other than sites are recorded at fair market value and amortized over the useful life of the assets. Donated sites are recorded as revenue at fair market value when received or receivable.

The accounting treatment for restricted contributions that are government transfers is not consistent with the requirements of Canadian public sector accounting standards which require that government transfers be recognized as revenue when approved by the transferor and eligibility criteria have been met unless the transfer contains a stipulation that meets the criteria for liability recognition in which case the transfer is recognized as revenue over the period that the liability is extinguished. See note 2 (a) for the impact of this policy on these financial statements.

Revenue related to fees or services received in advance of the fee being earned or the service is performed is deferred and recognized when the fee is earned or service performed.

Investment income is reported in the period earned. When required by the funding party or related Act, investment income earned on deferred revenue is added to the deferred revenue balance.

NOTE 2 SUMMARY OF SIGNIFICANT ACCOUNTING POLICIES *(Continued)*

m) Expenditures

Expenses are reported on an accrual basis. The cost of all goods consumed and services received during the year is expensed.

- Operating expenses are reported by function, program, and object. Whenever possible, expenditures are determined by actual identification. Additional costs pertaining to specific instructional programs, such as special and aboriginal education, are allocated to these programs. All other costs are allocated to related programs.
- Actual salaries of personnel assigned to two or more functions or programs are allocated based on the time spent in each function and program. School-based clerical salaries are allocated to school administration and partially to other programs to which they may be assigned. Principals and Vice-Principals salaries are allocated to school administration and may be partially allocated to other programs to recognize their other responsibilities.
- Employee benefits and allowances are allocated to the same programs, and in the same proportions, as the individual's salary.
- Supplies and services are allocated based on actual program identification.

n) Measurement Uncertainty

Preparation of financial statements in accordance with the basis of accounting described in note 2 a) requires management to make estimates and assumptions that impact reported amounts of assets and liabilities at the date of the financial statements and revenues and expenses during the reporting periods. Significant areas requiring the use of management estimates relate to the potential impairment of assets, rates for amortization and estimated employee future benefits. Actual results could differ from those estimated.

o) Financial Instruments

A contract establishing a financial instrument creates, at its inception, rights and obligations to receive or deliver economic benefits. The financial assets and financial liabilities portray these rights and obligations in the financial statements. The School District recognizes a financial instrument when it becomes a party to a financial instrument contract.

Financial instruments consist of cash and cash equivalents, accounts receivable, portfolio investments, accounts payable and accrued liabilities, and other liabilities. The School District does not have any derivatives.

Except for portfolio investments in equity instruments quoted in an active market that are recorded at fair value, all financial assets and liabilities are recorded at cost or amortized cost and the associated transaction costs are added to the carrying value of these investments upon initial recognition. Transaction costs are incremental costs directly attributable to the acquisition or issue of a financial asset or a financial liability. Interest and dividends attributable to financial instruments are reported in the statement of operations.

All financial assets are tested annually for impairment. When financial assets are impaired, impairment losses are recorded in the statement of operations. A write-down of a portfolio investment to reflect a loss in value is not reversed for a subsequent increase in value.

For financial instruments measured using amortized cost, the effective interest rate method is used to determine interest revenue or expense.

NOTE 2 SUMMARY OF SIGNIFICANT ACCOUNTING POLICIES (Continued)**p) Asset Retirement Obligations**

Liabilities are recognized for statutory, contractual or legal obligations associated with the retirement of tangible capital assets when those obligations result from the acquisition, construction, development or normal operation of the assets. The obligations are measured initially at fair value, determined using present value methodology, and the resulting costs capitalized into the carrying amount of the related tangible capital asset. In subsequent periods, the liability is adjusted for accretion and any changes in the amount or timing of the underlying future cash flows. The capitalized asset retirement cost is amortized on the same basis as the related asset and accretion expense is included in the Statement of Operations.

NOTE 3 ECONOMIC DEPENDENCE

The operations of the School District are dependent on continued funding from the Ministry of Education and various governmental agencies to carry out its programs. These financial statements have been prepared on a going concern basis.

NOTE 4 ACCOUNTS RECEIVABLE

- a) The Accounts Receivable, Due from Province for \$14,091,232 is presented net of a \$993,569 allowance for Classroom Enhancement Funds ("CEF") receivable from the Ministry of Education as at June 30, 2019. The uncommitted portion represented by the allowance for \$993,569 has been recognized as an Operating Expense (Statement 2). Management ascertains that the full amount is due to the School District based on current interpretations of the CEF Provincial funding agreement.

b)

	June 30, 2019	June 30, 2018
Due from Federal Government	\$ 3,355,305	\$ 2,042,127
Trade accounts receivable	365,480	347,812
Interest receivable	150,225	134,681
Payroll accounts receivable	106,972	136,512
Other accounts receivable	264,750	28,217
School site acquisition charges	1,516,645	1,636,258
	<u>\$ 5,759,377</u>	<u>\$ 4,325,607</u>

NOTE 5 PORTFOLIO INVESTMENTS

Investments consist of bank GIC, bank corporate, provincial and municipal bonds.

	June 30, 2019			June 30, 2018		
	Effective Fair Value Yield	Cost	Fair Value	Effective Fair Value Yield	Cost	Fair Value
Bank term investments	2.80%	\$ 5,266,871	\$ 5,223,464	0.00%	\$ -	\$ -
Fixed income securities						
Bank corporate	2.81%	\$ 11,371,825	\$ 11,402,495	2.59%	\$ 17,893,015	\$ 17,489,827
Provincial bonds	0.00%	-	-	3.16%	4,966,242	4,813,202
Municipal bonds	3.05%	1,377,733	1,438,789	3.04%	1,722,677	1,730,788
Total Portfolio Investments		<u>\$ 18,016,429</u>	<u>\$ 18,064,748</u>		<u>\$ 24,581,934</u>	<u>\$ 24,033,817</u>

NOTE 6 ACCOUNTS PAYABLE – OTHER

	June 30, 2019	June 30, 2018
Trade payables	\$ 19,935,660	\$ 12,986,660
Lien Holdbacks	1,924,816	1,686,699
Other	150,833	180,635
	<u>\$ 22,011,309</u>	<u>\$ 14,853,994</u>

NOTE 7 UNEARNED REVENUE

Unearned revenue as at June 30th, 2019

	Balance, June 30, 2018	Increases to Unearned Revenue	Revenue recognized in the period	Balance, June 30, 2019
	\$	\$	\$	\$
Tuition Fees	13,728,769	16,842,678	(15,813,747)	14,757,700
Rental/Lease of Facilities	95,931	3,294,929	(3,249,067)	141,793
Total	13,824,700	20,137,607	(19,062,814)	14,899,493

Unearned revenue as at June 30th, 2018

	Balance, June 30, 2017	Increases to Unearned Revenue	Revenue recognized in the period	Balance, June 30, 2018
	\$	\$	\$	\$
Tuition Fees	13,501,812	15,971,240	(15,744,283)	13,728,769
Rental/Lease of Facilities	141,081	2,913,813	(2,958,963)	95,931
Total	13,642,893	18,885,053	(18,703,246)	13,824,700

NOTE 8 DEFERRED REVENUE

Deferred revenue includes unspent grants and contributions received that meet the description of a restricted contribution in the Restricted Contributions Regulation 198/2011 issued by Treasury Board, i.e., the stipulations associated with those grants and contributions have not yet been fulfilled.

Deferred Revenue as at June 30th, 2019

	Balance, June 30, 2018	Contributions received	Revenue recognized in the period	Balance, June 30, 2019
	\$	\$	\$	\$
Provincial Grants - Ministry of Education	1,515,867	48,916,911	(49,365,673)	1,067,105
Provincial Grants - Other	467,681	770,000	(669,593)	568,088
Federal Grants	63,461	964,795	(980,836)	47,420
Other	6,258,545	19,759,405	(19,100,774)	6,917,176
Investment Income	-	15,858	(15,858)	-
Total	8,305,554	70,426,969	(70,132,734)	8,599,789

NOTE 8 DEFERRED REVENUE (Continued)Deferred Revenue as at June 30th, 2018

	Balance, June 30, 2017	Contributions received	Revenue recognized in the period	Balance, June 30, 2018
	\$	\$	\$	\$
Provincial Grants - Ministry of Education	3,790,617	43,034,271	(45,309,021)	1,515,867
Provincial Grants - Other	30,875	504,602	(67,796)	467,681
Federal Grants	-	931,179	(867,718)	63,461
Other	7,238,371	22,228,664	(23,208,490)	6,258,545
Investment Income	-	9,143	(9,143)	-
Total	11,059,863	66,707,859	(69,462,168)	8,305,554

NOTE 9 DEFERRED CAPITAL REVENUE

Deferred capital revenue includes grants and contributions received that are restricted by the contributor for the acquisition of tangible capital assets that meet the description of a restricted contribution in the Restricted Contributions Regulation 198/2011 issued by Treasury Board. Once spent, the contributions are amortized into revenue over the life of the asset acquired.

	2019 \$	2018 \$
Deferred Capital Revenue, (includes Work in progress), beginning of year, July 1st.	<u>550,906,185</u>	<u>552,161,864</u>
Increases:		
Provincial Grants - MOE	53,484,815	62,027,310
Provincial Grants - Other	184,582	262,882
Local Government Site Fees	2,847,978	2,658,165
Investment Income	187,226	96,516
Proceeds from Disposal	-	351,000
	<u>56,704,601</u>	<u>65,395,873</u>
Decreases:		
Transfers to revenue - site purchases	8,335,853	32,482,052
Transfer to Local Capital	-	486,504
Amortization of Deferred Capital Revenue	<u>23,203,757</u>	<u>33,682,996</u>
	<u>31,539,610</u>	<u>66,651,552</u>
Net Change for the year	<u>25,164,991</u>	<u>(1,255,679)</u>
Deferred Capital Revenue (includes Work in progress), end of year, June 30th.	<u>576,071,176</u>	<u>550,906,185</u>

Work in progress amount as of June 30, 2019 was \$42,878,667 (June 30, 2018: \$7,158,769).

NOTE 10 EMPLOYEE FUTURE BENEFITS

Benefits include vested sick leave, accumulating non-vested sick leave, early retirement, retirement/severance and death benefits. Funding is provided when the benefits are paid and accordingly, there are no plan assets. Although no plan assets are uniquely identified, the School District has provided for the payment of these benefits.

Benefit Payments	(2,124,241)	(1,968,008)
Increase (Decrease) in Obligation Due to Plan Amendment	(50,290)	-
Actuarial (Gain) Loss	1,343,683	(258,694)
Accrued Benefit Obligation – March 31	<u>14,424,654</u>	<u>14,021,951</u>

Reconciliation of Funded Status at End of Fiscal Year

Accrued Benefit Obligation - March 31	14,424,654	14,021,951
Market Value of Plan Assets - March 31	-	-
Funded Status - Surplus (Deficit)	(14,424,654)	(14,021,951)
Employer Contributions After Measurement Date	290,766	244,347
Benefits Expense After Measurement Date	(267,783)	(308,388)
Unamortized Net Actuarial (Gain) Loss	470,264	(904,404)
Accrued Benefit Asset (Liability) - June 30	<u>(13,931,407)</u>	<u>(14,990,396)</u>

Reconciliation of Change in Accrued Benefit Liability

Accrued Benefit Liability (Asset) - July 1	14,990,396	15,722,470
Net Expense for Fiscal Year	1,111,670	1,220,190
Employer Contributions	(2,170,660)	(1,952,264)
Accrued Benefit Liability (Asset) - June 30	<u>13,931,407</u>	<u>14,990,396</u>

Components of Net Benefit Expense

Service Cost	820,504	827,579
Interest Cost	372,442	398,959
Immediate Recognition of Plan Amendment	(50,290)	-
Amortization of Net Actuarial (Gain)/Loss	(30,986)	(6,348)
Net Benefit Expense (Income)	<u>1,111,670</u>	<u>1,220,190</u>

NOTE 10 EMPLOYEE FUTURE BENEFITS (Continued)

The significant actuarial assumptions adopted for measuring the School District's accrued benefit obligations are:

	2019	2018
Discount Rate – April 1	2.75%	2.75%
Discount Rate – March 31	2.50%	2.75%
Long Term Salary Growth – April 1	2.50% + seniority	2.50% + seniority
Long Term Salary Growth – March 31	2.50% + seniority	2.50% + seniority
EARSL – March 31	8.6 years	10.5 years

NOTE 11 OTHER LIABILITIES

Vacation pay and banked overtime are recognized as an expense at the time the entitlement is earned through service.

	June 30, 2019	June 30, 2018
	\$	\$
Salaries and Benefits Payable	55,897,189	50,472,398
Accrued Vacation Pay	7,561,129	7,278,888
	63,458,318	57,751,286

NOTE 12 EMPLOYEE PENSION PLANS

The School District and its employees contribute to the Teachers' Pension Plan and Municipal Pension Plan, jointly trustee pension plans. The board of trustees for these plans represents plan members and employers and is responsible for the management of the pension plan including investment of the assets and administration of benefits. The pension plans are multi-employer contributory pension plans. Basic pension benefits provided are based on a formula. Defined contribution plan accounting is applied to the plans as the plan exposes the participating entities to actuarial risks associated with the current and former employees of other entities, with the result that there is no consistent and reliable basis for allocating the obligation, plan assets and cost to individual entities participating in the plan. The School District's employer contributions to these plans in the fiscal year ended June 30, 2019 were \$60,149,911, (2018: \$62,165,072).

Teachers' Pension Plan

Every three years, an actuarial valuation is performed to assess the financial position of the plans and the adequacy of plan funding. The most recent actuarial valuation of the Teachers' Pension Plan as at December 31, 2017, indicated a \$1,656 million surplus for basic pension benefits on a going concern basis. As a result of the 2017 basic account actuarial valuation surplus and pursuant to the joint trustee agreement, the employer basic contribution rate decreased. The next valuation will be as at December 31, 2020 with results available in 2021.

As of December 31, 2018, The Teachers' Pension Plan has about 48,000 active members from school districts, and approximately 38,000 retired members from school districts.

Teacher Pension Plan is determined on a formula based on contribution rates as a percentage of salary. The following rates were used for 2019 and 2018 fiscal years.

For 2019	Employer
Flat percent of salary	11.30%
For 2018	Employer
Flat percent of salary	13.23%

(YMPE for 2018 set at \$55,900)

Municipal Pension Plan

The most recent actuarial valuation for the Municipal Pension Plan as at December 31, 2015, indicated a \$2,224 million funding surplus for basic pension benefits on a going concern basis. As a result of the 2015 basic account actuarial valuation surplus and pursuant to the joint trustee agreement, \$1,927 million was transferred to the rate stabilization account and \$297 million of the surplus ensured the required contribution rates remained unchanged. The next valuation will be as at December 31, 2018 with results available in 2019.

As of December 31, 2018, The Municipal Pension Plan has about 205,000 active members, of which approximately 26,000 are from school districts.

Municipal Pension Plan is determined on a formula based on contribution rate of 9.96% of salary for 2019 (2018: 9.81%).

NOTE 13 TANGIBLE CAPITAL ASSETS

June 30, 2019	Land	Building	Furniture and Equipment	Vehicles	Computer Software	Computer Hardware	2019 Total
	\$	\$	\$	\$	\$	\$	\$
Cost							
Beginning of year	321,765,267	1,152,096,806	41,895,089	8,025,443	2,659,827	14,021,033	1,540,463,465
Additions	8,335,853	49,975,337	7,465,140	1,706,011	481,975	5,844,739	73,809,055
Disposals	-	-	-	-	-	-	-
Deemed Disposals	-	-	(2,791,659)	(1,043,052)	86,950	(1,297,585)	(5,045,346)
Closing Balance	330,101,120	1,202,072,143	46,568,570	8,688,402	3,228,752	18,568,187	1,609,227,174
Accumulated Amortization							
Beginning Balance		490,539,687	17,834,597	3,133,775	1,206,778	5,151,916	517,866,753
Amortization		27,187,358	4,423,183	835,693	588,858	3,258,922	36,294,014
Disposals		-	-	-	-	-	-
Deemed Disposals		-	(2,791,659)	(1,043,052)	86,950	(1,297,585)	(5,045,346)
Closing Balance		517,727,045	19,466,121	2,926,416	1,882,586	7,113,253	549,115,421
Net Book Value	330,101,120	684,345,098	27,102,449	5,761,986	1,346,166	11,454,934	1,060,111,753

Cost at June 30th, 2019, includes work in progress on Buildings for \$47,747,132.

NOTE 13 TANGIBLE CAPITAL ASSETS *(Continued)*

June 30, 2018	Land	Building	Furniture and Equipment	Vehicles	Computer Software	Computer Hardware	2018 Total
	\$	\$	\$	\$	\$	\$	\$
Cost							
Beginning of year	288,898,686	1,108,691,359	34,384,071	6,480,960	3,065,973	11,162,841	1,452,683,890
Additions	32,866,581	43,405,447	10,014,078	2,227,537	428,911	4,707,040	93,649,594
Disposals	-	-	-	-	-	-	-
Deemed Disposals	-	-	(2,503,060)	(683,054)	(835,057)	(1,848,848)	(5,870,019)
Closing Balance	321,765,267	1,152,096,806	41,895,089	8,025,443	2,659,827	14,021,033	1,540,463,465
Accumulated Amortization							
Beginning Balance		455,057,878	16,523,761	3,091,513	1,602,581	5,332,727	481,608,460
Amortization		35,481,809	3,813,896	725,316	439,254	1,668,037	42,128,312
Disposals		-	-	-	-	-	-
Deemed Disposals		-	(2,503,060)	(683,054)	(835,057)	(1,848,848)	(5,870,019)
Closing Balance		490,539,687	17,834,597	3,133,775	1,206,778	5,151,916	517,866,753
Net Book Value	321,765,267	661,557,119	24,060,492	4,891,668	1,453,049	8,869,117	1,022,596,712

Cost at June 30th, 2018, includes work in progress on Buildings for \$13,701,095.

NOTE 14 INTERFUND TRANSFERS

The School District manages their accounts using three different funds – operating, special purpose and capital. Transfers between funds during the current year are as follows:

- Transfers of \$12,816,350 (2018: \$10,503,700) from the operating fund and \$239,713 (2018: \$313,490) from the special purpose fund, totalling \$13,056,063 (2018: \$10,817,190) to the capital fund, were made to purchase various capital assets;
- Transfers of \$nil (2018: \$15,448,000) from the operating fund to the capital fund's local capital were made for the district's commitment to approved government capital projects, furniture and equipment, vehicles and other infrastructure upgrades.

NOTE 15 RELATED PARTY TRANSACTIONS

The School District is related through common ownership to all Province of British Columbia ministries, agencies, school districts, health authorities, colleges, universities, and crown corporations. Transactions with these entities, unless disclosed separately, are considered to be in the normal course of operations and are recorded at the exchange amount.

NOTE 16 CONTRACTUAL OBLIGATIONS

The School District has a total of \$142,351,149 (2018: \$5,643,649) of contractual obligations at year end related to the construction or renovation of buildings, which are funded from deferred capital revenues of Ministry of Education Bylaw capital, Restricted Capital, Land Capital, Local Capital Reserve funds and operating funds. Disclosure relates to the unperformed portion of the contracts.

Contractual Commitments:

Grandview Heights Area Secondary	\$ 55,613,421
Douglas Elementary	20,020,515
Edgewood Drive Elementary	19,645,237
Maddaugh Road Elementary	19,585,763
Coyote Creek Elementary	4,817,850
Mary Jane Shannon Elementary	4,633,760
Sullivan Heights Secondary	4,487,667
Pacific Heights Elementary	4,310,871
Frost Road Elementary	4,173,968
Latimer Road Elementary	1,988,628
Panorama Park Elementary	1,066,774
Portables	1,028,490
Clayton Village Elementary	498,885
Woodward Hill Elementary	253,693
Grandview Hazelmere Elementary	66,087
Queen Elizabeth Secondary	51,894
Prince Charles Elementary	41,618
Bear Creek Elementary	30,542
Sunnyside Elementary	20,500
Salish Secondary	14,987
Total Construction Commitments	\$ 142,351,149

NOTE 17 OPERATING LEASE OBLIGATIONS

The School District has operating lease agreements for facilities that require payments over the next five fiscal years ending June 30 as follows:

2020	\$627,548
2021	\$276,309
2022	\$246,066
2023	\$199,890
2024	\$83,287

NOTE 18 CONTINGENCIES

In the ordinary course of operations, the School District has legal proceedings brought against it and provisions have been included in liabilities where appropriate. It is the opinion of management that final determination of these claims will not have a material effect on the financial position or operations of the School District. The resulting loss on the District, if any, will be recorded in the period in which it is determinable.

NOTE 19 ASSET RETIREMENT OBLIGATION

Legal liabilities may exist for the removal or disposal of asbestos in schools that will undergo major renovations or demolition. The value of the liability for asbestos removal or disposal will be recognized in the period in which a reasonable estimate of fair value can be made. As at June 30, 2019 the liability is not reasonably determinable.

NOTE 20 EXPENSE BY OBJECT

	2019	2018
Salaries and Benefits	\$ 666,534,197	\$ 630,869,352
Services and Supplies	88,702,497	88,328,630
Amortization	36,294,014	42,128,312
Total	\$ 791,530,708	\$ 761,326,294

NOTE 21 INTERNALLY RESTRICTED – OPERATING FUND

The School District attributes a portion of the accumulated surplus to an internal operating fund and internally restricts for 2019: \$19,098,138 (2018: \$21,943,556). The detail of the internal restricted items are as follows:

Major Capital Contributions	\$ 7,200,000
2019-2020 Operating Budget	7,133,506
Telephony / Telecommunications	2,500,000
Net School Operating Balance	1,437,338
Learning Resources Balance	700,032
Aboriginal Education Targeted Funds	127,262
Total Internally Restricted Items	\$ 19,098,138

NOTE 22 BUDGET FIGURES

Budget figures included in the financial statements are the School District's amended annual budget adopted by the Board of Education on February 13th, 2019 and reflect more current estimates on student FTE, revenues and expenditures.

	Original Budget \$	Amended Budget \$	Change \$
Statement 2			
Revenue			
Provincial Grants			
Ministry of Education	697,444,715	719,255,188	21,810,473
Other	350,000	1,329,681	979,681
Federal Grants	3,222,684	3,478,134	255,450
Tuition	15,491,000	15,688,767	197,767
Other Revenues	18,426,962	19,257,812	830,850
Rental and Leases	2,778,150	2,740,500	(37,650)
Investment Income	2,106,000	3,111,109	1,005,109
Amortization of Deferred Capital Revenue	38,000,000	24,547,000	(13,453,000)
Total Revenue	<u>777,819,511</u>	<u>789,408,191</u>	<u>11,588,680</u>
Expenses			
Instruction	648,221,877	660,771,661	12,549,784
District Administration	16,115,633	17,795,833	1,680,200
Operations and Maintenance	122,232,046	112,796,926	(9,435,120)
Transportation and Housing	6,454,401	6,716,259	261,858
Total Expense	<u>793,023,957</u>	<u>798,080,679</u>	<u>5,056,722</u>
Net Revenue	<u>(15,204,446)</u>	<u>(8,672,488)</u>	<u>6,531,958</u>
Budgeted Allocation of Surplus (Deficit)	<u>15,806,419</u>	<u>14,574,281</u>	<u>(1,232,138)</u>
Budgeted Surplus (Deficit) for the Year	<u>601,973</u>	<u>5,901,793</u>	<u>5,299,820</u>
Statement 4			
Surplus (Deficit) for the year	<u>(15,204,446)</u>	<u>(8,672,488)</u>	<u>6,531,958</u>
Effect of change in Tangible Capital Assets			
Acquisition of Tangible Capital Assets	(45,001,973)	(40,925,793)	4,076,180
Amortization of Tangible Capital Assets	46,000,000	35,663,000	(10,337,000)
Total Effects of change in Tangible Assets	<u>998,027</u>	<u>(5,262,793)</u>	<u>(6,260,820)</u>
(Increase) Decrease in Net Financial Assets (Debt)			
before Net Remeasurement Gains (Losses)	<u>(14,206,419)</u>	<u>(13,935,281)</u>	<u>271,138</u>

Statement 2

The significant changes between the original budget and amended were:

Revenues:

- Ministry Grants – Amended to reflect actual Operating grant adjustments of \$9 million, Special Purpose of \$9.6 million, including Classroom Enhancement funds of \$8.9 million, and anticipated capital revenue \$3.2 million.
- Investment Income – Amended to reflect an increase in market conditions and an increased rate of return on funds held on deposit with the Ministry of Finance.
- Revised forecast of Deferred Capital Revenue.

NOTE 22 BUDGET FIGURES (Continued)

Expenses:

- Instruction – Recognition of Board approved use of internally restricted funds from 2018 and increased teacher and EA staffing required to address additional student growth.
- District Administration – Recognition of Board approved use of internally restricted funds from 2018.
- Operations and Maintenance –lower projected Amortization of Tangible Capital Assets.

Statement 4

The significant changes between original budget and amended were:

- Revised forecast of Acquisition of Tangible Capital Assets
- Decrease in anticipated Amortization of Capital assets

NOTE 23 RISK MANAGEMENT

The School District has exposure to the following risks from its use of financial instruments: credit risk, market risk and liquidity risk.

The Board ensures that the School District has identified its risks and ensures that management monitors and controls them.

a) Credit risk:

Credit risk is the risk of financial loss to an institution if a customer or counterparty to a financial instrument fails to meet its contractual obligations. Such risks arise principally from certain financial assets held consisting of cash, amounts receivable and investments.

The School District is exposed to credit risk in the event of non-performance by a borrower. This risk is mitigated as most amounts receivable are due from the Province and are collectible.

It is management's opinion that the School District is not exposed to significant credit risk associated with its cash deposits and investments as they are placed in recognized Canadian and British Columbia financial institutions.

b) Market risk :

Market risk is the risk that the fair value or future cash flows of a financial instrument will fluctuate because of changes in market prices. Market risk is comprised of currency risk and interest rate risk.

Currency risk is the risk that the fair value or future cash flows of a financial instrument will fluctuate because of changes in the foreign exchange rates. It is management's opinion that the School District is not exposed to significant currency risk, as amounts held and purchases made in foreign currency are insignificant.

Interest rate risk is the risk that the fair value or future cash flows of a financial instrument will fluctuate because of changes in the market interest rates. The School District is exposed to interest rate risk through its investments. The investment objectives are on protecting investments rather than the potential for superior returns. The school district has very low tolerance for risk with investments and prefers a low degree of price volatility.

NOTE 23 RISK MANAGEMENT *(Continued)*

c) Liquidity risk

Liquidity risk is the risk that the School District will not be able to meet its financial obligations as they become due.

The School District manages liquidity risk by continually monitoring actual and forecasted cash flows from operations and anticipated investing activities to ensure, as far as possible, that it will always have sufficient liquidity to meet its liabilities when due, under both normal and stressed conditions, without incurring unacceptable losses or risking damage to the School District's reputation.

Risk Management and insurance services for all school districts in British Columbia are provided by the Risk Management Branch of the Ministry of Finance.

School District No. 36 (Surrey)

Schedule 1 (Unaudited)

Schedule of Changes in Accumulated Surplus (Deficit) by Fund
Year Ended June 30, 2019

	Operating Fund	Special Purpose Fund	Capital Fund	2019 Actual	2018 Actual
	\$	\$	\$	\$	\$
Accumulated Surplus (Deficit), beginning of year	27,387,541		523,812,502	551,200,043	508,243,137
Changes for the year					
Surplus (Deficit) for the year	10,984,906	239,713	(3,639,814)	7,584,805	42,956,906
Interfund Transfers					
Tangible Capital Assets Purchased	(12,816,350)	(239,713)	13,056,063	-	
Net Changes for the year	(1,831,444)	-	9,416,249	7,584,805	42,956,906
Accumulated Surplus (Deficit), end of year - Statement 2	25,556,097	-	533,228,751	558,784,848	551,200,043

School District No. 36 (Surrey)

Schedule of Operating Operations

Year Ended June 30, 2019

Schedule 2 (Unaudited)

	2019 Budget (Note 22)	2019 Actual	2018 Actual
	\$	\$	\$
Revenues			
Provincial Grants			
Ministry of Education	666,809,758	668,525,475	641,303,760
Other	362,000	431,235	347,450
Federal Grants	2,510,204	2,826,529	2,645,358
Tuition	15,688,767	15,813,747	15,744,283
Other Revenue	2,404,331	2,890,247	2,703,237
Rentals and Leases	2,740,500	3,249,067	2,958,963
Investment Income	2,200,000	2,592,279	1,583,387
Total Revenue	692,715,560	696,328,579	667,286,438
Expenses			
Instruction	595,393,168	590,112,753	562,120,549
District Administration	17,795,833	14,879,579	14,624,867
Operations and Maintenance	74,766,788	74,373,393	67,393,652
Transportation and Housing	6,716,259	5,977,948	5,910,236
Total Expense	694,672,048	685,343,673	650,049,304
Operating Surplus (Deficit) for the year	(1,956,488)	10,984,906	17,237,134
Budgeted Appropriation (Retirement) of Surplus (Deficit)	14,574,281		
Net Transfers (to) from other funds			
Tangible Capital Assets Purchased	(12,617,793)	(12,816,350)	(10,503,700)
Local Capital			(15,448,000)
Total Net Transfers	(12,617,793)	(12,816,350)	(25,951,700)
Total Operating Surplus (Deficit), for the year	-	(1,831,444)	(8,714,566)
Operating Surplus (Deficit), beginning of year		27,387,541	36,102,107
Operating Surplus (Deficit), end of year		25,556,097	27,387,541
Operating Surplus (Deficit), end of year			
Internally Restricted		19,098,138	21,943,556
Unrestricted		6,457,959	5,443,985
Total Operating Surplus (Deficit), end of year		25,556,097	27,387,541

School District No. 36 (Surrey)

Schedule 2A (Unaudited)

Schedule of Operating Revenue by Source

Year Ended June 30, 2019

	2019 Budget (Note 22)	2019 Actual	2018 Actual
	\$	\$	\$
Provincial Grants - Ministry of Education			
Operating Grant, Ministry of Education	656,436,760	656,826,581	628,277,099
ISC/LEA Recovery	(87,199)	(98,570)	(87,199)
Other Ministry of Education Grants			
Pay Equity	6,861,222	6,861,224	6,861,224
Funding for Graduated Adults	1,886,031	1,651,233	1,613,416
Transportation Supplement	72,999	72,999	72,999
Economic Stability Dividend	779,020	819,358	433,032
Return of Administrative Savings			3,128,478
Carbon Tax Grant	432,146	489,466	493,321
Employer Health Tax Grant		1,703,330	
Benefit Funding	483,060	483,060	438,292
Other Miscellaneous	112,719	85,719	73,098
Compliance Audit Recovery	(167,000)	(368,925)	
Total Provincial Grants - Ministry of Education	666,809,758	668,525,475	641,303,760
Provincial Grants - Other	362,000	431,235	347,450
Federal Grants	2,510,204	2,826,529	2,645,358
Tuition			
Continuing Education	875,000	1,052,420	961,175
International and Out of Province Students	14,813,767	14,761,327	14,783,108
Total Tuition	15,688,767	15,813,747	15,744,283
Other Revenues			
LEA Funding from First Nations	87,199	98,570	87,199
Miscellaneous			
Teaching Kitchen	893,400	783,348	807,006
Energy Management	114,087	118,045	183,900
WorkSafe BC	457,000	523,174	478,820
Other Miscellaneous	852,645	1,367,110	1,146,312
Total Other Revenue	2,404,331	2,890,247	2,703,237
Rentals and Leases	2,740,500	3,249,067	2,958,963
Investment Income	2,200,000	2,592,279	1,583,387
Total Operating Revenue	692,715,560	696,328,579	667,286,438

School District No. 36 (Surrey)

Schedule of Operating Expense by Object

Year Ended June 30, 2019

Schedule 2B (Unaudited)

	2019 Budget (Note 22)	2019 Actual	2018 Actual
	\$	\$	\$
Salaries			
Teachers	328,378,012	324,955,436	311,211,196
Principals and Vice Principals	30,716,279	30,743,477	29,275,120
Educational Assistants	64,004,824	64,570,137	58,996,238
Support Staff	55,935,312	54,734,038	52,478,027
Other Professionals	9,983,942	9,845,766	9,104,307
Substitutes	19,039,741	18,963,255	18,057,514
Total Salaries	508,058,110	503,812,109	479,122,402
Employee Benefits	117,108,696	116,226,446	110,199,445
Total Salaries and Benefits	625,166,806	620,038,555	589,321,847
Services and Supplies			
Services	22,549,370	20,251,535	17,688,470
Student Transportation	5,599,690	4,973,330	4,997,277
Professional Development and Travel	2,871,069	2,464,059	2,518,672
Rentals and Leases	952,243	900,408	774,419
Dues and Fees	1,636,354	1,522,377	1,639,210
Insurance	1,658,498	1,405,072	1,430,223
Supplies	22,937,725	22,397,086	21,586,737
Utilities	11,300,293	11,391,251	10,092,449
Total Services and Supplies	69,505,242	65,305,118	60,727,457
Total Operating Expense	694,672,048	685,343,673	650,049,304

School District No. 36 (Surrey)

Schedule 2C (Unaudited)

Operating Expense by Function, Program and Object

Year Ended June 30, 2019

	Teachers Salaries	Principals and Vice Principals Salaries	Educational Assistants Salaries	Support Staff Salaries	Other Professionals Salaries	Substitutes Salaries	Total Salaries
	\$	\$	\$	\$	\$	\$	\$
1 Instruction							
1.02 Regular Instruction	248,709,711	7,167,414	16,589	5,141,574	651,246	9,340,320	271,026,854
1.03 Career Programs	3,289,746	118,907		1,346,090		181,547	4,936,290
1.07 Library Services	6,671,397			666,635	73,036	294,808	7,705,876
1.08 Counselling	8,144,586					348,758	8,493,344
1.10 Special Education	37,569,330		61,322,956	625,914		4,832,269	104,350,469
1.30 English Language Learning	12,228,085		467,187			520,993	13,216,265
1.31 Aboriginal Education	844,832	118,309	1,433,614	89,055	156,949	243,862	2,886,621
1.41 School Administration	1,215	21,966,863		12,876,472		789,236	35,633,786
1.60 Summer School	1,937,164	141,477	55,349	146,755			2,280,745
1.61 Continuing Education	384,393	39,337		22,104			445,834
1.62 International and Out of Province Students	4,370,690	428,271	62,647	1,072,952	322,147	221,749	6,478,456
1.64 Other	426,911		1,203,888	103,639	108,687		1,843,125
Total Function 1	324,578,060	29,980,578	64,562,230	22,091,190	1,312,065	16,773,542	459,297,665
4 District Administration							
4.11 Educational Administration	224,421	224,086		197,140	2,127,679		2,773,326
4.40 School District Governance				238,241	391,249		629,490
4.41 Business Administration	51,354	538,813		3,048,869	3,216,315	24,808	6,880,159
Total Function 4	275,775	762,899	-	3,484,250	5,735,243	24,808	10,282,975
5 Operations and Maintenance							
5.41 Operations and Maintenance Administration	100,536		7,907	1,226,678	1,406,350	1,983	2,743,454
5.50 Maintenance Operations	1,065			25,145,075	1,143,340	2,091,947	28,381,427
5.52 Maintenance of Grounds				2,299,495	101,168	44,654	2,445,317
5.56 Utilities							-
Total Function 5	101,601	-	7,907	28,671,248	2,650,858	2,138,584	33,570,198
7 Transportation and Housing							
7.41 Transportation and Housing Administration				102,093	147,600		249,693
7.70 Student Transportation				385,257		26,321	411,578
Total Function 7	-	-	-	487,350	147,600	26,321	661,271
9 Debt Services							
Total Function 9	-	-	-	-	-	-	-
Total Functions 1 - 9	324,955,436	30,743,477	64,570,137	54,734,038	9,845,766	18,963,255	503,812,109

School District No. 36 (Surrey)

Schedule 2C (Unaudited)

Operating Expense by Function, Program and Object

Year Ended June 30, 2019

	Total Salaries	Employee Benefits	Total Salaries and Benefits	Services and Supplies	2019 Actual	2019 Budget (Note 22)	2018 Actual
	\$	\$	\$	\$	\$	\$	\$
1 Instruction							
1.02 Regular Instruction	271,026,854	62,290,670	333,317,524	10,937,282	344,254,806	346,989,721	332,153,810
1.03 Career Programs	4,936,290	1,170,280	6,106,570	1,186,887	7,293,457	7,617,854	6,945,816
1.07 Library Services	7,705,876	1,774,584	9,480,460	5,573,378	15,053,838	15,397,531	14,471,660
1.08 Counselling	8,493,344	1,988,406	10,481,750		10,481,750	10,960,064	9,691,231
1.10 Special Education	104,350,469	25,417,695	129,768,164	1,622,239	131,390,403	132,505,750	120,378,366
1.30 English Language Learning	13,216,265	3,088,887	16,305,152	8,935	16,314,087	16,302,488	15,906,202
1.31 Aboriginal Education	2,886,621	694,303	3,580,924	502,973	4,083,897	4,209,159	3,748,699
1.41 School Administration	35,633,786	7,676,539	43,310,325	1,236,092	44,546,417	44,463,930	42,967,640
1.60 Summer School	2,280,745	408,290	2,689,035	187,279	2,876,314	2,971,255	2,752,363
1.61 Continuing Education	445,834	40,253	486,087	134,385	620,472	747,715	571,198
1.62 International and Out of Province Students	6,478,456	1,467,819	7,946,275	2,644,773	10,591,048	10,753,834	10,166,742
1.64 Other	1,843,125	371,154	2,214,279	391,985	2,606,264	2,473,867	2,366,822
Total Function 1	459,297,665	106,388,880	565,686,545	24,426,208	590,112,753	595,393,168	562,120,549
4 District Administration							
4.11 Educational Administration	2,773,326	524,162	3,297,488	1,057,888	4,355,376	6,309,370	4,763,571
4.40 School District Governance	629,490	89,555	719,045	252,991	972,036	1,039,344	888,187
4.41 Business Administration	6,880,159	1,439,726	8,319,885	1,232,282	9,552,167	10,447,119	8,973,109
Total Function 4	10,282,975	2,053,443	12,336,418	2,543,161	14,879,579	17,795,833	14,624,867
5 Operations and Maintenance							
5.41 Operations and Maintenance Administration	2,743,454	523,790	3,267,244	3,478,188	6,745,432	7,311,318	7,615,969
5.50 Maintenance Operations	28,381,427	6,533,730	34,915,157	14,762,998	49,678,155	48,634,629	43,838,093
5.52 Maintenance of Grounds	2,445,317	544,282	2,989,599	1,263,334	4,252,933	4,729,687	3,964,344
5.56 Utilities	-	-	-	13,696,873	13,696,873	14,091,154	11,975,246
Total Function 5	33,570,198	7,601,802	41,172,000	33,201,393	74,373,393	74,766,788	67,393,652
7 Transportation and Housing							
7.41 Transportation and Housing Administration	249,693	51,641	301,334	2,390	303,724	302,356	315,687
7.70 Student Transportation	411,578	130,680	542,258	5,131,966	5,674,224	6,413,903	5,594,549
Total Function 7	661,271	182,321	843,592	5,134,356	5,977,948	6,716,259	5,910,236
9 Debt Services							
Total Function 9	-	-	-	-	-	-	-
Total Functions 1 - 9	503,812,109	116,226,446	620,038,555	65,305,118	685,343,673	694,672,048	650,049,304

School District No. 36 (Surrey)

Schedule of Special Purpose Operations

Year Ended June 30, 2019

Schedule 3 (Unaudited)

	2019 Budget (Note 22)	2019 Actual	2018 Actual
	\$	\$	\$
Revenues			
Provincial Grants			
Ministry of Education	49,245,430	49,365,673	45,309,021
Other	967,681	669,593	67,796
Federal Grants	967,930	980,836	867,718
Other Revenue	16,853,481	19,100,774	23,208,490
Investment Income	11,109	15,858	9,143
Total Revenue	68,045,631	70,132,734	69,462,168
Expenses			
Instruction	65,378,493	67,069,256	66,088,133
District Administration		456,627	695,885
Operations and Maintenance	2,367,138	2,367,138	2,364,660
Total Expense	67,745,631	69,893,021	69,148,678
Special Purpose Surplus (Deficit) for the year	300,000	239,713	313,490
Net Transfers (to) from other funds			
Tangible Capital Assets Purchased	(300,000)	(239,713)	(313,490)
Total Net Transfers	(300,000)	(239,713)	(313,490)
Total Special Purpose Surplus (Deficit) for the year	-	-	-
Special Purpose Surplus (Deficit), beginning of year			
Special Purpose Surplus (Deficit), end of year		-	-

School District No. 36 (Surrey)

Changes in Special Purpose Funds and Expense by Object
Year Ended June 30, 2019

	Annual Facility Grant	Learning Improvement Fund	Scholarships and Bursaries	Service Delivery Transformation	School Generated Funds	Strong Start	Ready, Set, Learn	OLEP	CommunityLINK
	\$	\$	\$	\$	\$	\$	\$	\$	\$
Deferred Revenue, beginning of year	-	-	556,741	451,649	3,361,713	-	146,623	10,549	348,951
Add: Restricted Grants									
Provincial Grants - Ministry of Education	2,362,029	2,519,276				736,000	249,900	556,478	3,917,752
Provincial Grants - Other									
Federal Grants									
Other			493,464	65,000	16,381,743	6,402		2,150	160,152
Investment Income	5,109		10,749						
	2,367,138	2,519,276	504,213	65,000	16,381,743	742,402	249,900	558,628	4,077,904
Less: Allocated to Revenue	2,367,138	2,519,276	431,940	456,627	16,050,837	742,402	265,848	547,187	3,789,774
Deferred Revenue, end of year	-	-	629,014	60,022	3,692,619	-	130,675	21,990	637,081
Revenues									
Provincial Grants - Ministry of Education	2,362,029	2,519,276		456,627		736,000	265,848	545,037	3,629,622
Provincial Grants - Other									
Federal Grants									
Other Revenue			421,191		16,050,837	6,402		2,150	160,152
Investment Income	5,109		10,749						
	2,367,138	2,519,276	431,940	456,627	16,050,837	742,402	265,848	547,187	3,789,774
Expenses									
Salaries									
Teachers				309			51,122	221,086	
Principals and Vice Principals									
Educational Assistants		2,000,570					8,919		
Support Staff	83,898			86,501		504,677	9,055		1,931,818
Other Professionals				30,579		12,501	62,872		75,702
Substitutes		160,041				34,071			35,419
	83,898	2,160,611	-	117,389	-	551,249	131,968	221,086	2,042,939
Employee Benefits	18,170	358,665		26,943		156,677	17,624	29,113	483,482
Services and Supplies	2,265,070		431,940	312,295	16,050,837	34,476	116,256	296,988	1,263,353
	2,367,138	2,519,276	431,940	456,627	16,050,837	742,402	265,848	547,187	3,789,774
Net Revenue (Expense) before Interfund Transfers	-	-	-	-	-	-	-	-	-
Interfund Transfers									
Tangible Capital Assets Purchased	-	-	-	-	-	-	-	-	-
Net Revenue (Expense)	-	-	-	-	-	-	-	-	-

School District No. 36 (Surrey)

Changes in Special Purpose Funds and Expense by Object
Year Ended June 30, 2019

	Coding and Curriculum Implementation	Classroom Enhancement Fund - Overhead	Classroom Enhancement Fund - Staffing	Classroom Enhancement Fund - Remedies	Adolescent Psychiatric Unit	Adolescent Day Treatment	Am'ut	Daughters & Sisters P.L.E.A.	Waypoint
	\$	\$	\$	\$	\$	\$	\$	\$	\$
Deferred Revenue, beginning of year	286,138	-	-		11,350	12,999	42,001	17,142	8,474
Add: Restricted Grants									
Provincial Grants - Ministry of Education		1,492,421	35,102,853	1,126,450	152,414	347,746	58,371	128,200	137,021
Provincial Grants - Other									
Federal Grants									
Other									
Investment Income									
	-	1,492,421	35,102,853	1,126,450	152,414	347,746	58,371	128,200	137,021
Less: Allocated to Revenue	286,138	1,492,421	35,102,853	1,126,450	133,948	360,745	62,391	114,930	145,495
Deferred Revenue, end of year	-	-	-	-	29,816	-	37,981	30,412	-
Revenues									
Provincial Grants - Ministry of Education	286,138	1,492,421	35,102,853	1,126,450	133,948	360,745	62,391	114,930	145,495
Provincial Grants - Other									
Federal Grants									
Other Revenue									
Investment Income									
	286,138	1,492,421	35,102,853	1,126,450	133,948	360,745	62,391	114,930	145,495
Expenses									
Salaries									
Teachers	201,548	15,471	28,377,144	1,126,450	81,222	177,042	24,830	62,831	111,281
Principals and Vice Principals		63,443							
Educational Assistants					10,877	85,301		9,534	6,860
Support Staff		47,402							
Other Professionals		113,504							
Substitutes		949,792			426				
	201,548	1,189,612	28,377,144	1,126,450	92,525	262,343	24,830	72,365	118,141
Employee Benefits		199,476	6,725,709		19,569	55,860	6,234	17,161	9,716
Services and Supplies	84,590	103,333			21,854	42,542	31,327	25,404	17,638
	286,138	1,492,421	35,102,853	1,126,450	133,948	360,745	62,391	114,930	145,495
Net Revenue (Expense) before Interfund Transfers	-	-	-	-	-	-	-	-	-
Interfund Transfers									
Tangible Capital Assets Purchased	-	-	-	-	-	-	-	-	-
Net Revenue (Expense)	-	-	-	-	-	-	-	-	-

School District No. 36 (Surrey)

Changes in Special Purpose Funds and Expense by Object
Year Ended June 30, 2019

	Donations	Surrey WRAP	Community Schools Other	Gang Prevention	Literacy Innovation	Coyote Creek BEP	PAC Contributions	Aboriginal Ed Windspeaker	Safe Program
	\$	\$	\$	\$	\$	\$	\$	\$	\$
Deferred Revenue, beginning of year	1,126,636	436,806	1,093,924	1,813	173,258	30,875	126,264	61,648	
Add: Restricted Grants									
Provincial Grants - Ministry of Education			-						
Provincial Grants - Other			20,000						
Federal Grants		10,000		904,795				50,000	
Other	1,280,794	55,550	761,121				527,612		25,417
Investment Income									
	1,280,794	65,550	781,121	904,795	-	-	527,612	50,000	25,417
Less: Allocated to Revenue	882,326	55,663	1,109,837	906,608	-	-	412,329	74,228	23,427
Deferred Revenue, end of year	1,525,104	446,693	765,208	-	173,258	30,875	241,547	37,420	1,990
Revenues									
Provincial Grants - Ministry of Education			-						23,427
Provincial Grants - Other		113							
Federal Grants				906,608				74,228	
Other Revenue	882,326	55,550	1,109,837				412,329		
Investment Income									
	882,326	55,663	1,109,837	906,608	-	-	412,329	74,228	23,427
Expenses									
Salaries									
Teachers	2,407			95,658					
Principals and Vice Principals									
Educational Assistants			5,285						
Support Staff	9,174	16,422	280,901	263,589					13,376
Other Professionals			160,678	183,344					
Substitutes									
	11,581	16,422	446,864	542,591	-	-	-	-	13,376
Employee Benefits	1,510	3,133	60,356	93,833					336
Services and Supplies	799,519	36,108	602,617	270,184			242,332	74,228	9,715
	812,610	55,663	1,109,837	906,608	-	-	242,332	74,228	23,427
Net Revenue (Expense) before Interfund Transfers	69,716	-	-	-	-	-	169,997	-	-
Interfund Transfers									
Tangible Capital Assets Purchased	(69,716)						(169,997)		
	(69,716)	-	-	-	-	-	(169,997)	-	-
Net Revenue (Expense)	-	-	-	-	-	-	-	-	-

School District No. 36 (Surrey)

Changes in Special Purpose Funds and Expense by Object
Year Ended June 30, 2019

	K Transitions	Gang Prevention (BC)	TOTAL
	\$	\$	\$
Deferred Revenue, beginning of year			8,305,554
Add: Restricted Grants			
Provincial Grants - Ministry of Education	30,000		48,916,911
Provincial Grants - Other		750,000	770,000
Federal Grants			964,795
Other			19,759,405
Investment Income			15,858
	30,000	750,000	70,426,969
Less: Allocated to Revenue	2,436	669,480	70,132,734
Deferred Revenue, end of year	27,564	80,520	8,599,789
Revenues			
Provincial Grants - Ministry of Education	2,436		49,365,673
Provincial Grants - Other		669,480	669,593
Federal Grants			980,836
Other Revenue			19,100,774
Investment Income			15,858
	2,436	669,480	70,132,734
Expenses			
Salaries			
Teachers	1,775		30,550,176
Principals and Vice Principals			63,443
Educational Assistants			2,127,346
Support Staff		328,801	3,575,614
Other Professionals		30,000	669,180
Substitutes			1,179,749
	1,775	358,801	38,165,508
Employee Benefits		46,567	8,330,134
Services and Supplies	661	264,112	23,397,379
	2,436	669,480	69,893,021
Net Revenue (Expense) before Interfund Transfers	-	-	239,713
Interfund Transfers			
Tangible Capital Assets Purchased			(239,713)
	-	-	(239,713)
Net Revenue (Expense)	-	-	-

School District No. 36 (Surrey)

Schedule of Capital Operations

Year Ended June 30, 2019

Schedule 4 (Unaudited)

	2019 Budget (Note 22)	2019 Actual			2018 Actual
		Invested in Tangible Capital Assets	Local Capital	Fund Balance	
	\$	\$	\$	\$	\$
Revenues					
Provincial Grants					
Ministry of Education	3,200,000	5,885,040		5,885,040	31,241,158
Municipal Grants Spent on Sites		2,450,813		2,450,813	1,727,398
Other Revenue			108,053	108,053	182,528
Investment Income	900,000		1,006,537	1,006,537	583,514
Gain (Loss) on Disposal of Tangible Capital Assets				-	117,000
Amortization of Deferred Capital Revenue	24,547,000	23,203,757		23,203,757	33,682,996
Total Revenue	<u>28,647,000</u>	<u>31,539,610</u>	<u>1,114,590</u>	<u>32,654,200</u>	<u>67,534,594</u>
Expenses					
Amortization of Tangible Capital Assets					
Operations and Maintenance	35,663,000	36,294,014		36,294,014	42,128,312
Total Expense	<u>35,663,000</u>	<u>36,294,014</u>	<u>-</u>	<u>36,294,014</u>	<u>42,128,312</u>
Capital Surplus (Deficit) for the year	<u>(7,016,000)</u>	<u>(4,754,404)</u>	<u>1,114,590</u>	<u>(3,639,814)</u>	<u>25,406,282</u>
Net Transfers (to) from other funds					
Tangible Capital Assets Purchased	12,917,793	13,056,063		13,056,063	10,817,190
Local Capital				-	15,448,000
Total Net Transfers	<u>12,917,793</u>	<u>13,056,063</u>	<u>-</u>	<u>13,056,063</u>	<u>26,265,190</u>
Other Adjustments to Fund Balances					
Tangible Capital Assets Purchased from Local Capital		607,483	(607,483)	-	
Tangible Capital Assets WIP Purchased from Local Capital		1,133,273	(1,133,273)	-	
Total Other Adjustments to Fund Balances		<u>1,740,756</u>	<u>(1,740,756)</u>	<u>-</u>	
Total Capital Surplus (Deficit) for the year	<u>5,901,793</u>	<u>10,042,415</u>	<u>(626,166)</u>	<u>9,416,249</u>	<u>51,671,472</u>
Capital Surplus (Deficit), beginning of year		<u>480,155,098</u>	<u>43,657,404</u>	<u>523,812,502</u>	<u>472,141,030</u>
Capital Surplus (Deficit), end of year		<u>490,197,513</u>	<u>43,031,238</u>	<u>533,228,751</u>	<u>523,812,502</u>

School District No. 36 (Surrey)

Schedule 4A (Unaudited)

Tangible Capital Assets
Year Ended June 30, 2019

	Sites	Buildings	Furniture and Equipment	Vehicles	Computer Software	Computer Hardware	Total
	\$	\$	\$	\$	\$	\$	\$
Cost, beginning of year	321,765,267	1,138,395,711	41,895,089	8,025,443	2,659,827	14,021,033	1,526,762,370
Changes for the Year							
Increase:							
Purchases from:							
Deferred Capital Revenue - Bylaw	5,885,040	9,233,055	3,496,280	496,552		375,491	19,486,418
Deferred Capital Revenue - Other	2,450,813		185,191				2,636,004
Operating Fund		2,306,647	3,349,021	1,209,459	481,975	5,469,248	12,816,350
Special Purpose Funds			239,713				239,713
Local Capital		412,548	194,935				607,483
Transferred from Work in Progress		3,977,050					3,977,050
	8,335,853	15,929,300	7,465,140	1,706,011	481,975	5,844,739	39,763,018
Decrease:							
Deemed Disposals			2,791,659	1,043,052	(86,950)	1,297,585	5,045,346
	-	-	2,791,659	1,043,052	(86,950)	1,297,585	5,045,346
Cost, end of year	330,101,120	1,154,325,011	46,568,570	8,688,402	3,228,752	18,568,187	1,561,480,042
Work in Progress, end of year		47,747,132					47,747,132
Cost and Work in Progress, end of year	330,101,120	1,202,072,143	46,568,570	8,688,402	3,228,752	18,568,187	1,609,227,174
Accumulated Amortization, beginning of year		490,539,687	17,834,597	3,133,775	1,206,778	5,151,916	517,866,753
Changes for the Year							
Increase: Amortization for the Year		27,187,358	4,423,183	835,693	588,858	3,258,922	36,294,014
Decrease:							
Deemed Disposals			2,791,659	1,043,052	(86,950)	1,297,585	5,045,346
			2,791,659	1,043,052	(86,950)	1,297,585	5,045,346
Accumulated Amortization, end of year		517,727,045	19,466,121	2,926,416	1,882,586	7,113,253	549,115,421
Tangible Capital Assets - Net	330,101,120	684,345,098	27,102,449	5,761,986	1,346,166	11,454,934	1,060,111,753

School District No. 36 (Surrey)

Schedule 4B (Unaudited)

Tangible Capital Assets - Work in Progress

Year Ended June 30, 2019

	Buildings	Furniture and Equipment	Computer Software	Computer Hardware	Total
	\$	\$	\$	\$	\$
Work in Progress, beginning of year	13,701,095	-	-	-	13,701,095
Changes for the Year					
Increase:					
Deferred Capital Revenue - Bylaw	34,024,239				34,024,239
Deferred Capital Revenue - Other	2,865,575				2,865,575
Local Capital	1,133,273				1,133,273
	38,023,087	-	-	-	38,023,087
Decrease:					
Transferred to Tangible Capital Assets	3,977,050				3,977,050
	3,977,050	-	-	-	3,977,050
Net Changes for the Year	34,046,037	-	-	-	34,046,037
Work in Progress, end of year	47,747,132	-	-	-	47,747,132

School District No. 36 (Surrey)

Schedule 4C (Unaudited)

Deferred Capital Revenue

Year Ended June 30, 2019

	Bylaw Capital	Other Provincial	Other Capital	Total Capital
	\$	\$	\$	\$
Deferred Capital Revenue, beginning of year	512,307,733	22,975,113	-	535,282,846
Changes for the Year				
Increase:				
Transferred from Deferred Revenue - Capital Additions	13,601,378	185,191		13,786,569
Transferred from Work in Progress	1,169,916			1,169,916
	14,771,294	185,191	-	14,956,485
Decrease:				
Amortization of Deferred Capital Revenue	22,222,641	981,116		23,203,757
	22,222,641	981,116	-	23,203,757
Net Changes for the Year	(7,451,347)	(795,925)	-	(8,247,272)
Deferred Capital Revenue, end of year	504,856,386	22,179,188	-	527,035,574
Work in Progress, beginning of year	6,514,278	644,491	-	7,158,769
Changes for the Year				
Increase				
Transferred from Deferred Revenue - Work in Progress	34,024,239	2,865,575		36,889,814
	34,024,239	2,865,575	-	36,889,814
Decrease				
Transferred to Deferred Capital Revenue	1,169,916			1,169,916
	1,169,916	-	-	1,169,916
Net Changes for the Year	32,854,323	2,865,575	-	35,719,898
Work in Progress, end of year	39,368,601	3,510,066	-	42,878,667
Total Deferred Capital Revenue, end of year	544,224,987	25,689,254	-	569,914,241

School District No. 36 (Surrey)

Changes in Unspent Deferred Capital Revenue
Year Ended June 30, 2019

Schedule 4D (Unaudited)

	Bylaw Capital	MEd Restricted Capital	Other Provincial Capital	Land Capital	Other Capital	Total
	\$	\$	\$	\$	\$	\$
Balance, beginning of year	25,842	7,308,061	10,587	1,120,080	-	8,464,570
Changes for the Year						
Increase:						
Provincial Grants - Ministry of Education	53,484,815					53,484,815
Provincial Grants - Other			184,582			184,582
Investment Income		147,683		39,543		187,226
District Entered - Local Government Site Fees				2,847,978		2,847,978
	<u>53,484,815</u>	<u>147,683</u>	<u>184,582</u>	<u>2,887,521</u>	<u>-</u>	<u>56,704,601</u>
Decrease:						
Transferred to DCR - Capital Additions	13,601,378	-	185,191			13,786,569
Transferred to DCR - Work in Progress	34,024,239	2,865,575				36,889,814
Transferred to Revenue - Site Purchases	5,885,040			2,450,813		8,335,853
	<u>53,510,657</u>	<u>2,865,575</u>	<u>185,191</u>	<u>2,450,813</u>	<u>-</u>	<u>59,012,236</u>
Net Changes for the Year	<u>(25,842)</u>	<u>(2,717,892)</u>	<u>(609)</u>	<u>436,708</u>	<u>-</u>	<u>(2,307,635)</u>
Balance, end of year	<u>-</u>	<u>4,590,169</u>	<u>9,978</u>	<u>1,556,788</u>	<u>-</u>	<u>6,156,935</u>

BOARD OF EDUCATION OF SCHOOL DISTRICT NO. 36 (SURREY)

UNAUDITED SCHEDULE OF DEBTS As At June 30, 2019

Schedule 1

Information on all long term debt is included in the School District Audited Financial Statements.

Prepared under the *Financial Information Regulation* , Schedule 1, section 4.

BOARD OF EDUCATION OF SCHOOL DISTRICT NO. 36 (SURREY)

UNAUDITED SCHEDULE OF GUARANTEE AND INDEMNITY AGREEMENTS For The Year Ended June 30, 2019

Schedule 2

The Board of Education of School District No. 36 (Surrey) has not given any guarantee or indemnity under the Guarantees and Indemnities Regulation.

Prepared under the *Financial Information Regulation*, Schedule 1, section 5.

BOARD OF EDUCATION OF SCHOOL DISTRICT NO. 36 (SURREY)

UNAUDITED SCHEDULE OF FINANCIAL INFORMATION REMUNERATION AND EXPENSES - ELECTED OFFICIALS For The Year Ended June 30, 2019

Schedule 3

NAME	POSITION	REMUNERATION	EXPENSES
ALLEN, TERRY	ELECTED TRUSTEE	39,161	5,996
HOLMES, ROBERT GERALD	ELECTED TRUSTEE	36,439	6,515
LARSEN, LAURIE	ELECTED TRUSTEE	41,883	5,589
MCNALLY, LAURAE W.	ELECTED TRUSTEE	36,439	6,270
THIND, GURPREET S	ELECTED TRUSTEE	36,439	3,069
TYMOSCHUK, GARY DANIEL	ELECTED TRUSTEE	36,439	4,216
WILSON, SHAWN W	ELECTED TRUSTEE	36,439	4,734
TOTAL FOR ELECTED OFFICIALS		263,239	36,389

Prepared under the *Financial Information Regulation*, Schedule 1, subsection 6 (2)(a)

BOARD OF EDUCATION OF SCHOOL DISTRICT NO. 36 (SURREY)

UNAUDITED SCHEDULE OF FINANCIAL INFORMATION REMUNERATION AND EXPENSES - EMPLOYEES For The Year Ended June 30, 2019

Schedule 4

DEFINITIONS

The *Financial Information Regulation*, Schedule 1, subsection 6(1) provides the following definitions in relation to remuneration and expenses paid in respect of employees.

Remuneration -

- (a) includes any form of salary, wages, bonuses, gratuities, taxable benefits except MSP, payment into trust or any form of income deferral paid by the corporation to the employee or on behalf of the employee during the fiscal year being reported upon, whether or not such remuneration is reported under the Income Tax Act (Canada), and
- (b) does not include anything payable under a severance agreement.

Expenses

- (a) includes travel expenses, memberships, tuition, relocation, vehicle leases, extraordinary hiring expenses, registration fees and similar amounts paid directly to an employee, or to a third party on behalf of the employee, and which has not been included in "remuneration",
- (b) is not limited to expenses that are generally perceived as perquisites, or bestowing personal benefit, and may include expenditures required for employees to perform their job functions, and
- (c) excludes benefits of a general nature applicable to all employees pursuant to an agreement such as medical, dental, counselling, insurance and similar plans

BOARD OF EDUCATION OF SCHOOL DISTRICT NO. 36 (SURREY)

UNAUDITED SCHEDULE OF FINANCIAL INFORMATION REMUNERATION AND EXPENSES - EMPLOYEES For The Year Ended June 30, 2019

Schedule 4

NAME	REMUNERATION	EXPENSES
A'BEAR, DAVID BRIAN	126,873	10
AAKU, MICHAEL M.	88,742	0
ABE, SANDRA	88,742	0
ABLETT, LINDA J.	83,771	0
ABRAHAM, ELIZABETH	90,024	1,137
ACKROYD, MARGARET H.	92,465	0
ADAMS, CYNTHIA L	91,563	0
AFAN, RAYMOND Q	97,393	3,135
AFILAL, SYLVIE	88,096	0
AHLUWALIA, HERJOTE KAUR	79,266	0
AHN, JIN WAN JAMES	93,157	0
AHONEN, JOYCE MAXINE	80,212	0
AIKENHEAD, ANDREW NICHOLAS	88,658	0
AKESTER, SHANNON LEIGH	90,354	0
ALCOCK, DANIEL ROBERT	82,032	0
ALDUS, RHONDA A	98,425	32
ALEFI, FARZANA	76,377	0
ALFAWICKI, SUSAN JOANNE	82,172	767
ALLARD, VIRGINIA MICHELLE	93,184	333
ALLINGER, PAUL	88,770	0
ALLISON, GRAHAM M.	82,146	0
ALPARAQUE, DALE	90,012	0
ALPARAQUE, JENNIFER LEAH	80,177	0
ALTINGER, GARY	97,358	0
ALVARADO CRUZ, JACQUELINE GUAD	82,199	0
ALVAREZ, KAREN L	135,010	6,053
AMBOE, KEVIN J	90,054	120
AMBROSIO, SALLY-ANN	116,505	3,446
AMSING, ANN-RYLYNN MAMON	90,727	0
AMYOTTE, SARAH NICOLE	92,175	0
ANDERSEN, JENNIFER	84,496	629
ANDERSEN, NICOLE MARIE	87,464	0
ANDERSEN, TANIS MARIE	80,656	0
ANDERSON, AMANDA	81,253	0
ANDERSON, ANASTASSIA ANNIE	93,826	0
ANDERSON, COLE ALLAN	85,422	0
ANDERSON, EVE HELEN	88,528	0
ANDERSON, JASON C.	75,078	151
ANDERSON, KARINA KIYOMI	93,240	147
ANDERSON, KELSEY ALISON	87,919	0
ANDERSON, STACEY L.	123,300	44
ANDREWS, GURPREET KAUR	77,000	0
ANDREWS, MICHAEL JOHN	90,040	813
ANDREWS, SHARON A P	82,693	0
ANDREYCHUK, RENATE	88,703	0
ANGELTVEDT, CRAIG R	89,973	0
ANONBY, HOLLY R	86,639	0
ANTIFAEFF, MARGARET ANN	130,221	4,405
ARCHER, DARLENE A.	86,557	0

BOARD OF EDUCATION OF SCHOOL DISTRICT NO. 36 (SURREY)

UNAUDITED SCHEDULE OF FINANCIAL INFORMATION REMUNERATION AND EXPENSES - EMPLOYEES For The Year Ended June 30, 2019

Schedule 4

NAME	REMUNERATION	EXPENSES
ARENDS, NANCY CATHERINE	90,023	3,433
ARGENT, STEPHANIE	88,854	0
ARKELL, BRIAN J.	90,050	0
ARMER, RYAN CASEY	77,000	0
ARMSTRONG, MARK S.	82,147	0
ARMSTRONG, SHONA	82,494	0
ARNOLD, CHRISTINA	82,850	0
ASAD, ZUHDI NIMER ZUH	89,898	510
ASLAM, NAELA	92,718	0
ATHWAL, JASDAVE SINGH	88,797	0
ATKINSON, SUSAN R.	78,984	0
ATTLE, COURTNEY LYNNE	82,162	0
ATWAL, GURWINDER GARY	88,449	0
ATWAL, JASKARN	126,193	320
ATWAL, JEANNE KI	88,800	0
ATWAL, SARBJYOT SINGH	81,345	25
ATWAL, SHERRY	92,098	0
AU, SELINA SEE LING	87,821	0
AUGUSTUS, RICHARD L	87,774	219
AULAK, PARAMJIT KAUR	110,625	17
AULAKH, JENNIFER RAJPAL	101,256	205
AURE, TAMARA JUSTINE	79,684	0
AUSTIN, SEAN MACKENZIE	84,309	0
AVERILL, GRO	118,489	13
AVERY, MARK	91,875	0
AYLES, TARYN ALMA	82,224	0
AYRES, SIMON J	152,074	5,456
BABINI, MATTEO EZIO	92,791	197
BABUIN, LORRAINE R.	88,682	11
BAER, LISA ANN	81,701	0
BAGRI, GUNWANT KAUR	88,734	164
BAHIA, ONKAR S.	101,367	0
BAILEY, MARTIN D.	89,938	0
BAILLARGEON, VIOLETTE	84,000	0
BAINS, GURMIT	92,543	0
BAINS, GURPREET KAUR	84,871	0
BAINS, JASWANT KAUR	86,817	31
BAINS, MANDIP K.	87,869	0
BAINS, PARM	93,120	0
BAINS, PARVINDER S.	90,724	2,278
BAIRD, ALLISON ANN	90,079	784
BAJWA, KAMALJIT	87,735	0
BAKER, MARIA	88,177	0
BAKER, SELMA Z.	88,703	1,646
BAKGAARD, DORIS K.	91,304	0
BAKSHI, SUE	90,532	0
BAL, ANUPREET KAUR	90,789	308
BAL, PARDEEP KAUR	88,359	0
BALANUIK, STEPHEN DARYL	82,197	0
BALDASSO, DAVID	118,257	2,709

BOARD OF EDUCATION OF SCHOOL DISTRICT NO. 36 (SURREY)

UNAUDITED SCHEDULE OF FINANCIAL INFORMATION REMUNERATION AND EXPENSES - EMPLOYEES For The Year Ended June 30, 2019

Schedule 4

NAME	REMUNERATION	EXPENSES
BALDRY, CHRISTOPHER S.	127,753	1,709
BALDRY, JANET	88,960	0
BALDRY, RACHEL CHRISTINE	92,882	22
BALIC, CHRISTINA	88,621	0
BALIAK, DANIEL	82,198	0
BALLETTA, ADRIANA	87,699	848
BANBURY, PAULA MARIE	88,743	0
BANJAC, SARA JULIE M.	76,922	32
BANKES, ERIC PAUL	87,699	0
BANNING, JANE E.	88,742	0
BANNISTER, LINDSAY RENEE	88,762	0
BARAHONA FIGUEROA, MARIA-JOSE	91,526	0
BARBER, DEANNE GAYLE	90,704	0
BARBISAN-MYERS, ANNA M.	88,731	475
BARCLAY, CHELAN C.	87,841	43
BAREFOOT, GLENN D.	86,842	499
BARKER, JENNIFER MARIE	90,080	1,698
BARKER, LAURA	88,216	0
BARNES, DANIELLE NICOLE	77,951	0
BARRON, ELIZABETH	82,068	0
BARRY, DAVID GRAHAM	110,625	0
BARRY, KAREN ELIZABETH	91,874	0
BARSALOU, MARGRET E M	98,550	0
BARTOLONE, KATHARINA	97,649	0
BASI, HARRY S.	87,812	0
BASI, INDERDEEP KAUR	88,618	0
BASIGIN, BRADLEY JASON	84,871	32
BASKOVIC, MAXINE P.	88,151	0
BASRA, SHEETAL	92,024	3,815
BASSETT, SAMARA REED	88,907	0
BASSI, MANDEEP KAUR	75,948	0
BASTANTE, PATRICIA	81,075	2,874
BATEMAN, GILLIAN L	89,716	0
BATRA, MEERA	82,173	0
BAUM, WILMA CHRISTINA	82,071	0
BAYAT, FATEMAH ZEDAH	84,131	0
BEACH, LAURENCE J.	90,012	0
BEALE, PETER RICHARD	81,754	0
BEARE, SUSAN M.	88,703	0
BEATON, BRADLEY GERALD	88,771	0
BEATON, ROXANNE	88,731	0
BEAVER, ANNE MARIE	79,801	0
BECK, TERESA A.	116,920	47
BECKER, ALYSSA DAWN	93,038	0
BECKER, KATRINA ELIZABETH	79,165	0
BECKER, RAYMOND	78,810	65
BEDARD, DARREN R.	135,221	2,893
BEDER, LIORA	91,578	0
BEGG, SHANE IRSHAD	94,220	0
BEGGS, ANDREW NEIL	75,479	0

BOARD OF EDUCATION OF SCHOOL DISTRICT NO. 36 (SURREY)

UNAUDITED SCHEDULE OF FINANCIAL INFORMATION REMUNERATION AND EXPENSES - EMPLOYEES For The Year Ended June 30, 2019

Schedule 4

NAME	REMUNERATION	EXPENSES
BEKHIT, NANCY	76,943	0
BELL, LINDA	82,173	0
BELTON, TERRENCE ALLAN	82,110	1,268
BENNETT, SHER ANNE	81,609	0
BENOIT, TAMMY LORINE	88,774	0
BENSLEY, STEPHANIE T.	92,722	0
BENTLEY, CAROLINE M.	88,329	0
BENTLEY, VENESSA	88,658	0
BERKA, JOANNE ELIZABETH	127,637	148
BERNDT, MARCUS	93,081	0
BERNIER, VANESSA NADEGE	88,614	0
BERRON, CATHERINE	127,753	47
BERTHOLM, ELSIE	126,309	50
BERTRAND, MICHELLE CATHERINE	84,926	9
BESSE, DEBBIE-LYNN	81,720	0
BEYER, SUSAN MARLENE	118,373	54
BEZEREDI, LES	92,092	25
BHAMJEE, BILAL YUSYF	98,978	2,451
BHANGU, RAVINDER K.	90,025	0
BHATTAL, SUKHJIT KAUR	93,633	0
BHIMJI, ELIZABETH	89,575	0
BHOJANI, SABRINA HUSSEINALI	118,377	96
BHOLAH, KAMINI	82,197	0
BHULLAR, SURINDERJIT	87,887	0
BIBRICH, SUSAN E.	88,742	0
BICKEL, NANCY	82,173	0
BIGGAR, ALEXIS D.	86,339	252
BIGGIN, JUDITH	92,837	0
BIGGIN, MICHAEL W.	95,781	0
BINDING, JANICE M.	110,639	0
BINDRA, HARPREET KAUR	86,624	26
BINION, CRAIG A.	79,244	0
BINNING, MONINDER KAUR	90,082	702
BINNING, RAJWINDER KAUR	78,910	0
BINNING-DHALIWAL, KULBIR K	101,755	0
BIR, JATINDER KAUR	90,012	0
BIRDSALL, MEGAN AMELIA	81,782	0
BLABY, KELSEY SHEILA	90,770	0
BLACK, CHARLOTTE LESLEY	80,924	0
BLACK, CHRISTINA M.	92,007	62
BLACK, MEGHAN ALEXANDRA	75,383	20
BLACKMAN, LORIANNE ELIZABETH	79,075	0
BLACKMORE, MORRIS	89,984	20
BLACKWELL, SHELLEY JOY	93,154	25
BLAGDON, TRACY DAWN	108,425	4,048
BLAIR, GREG TYLER	80,327	0
BLENMAN, ROGER R.	82,909	0
BLESSIN, SYLVIA KATHE	90,359	82
BOBIK, MARTIN	126,193	86
BOBROWNIK, CHRISTOPHER	110,741	63

BOARD OF EDUCATION OF SCHOOL DISTRICT NO. 36 (SURREY)

UNAUDITED SCHEDULE OF FINANCIAL INFORMATION REMUNERATION AND EXPENSES - EMPLOYEES For The Year Ended June 30, 2019

Schedule 4

NAME	REMUNERATION	EXPENSES
BOGRESS, SANDRA C.	81,624	0
BOLDUC, J REJEAN	126,193	94
BOLTON, LILLIANA	82,199	0
BOLTON, RYAN E.	82,172	0
BOMBA, J. MARK	79,548	0
BOMFORD, KIMBERLY DAWN	88,799	0
BONDAR, JEWEL B	122,319	4,584
BONN, MELISSA	89,249	43
BONT, JEFFREY ALAN	81,765	0
BOOKER, TIM S	93,156	0
BOOMHOWER, MARK T	92,750	660
BOOTH, DARCIE K.	82,198	0
BOPARAI, RABINDER KAUR	88,658	0
BORST, COLIN NICOLAS	79,901	0
BOS, CRYSTAL	88,655	0
BOTTIGLIERI, ROLAND JOSEPH	86,530	0
BOUDREAU, JANESSE	110,822	29
BOULET, LAUREEN S.	126,425	72
BOURASSA, DONALD	88,770	0
BOURASSA-LEBLANC, BRIGITTE M L	97,478	322
BOVENKERK, ARY	85,481	175
BOWIE, TAVIS JOHN	86,300	0
BOYER, AIMEE SARAH	105,818	59
BRABENEC, CARLA M.	84,662	896
BRABER, KARLA	90,023	221
BRADLEY, DIANE CHRISTIN	116,692	0
BRADLEY, IXCHEL	126,309	20
BRAICH, SUNITA	86,853	0
BRALEY, GAYLE D	92,120	0
BRAMHILL, HEATHER A.	90,839	0
BRANDSON, FRANCES M.	82,108	0
BRANDT, MATTHEW COLIN	85,343	0
BRANIGAN, MARNA	90,023	0
BRAR, MANJEET K	89,383	0
BRAR, NEELU	76,991	0
BRAR, PARMJIT K.	90,200	0
BRAR, VICTOR S.	102,539	0
BRAZZILL, LAURIE LOUISE	83,581	0
BREDA, GIOIA ROSARIA	90,080	0
BREDA, JOSEPH LINO	81,790	546
BREDENHOLLER, FERDINAND	81,558	748
BREDENHOLLER, MICHELLE T.	88,291	0
BREEN, RICHARD D.	135,221	23
BREG, RACHELLE LISA	90,080	0
BRENNAN, LEONA	123,068	7
BRENNAN, ROSS E.	169,040	7,330
BRENNER, CHARLOTTE A.	90,952	0
BRETT, KAREN J.	86,300	0
BRETT, SHELLEY T	126,193	0
BRION, EDWIN	82,147	365

BOARD OF EDUCATION OF SCHOOL DISTRICT NO. 36 (SURREY)

UNAUDITED SCHEDULE OF FINANCIAL INFORMATION REMUNERATION AND EXPENSES - EMPLOYEES For The Year Ended June 30, 2019

Schedule 4

NAME	REMUNERATION	EXPENSES
BRISBOIS, JEFF ROBERT	78,964	0
BRISKE, HEATHER	88,731	0
BRISTER, JULIA OCTAVIA	89,585	0
BRITT, DAWN MARIE	93,127	728
BROCKWAY, CARLEY	93,038	198
BRODIE, STEVEN L.	77,473	20
BROGNO, SUSAN A.	88,555	0
BROTHERS, KENDALL DIANE	103,159	50
BROWN, BRENT	80,497	0
BROWN, COLIN ALEXANDER	77,828	2,128
BROWN, HELEN J.	87,407	0
BROWN, RORY GORDON	82,136	0
BROWN, ROXANNE L	87,768	0
BRUCE, CARLA A	88,917	26
BRUCE, GREGORY KYLE	90,052	0
BRUCE, PAUL J.	104,387	2,189
BRUGGER, STEVE M.	89,833	0
BRUXELLE, GABRIELLA	88,731	0
BRYDEN, JILL NICOLE	87,979	0
BRYSON, CATHERINE	88,742	0
BRZEZINSKI, EWA	90,012	0
BUCCI, KATHLEEN	78,416	0
BUCHAN, BILL J.	83,945	4,295
BUCHANAN, KIMBERLY RAE	89,958	0
BUCHHOLZ, GORDON R.	81,730	0
BUCIFAL, SLAVKO	94,176	49
BUCKINGHAM, GERARD P.	88,770	0
BUCKLEY, DEENA	134,669	6,276
BUCKNOR, GARRET HARDLEY	81,466	0
BUENO, JOANNE GRACE	92,468	0
BUGDEN, NADINE	88,233	0
BUGLASS, SHAROLYN DIANE	76,847	0
BUHARIWALA, PERVIN D.	89,984	0
BUHL, HELMUT E.	86,459	1,200
BUIST, JOHN W.	88,771	0
BULLER, DONOVAN J.R.	98,780	0
BUNKER, BEVERLEY	83,402	0
BURDEN, KATHERINE J.	89,596	0
BURDEN, KRISTINE JEAN	88,658	0
BURKE, TREVOR A	76,460	0
BURWASH, KELLY JEAN	87,841	0
BURWASH, LESLEE A.M.	88,770	0
BUTLER, CYNTHIA E.	84,246	0
BUTTAR, GAYATRI KAUR	83,039	135
CADINHA, JANET CATHERINE	82,136	0
CAHEN, LIANE M	82,160	0
CALDWELL, BRIANNE AMBER	92,929	0
CALIMBAS, LYNN MARIE	88,356	0
CALLA, NICOLE MARIE T.	84,074	184
CALLAGAN, INGRID	77,603	0

BOARD OF EDUCATION OF SCHOOL DISTRICT NO. 36 (SURREY)

UNAUDITED SCHEDULE OF FINANCIAL INFORMATION REMUNERATION AND EXPENSES - EMPLOYEES For The Year Ended June 30, 2019

Schedule 4

NAME	REMUNERATION	EXPENSES
CALLEGARI, ALISON	88,768	0
CAMERON, CLAIRE MAUDE	75,324	0
CAMERON, JORDY	90,012	0
CAMERON, MARTHA MARY	92,092	0
CAMPBELL, COLIN M.	82,032	148
CAMPBELL, DANIELLE RENE	76,939	0
CAMPBELL, ELIZABETH SOUSA	90,038	42
CAMPBELL, GLYNIS ANN	88,618	0
CAMPBELL, LARA B	82,138	0
CAMPBELL, MARY	108,425	2,603
CAMPBELL, SCOTT H.	88,769	709
CAMPBELL, SHAWN JONATHAN	118,257	47
CAMPBELL, TANYA LEE	88,745	0
CAMPION, NORENE ELIZABETH	89,158	0
CANDAELE, HEIDI N.	80,151	0
CANHAM, BROOKE MARIE	89,938	0
CANINO, STEPHANIE JEWEL	85,465	0
CANNON, CONSTANCE	88,734	15
CAPLAN, MICHAEL	88,219	0
CAPLAN, SHERRI ANNE	85,235	0
CARCAMO, JENI ELIZABETH	80,229	0
CARIGNAN, RYAN MICHAEL	82,165	0
CARLOS, MARIA MARGARITA	87,873	0
CARLSEN, CARRIE L.	91,489	0
CARLSEN, FLORENCE	96,223	1,934
CARLSON, NOLA J	90,023	125
CARMICHAEL, FERNE	88,757	0
CARMICHAEL, KAREN	88,282	0
CARMICHAEL, TERIANN M.	88,358	0
CARMICHAEL, VINCE M.	88,784	0
CARR, DEREK	92,095	10
CARR, MARILYN ERIKA	80,187	0
CARRIOU, CHRISTINE HEI OK	89,666	0
CARROLL, JAMIE M.	88,349	0
CARTER, EDWARD GEOFFREY	77,662	0
CASALIS, LAUREN ZEV	91,964	0
CASELL, MARK	98,723	980
CASELL, MOIRA B	82,146	0
CASELLS, DEBRA JULIANNA	90,771	0
CATTON, JAMIE KATHERINE	88,356	0
CAUDURO, DANIELA	90,665	1,150
CECCON, BRENDA V.	80,519	0
CERAZO, JOANNA E.	90,052	0
CERNEY, S. ALISON	99,162	0
CHAGANI, ZEENAT	88,800	0
CHALIFOUR, COLETTE	90,052	0
CHALLENGER, GINA A.C.	88,301	0
CHALMERS, SARAH K.	82,198	0
CHAMBERS, LISA V.	126,309	15
CHAMBERS, SEAN	120,128	33

BOARD OF EDUCATION OF SCHOOL DISTRICT NO. 36 (SURREY)

UNAUDITED SCHEDULE OF FINANCIAL INFORMATION REMUNERATION AND EXPENSES - EMPLOYEES For The Year Ended June 30, 2019

Schedule 4

NAME	REMUNERATION	EXPENSES
CHAMPION, BRENDA	88,731	0
CHAN, LAURA KA WING	75,366	237
CHAN, RICHARD DANIEL	92,255	0
CHAND, NAVIN	84,004	3,300
CHANDRA, SHELLEY M.	88,388	0
CHANDRA, SUMANDEEP K.	77,931	0
CHAO, ALICE YU-CHEN	94,390	0
CHAPMAN, KIMBERLY MARIE	88,799	0
CHARLTON, DARREN SCOTT	88,745	0
CHARLTON, ERIN	90,039	0
CHATHA, SHUVLEEN KAUR	76,954	117
CHAU, LINDA LE DIEN	126,163	68
CHAULK, CASEY PATRICIA	90,052	4,191
CHAWLA, RINA KAUR	87,812	0
CHEE, LILLIAN C.W.	88,349	0
CHEEMA, RAVIJOAT KAUR	76,401	0
CHEN, SHERRY YIN SHAN	88,772	0
CHENG, DANNY	88,731	0
CHENG, PAUL	88,731	33
CHEUNG, IGNATIUS F.	76,321	0
CHHINA, AMANDEEP KAUR	89,175	0
CHIC, JULIE	90,023	0
CHILA, DON	112,125	0
CHIN, ERROL ANDREW	89,977	0
CHMILAR, SHEILA	83,273	0
CHO, ISABEL	92,744	0
CHOE, ANN	90,044	553
CHOHAN, SUNDEEP K.	130,193	9
CHOMCY, ELLEN K.J.	82,110	0
CHONG, ELAINE MEYFAN	77,171	154
CHONG, JAMES	88,703	0
CHOPRA, ANU RADHA	86,163	21
CHOW, EDWIN	116,920	22
CHOW, LEANNE CHRISTINE	88,948	14
CHOW, MARK	90,682	136
CHRISTMAS, SUSANNE NORIKO	91,271	10
CHRIST-OBRIEN, CAROLIN	90,026	0
CHRISTENSEN, DIANE	118,257	11
CHRISTENSEN, LEAH	92,634	0
CHRISTENSEN, LOYD	89,582	0
CHRISTENSEN, SHAUNA L.	94,188	0
CHRYSTAL, MALCOLM JOHN	77,034	0
CHUAH, POH C.	92,909	40
CHUBACK, LYNN	81,361	0
CHUNG, PHILIA ABIGAIL	82,721	0
CHURCH, MATTHEW JASON	90,040	0
CHURCH, STEPHEN	90,128	411
CIAMMAICHELLA, LORI-ANNE	88,770	0
CLARK, CRYSTAL LYNN	77,001	0
CLARK, DAVID	89,982	24

BOARD OF EDUCATION OF SCHOOL DISTRICT NO. 36 (SURREY)

UNAUDITED SCHEDULE OF FINANCIAL INFORMATION REMUNERATION AND EXPENSES - EMPLOYEES For The Year Ended June 30, 2019

Schedule 4

NAME	REMUNERATION	EXPENSES
CLARK, JANET	88,703	0
CLARK, LORI LYNN	76,840	196
CLARK, RICHARD J.	94,822	0
CLARK, SANDRA JANE	88,329	0
CLARK, WILLIAM J	81,085	0
CLAYTON, RUSSELL J	88,731	0
CLEMENT, PAUL KA KEI	87,915	0
CLEMSON, ERIC	76,353	33
CLIFT, TANYA R.	90,052	834
CLIFT, TAYLOR GORDON	92,137	1,155
CLOCHER-FLINK, ANNE-LAURE GABR	82,162	0
CLOUGH, LAUREL SUSAN	126,425	0
CLOUTIER, JANET E	87,887	0
CLOWERS, TARA MARIE	81,783	0
CLUNAS, BRIAN R	94,972	0
COE, COLLINE CANDICE	83,694	0
COE, MARGARET	86,093	0
COJOCARU, AMRIT KAUR	79,905	0
COLASACCO, LINDA	86,786	98
COLEBORN, RON JAMES	90,012	0
COLEMAN, ERIN LORRAINE	88,770	0
COLGATE, ELAINE SUSAN	126,425	85
COLLINS, SANDRA	89,962	0
COLP, DARIEN NEIL	90,012	0
COLP, SANDRA	82,136	0
COLTER, KATY	126,193	37
COLTMAN, JUANITA GEORGINA	120,852	0
COLWELL, CINDY	89,295	0
COMPTON, LAUREN KRISTEN	91,763	0
CONNELLY, SHARON J.	90,008	0
CONNOR, RANJIT K.	87,861	0
CONNOR, WILLIAM	88,742	0
CONVERY, GARETH BRUCE	91,863	72
COOK, KYM A.	110,625	18
COOPER, LAUREL A.	99,666	0
COPELAND, REBECCA	122,782	7
COPLEY, JAMES DONALD	82,119	0
COPP, JENNIFER LYNN	88,759	750
CORDUKES, CORINNE J.	88,771	198
CORMAN, RHONDA J.	82,575	0
CORNFIELD, MICHELLE CATHERINE	78,793	0
CORREIA, LISA MAY	85,303	0
CORRIGALL, MARCIA CLAIRE	76,608	229
COSENS, DONALD S.	105,002	0
COSENTINO, ELISABETE MEDEIROS	82,110	0
COULTER, SARAH	120,597	0
COUMONT, KAREN	89,984	1,002
COUPAR, FIONA	81,186	260
COURTADE, JAIME	83,975	114
COUSINEAU, GISELE M.	88,660	0

BOARD OF EDUCATION OF SCHOOL DISTRICT NO. 36 (SURREY)

UNAUDITED SCHEDULE OF FINANCIAL INFORMATION REMUNERATION AND EXPENSES - EMPLOYEES For The Year Ended June 30, 2019

Schedule 4

NAME	REMUNERATION	EXPENSES
COWAN, STEVEN MARK	103,819	80
COX, JENNIFER LYNN	88,798	0
COX, JULIE ANN	90,750	135
COX, TYLER ANDREW	111,883	5
CRAWFORD, SANDRA A.	90,032	180
CRESPO, GRACE IRENE F.	82,162	0
CRNKOVICH, KRISTY JEAN	98,341	36
CRONE, LISA A.	82,172	0
CRONKHITE, JANET	91,737	0
CROSBY, KAILIE ALEXIS	86,339	1,871
CROSLAND, ANNA	88,886	112
CROSS, KYLIE CHRISTINA	79,363	0
CROSS, TIM	135,221	2,028
CROSSE, LISA MARJORIE	76,518	0
CROUTCH, TRACY LYNN	82,136	0
CUMMINGS, HEATHER ANNE	88,798	0
CUNNINGHAM, M. LORI	81,795	0
CURBY, CORALEE REDEAN	108,871	4,373
CURRY, KATHY	82,173	0
CURTIS, NICOLE LOUISE	81,466	175
CUTHBERT, TRACEY	82,172	0
CUTWAY, DEANA L	90,404	109
CYBULSKIE, KATHIE FRANCES	88,745	0
CYRE, RON	136,539	99
D'SOUZA, LEON MICHAEL	87,368	0
DA COSTA, TINA M.	90,320	0
DABBS, YVETTE	90,080	0
DAINTREY, SARAH ELIZABETH	92,401	25
DALGLEISH, MELISSA F.	88,310	0
DANIELS, DENISE LYN	152,449	6,489
DANN, BRUCE ALLAN	80,524	0
DARBY, MEGAN LARAINÉ	82,917	0
DARLING, DEBBIE L.	77,409	0
DAS, APARNA	89,938	746
DAVIDSON, IAN SCOTT	84,910	0
DAVIES, CLAUDINE	135,337	27
DAVIS, AARON MICHAEL	90,862	0
DAVIS, DEBORAH MARIE	90,900	0
DAVIS, LAURA KATHRYN	76,661	0
DAVIS, LISA	88,265	293
DAVIS, PAMELA	90,036	1,025
DAVISON MANERY, TAMELA D.	122,936	5
DAVISON, CAROL D	126,309	185
DAWSON, CINDY	88,770	0
DAWSON, STEPHEN COLIN	91,903	0
DAWSON, TIA M.	86,504	214
DAY, NICHOLAS P.	91,714	465
DAYTON, BRUCE	94,149	0
DAYTON, LEAH P.	93,204	144
DE BOICE, KEVIN A	135,221	2,500

BOARD OF EDUCATION OF SCHOOL DISTRICT NO. 36 (SURREY)

UNAUDITED SCHEDULE OF FINANCIAL INFORMATION REMUNERATION AND EXPENSES - EMPLOYEES For The Year Ended June 30, 2019

Schedule 4

NAME	REMUNERATION	EXPENSES
DE JAGER, MICHELLE LYNN	90,950	0
DE LA PAZ, PATRICK ALLEN	90,841	36
DE LA VEGA, JENNIFER MARY	82,173	456
DE LANGE, PETRONELLA JOHANNA	90,037	0
DE LUCA, MARCELLO G.	118,373	158
DEANGELIS, JUDY	90,012	60
DECK, KATHY MAY	82,111	0
DECK, RICK L	97,798	3,104
DECMAN, ROBERT	82,379	0
DEEKS, PHILLIP J.L.	94,362	474
DEGIANNI, JULIE	82,136	0
DEGHAN, MEGHAN I	93,173	0
DEKERF, DAVID	126,309	150
DEMAERE, GINETTE	90,066	0
DEMUYNCK, JENNIFER MARI	110,625	0
DENNILL, KAREN ALISON	75,749	0
DENNIS, LISA C.	84,242	0
DENNSTEDT, ANGELA	90,040	1,055
DEO, CANDICE ELIZABETH	76,343	0
DEO, MANDEEP KAUR	88,799	0
DEOL, DEVINDER	100,780	0
DEOL, HARJIT S.	88,282	499
DEOL, HARPAL	90,080	0
DEOL, HARPREET K.	78,688	0
DEOL, SUNNY	118,257	200
DER, RACHEL ANNE	121,428	23
DESAUTELS, PAULA SUSAN	126,309	0
DESLAURIERS, CAROLINE A.	89,938	1,231
DESLAURIERS, LAURENT MARCEL	82,146	0
DEUTSCH, RYAN ANTHONY	88,798	424
DEVJI, SHEEBA	76,869	0
DEWAR, ALEX	82,107	0
DEWINETZ, ROBERT WILLIAM	117,404	317
DHALIWAL, AMANJOT	90,040	0
DHALIWAL, AMANY AMANDEEP KAUR	92,667	0
DHALIWAL, GURJIT KAUR	82,199	0
DHALIWAL, GURVINDER NEETU	93,940	6
DHALIWAL, JAGDEEP K.	110,625	25
DHALIWAL, MANDEEP SINGH	92,291	0
DHALIWAL, SANDEEP KAUR	82,162	0
DHALIWAL, SANDEEP SONNY	94,032	0
DHALIWAL, SONIA KAUR	77,883	0
DHANJU, RUPINDER	87,301	0
DHARAMSHI, SHAMIRA K.	82,091	0
DHILLON, DAVINDER KAUR	88,665	0
DHILLON, HARDIP KAUR	80,342	0
DHILLON, JATINDER	156,362	15,250
DHILLON, KULWINDER	90,034	0
DHILLON, MANJIT M.	82,172	0
DHILLON, PRITPAL KAUR	88,612	0

BOARD OF EDUCATION OF SCHOOL DISTRICT NO. 36 (SURREY)

UNAUDITED SCHEDULE OF FINANCIAL INFORMATION REMUNERATION AND EXPENSES - EMPLOYEES For The Year Ended June 30, 2019

Schedule 4

NAME	REMUNERATION	EXPENSES
DHILLON, RAJDEEP KAUR	87,776	0
DHILLON, RAVIJOT	79,720	0
DHILLON, SABRINA MANDEEP	84,296	0
DHILLON, SARA	76,840	0
DHILLON, SUKHDEEP KAUR	90,132	0
DHILLON, SUMANPAL SINGH	76,650	417
DHINDSA, KIRANVEER KAUR	78,018	0
DHOT, JASVINDER KAUR	88,863	0
DHUDWAL, RAMANJIT KAUR	88,661	0
DHUDWAL, SHARONJEET KAUR	75,940	0
DI ANTONIO, RINO	76,388	273
DI CURZIO, LORETA LORETANA	90,422	0
DICKIE, CHELSEY JENNIFER	80,555	0
DICKINSON, ROBIN	90,026	0
DICKSON, CHRISTINA FAY	82,199	0
DIETRICH, MICHELE M	89,249	0
DIEWERT, TERESA LYNN	82,148	0
DIONNE, RENEE	84,948	72
DODGE, ALICIA VICTORIA	88,887	0
DOLL, MARJORIE LORRAINE	82,145	0
DOMEIER, LISA M.	101,647	68
DOMINGO, ELEANOR ASUNCION	90,012	0
DOMONKOS, CHRISTY LEE	75,088	157
DOMONKOS, JACQUELINE L.	88,318	0
DONALDSON, KEITH LESLIE	77,208	0
DONNELLY, GERALDINE	90,798	0
DONOHUE, CARRIE ANN	80,068	0
DONOVAN, JOAN ELIZABETH	127,101	45
DOREY, KRISTIN	83,043	2,025
DOS SANTOS, CARLA MARIA	83,185	0
DOSANJH, BALRAJ	88,770	0
DOSANJH, JASLEEN KAUR	92,215	0
DOSANJH, NAVNIT	92,255	0
DOSANJH-JOHAL, MICHELLE	79,312	0
DOUBLEDAY, DAVID RHYS	79,625	0
DOUGLAS, AARON KYLE	97,499	0
DOUGLAS, LLOYD S.	85,125	55
DOUGLAS, MURIEL	126,309	70
DOUGLAS, SAMUEL DAVID	83,194	16
DOUGLAS, TERRI MICHELLE	80,559	0
DOULL, JENNIFER LEIGH	81,916	0
DOWNES, ANDREA	89,984	1,045
DOYNS, EMILINE	87,270	0
DOYLE, DOUGLAS LEONARD	89,998	0
DOYLE, MICHAEL ROY	82,173	0
DRAKE, ADAM	82,208	24
DRAKE, JULIA V.	88,743	0
DRAYTON, LEAH GAY	75,503	2,539
DREW, KATHERINE	88,657	0
DREWS, YVETTE NICOLE	95,701	3,651

BOARD OF EDUCATION OF SCHOOL DISTRICT NO. 36 (SURREY)

UNAUDITED SCHEDULE OF FINANCIAL INFORMATION REMUNERATION AND EXPENSES - EMPLOYEES For The Year Ended June 30, 2019

Schedule 4

NAME	REMUNERATION	EXPENSES
DRIEDGER, TREVOR CLARKE	82,032	0
DRISCOLL, MICHAEL R.	88,731	10
DRISS, BEN S.	106,009	0
DUBLAND, ELYSIA SUZANNA	75,105	0
DUCKWORTH, VERNA G	87,880	536
DUDKA, MARCELO C.	88,731	318
DUECK, KAREN A.	89,630	0
DUFAULT, LAUREL E.	88,180	26
DUFF, KASHA M.	91,217	739
DUFFITT, CORINNA	77,331	326
DUIMEL, PAULA J	89,264	0
DUKE, DEREK GRAHAM	90,868	206
DULLA, MANJIT	88,731	0
DULLKU, OMINDER MEENA	82,200	0
DUMOUCHELLE, MICHAEL R.	90,868	1,094
DUNCAN, DIANE L	86,887	0
DUNCAN, DORIS	84,829	0
DUNCAN, JAMISON JOHN	77,024	0
DUNCAN, YOLANDA	88,742	1,180
DUNDAS, PATRICIA LOUISE	170,665	7,795
DUNDERDALE, PATTY AGNES	88,262	76
DUNLOP, CALVIN R	88,770	0
DUNLOP, LINDA J	90,052	3,193
DUNN, BLAKE RONALD	88,871	0
DUNNING, FIONA G.	88,770	0
DY, JOAN YUEN-YE	76,904	0
DYCK, LORETTA GRACE	87,789	0
DYCK, PETER ALEX	81,766	789
DYCK, SHARON	92,908	0
DYM, DAMIAN	87,402	0
EAGLE, KIM D.	93,561	247
EAKET, GILLIAN	81,313	0
EARL, LAURA MICHELLE	78,941	228
EASTON, DEBORAH JANE	75,717	0
ECKERT, FIONA ANNE	126,193	102
ECKERT, MICHEAL	97,528	323
EDDY, DAVID H	82,850	0
EDWARDS, JENNIFER ELIZABETH	82,875	0
EDWARDS, WARREN R	82,173	0
EGAN, PETER B.	82,159	0
EGITTO, CHARLENE	90,054	1,225
EHL, LEONARDA	88,744	1,855
EISMA, SYLVIA H.	90,023	0
EL HALABI, LOUAY FARID	82,198	893
EL-NASHAR, ZEINA SULEIMAN	117,152	1,574
ELDEN, KRISTY LOUISE	88,658	0
ELDER, JOLENE KRISTI LYN	88,590	31
ELFSTROM, TRACEY A.	87,976	0
ELLETT, CHRISTOPHER RYAN EARL	92,791	286
ELLETT, LINDSEY MARIE	94,867	315

BOARD OF EDUCATION OF SCHOOL DISTRICT NO. 36 (SURREY)

UNAUDITED SCHEDULE OF FINANCIAL INFORMATION REMUNERATION AND EXPENSES - EMPLOYEES For The Year Ended June 30, 2019

Schedule 4

NAME	REMUNERATION	EXPENSES
ELLIOT, ANDREW	79,442	0
ELLIOTT, PAUL ALEXANDER	104,045	0
ELLIS, DIANA E	122,782	41
ELLISON, MARY PATRICIA	76,977	10
ELSTON, SHEREE LYNN	89,939	0
EMAMVERDI, MASOUMEH	89,901	0
ENDERS, MARLIS N.M.	81,764	0
ENGBRECHT, PATRICIA	88,451	0
ENGLAND, MARC	91,163	23
ENGLISH, LLOWYIN E.	76,652	0
ENNS, MARINA L.	112,014	537
EPP, KAREN	86,973	0
EPPELE, KRISTINE PATRICE	88,849	0
ERASMUS, NICOLA	84,322	0
ERB, CRAIG M.	89,921	0
ERCEG, DAJANA	78,615	0
ERCEG, PETER N.	88,717	233
ERICKSON, BLAKE CAMERON	82,120	139
ETHIER, STEPHANE	88,731	150
EURICH, KRISTINE ALENA	88,355	0
EWACHA, EDWARD LESLIE	84,644	0
EZAKI, VANESSA	83,714	1,458
FADUM, KAREN UNA	87,725	0
FALK, KIRSTEN ELIZABETH	91,344	0
FARAONE, JUSTIN JACK	84,679	0
FARQUHAR, KIRSTEN	118,373	0
FARRANT, CHRISTINA BAILEY	80,202	25
FASSE, BRIAN JOHANNES	90,867	0
FAST, DARRELL	92,908	834
FAUCHON, PIERRE	82,123	0
FEATHER, MAIKEN MICHELE	88,797	0
FEAZEL, CELINE DYMPNA	82,924	482
FEDDER, SHANAH	89,009	31
FEDYK, CARLOS A.	88,535	0
FELTHAM, BARBARA	87,859	0
FENRICK, LAURETTA C.	126,193	0
FENTON, LAURA LEE	119,108	33
FERGUSON, HEIDI KATHLEEN	78,933	0
FERGUSON, JARED RICHARD V.	82,068	0
FERGUSON, PAUL JAMES	88,658	0
FERNANDEZ, ANN MARIE	91,512	0
FERRIER, LEE A.	92,399	0
FERRIS, ALEXANDRA	90,906	0
FETIGAN, LESLEY A.	89,151	0
FETT, BONNY GLORIA A.	80,122	0
FEUZ, ANALISA	89,998	553
FICZAY, VALENTINA	81,919	378
FIGUEIRA, MARK A.	92,909	0
FILIPOVIC, SUZANA	79,911	0
FILIPPELLI, GIUSEPPE JOE	91,462	0

BOARD OF EDUCATION OF SCHOOL DISTRICT NO. 36 (SURREY)

UNAUDITED SCHEDULE OF FINANCIAL INFORMATION REMUNERATION AND EXPENSES - EMPLOYEES For The Year Ended June 30, 2019

Schedule 4

NAME	REMUNERATION	EXPENSES
FILTEAU, CHLOE SHIVAUN	77,254	0
FINDLAY, CHRISTA TAMARA	83,355	0
FINDLAY, JENNIFER A.	89,447	0
FINDLER, SANDRA L.	87,813	0
FISHER, NIGEL ALAN	83,316	179
FITZ, RONDALYN	118,489	69
FITZGERALD, DR. SHEOLLAGH	89,984	37
FJERMESTAD, LISA A	82,032	0
FLACK, H. EMILY C.	88,798	0
FLANAGAN, AMBER E	126,193	83
FLANNAGAN, ALLISON M.	86,752	0
FLATHER, DARCEY LYNN	77,938	0
FLEMING, KEVIN S.	88,770	0
FLINK, BLAIR	98,711	0
FLINT, COLETTE L.	89,698	0
FLORIO, JODI LYNN	88,798	0
FLYNN, MARK J.	118,828	3,906
FONG, PUI TING KAREN	88,739	0
FONTANA, SHARLENE ANITA	79,970	0
FORBES, JANE ALEXANDRA	126,193	80
FORBES-KING, GREG WILLIAM	134,549	8,005
FORDE, MIKA MARIA	81,124	160
FORRESTER, PATRICIA A	89,982	354
FORSYTH, CAROLYN	89,898	2,211
FOSTER, ELIZABETH A.	97,183	20
FOSTER, GLENNIS	82,110	0
FOSTER, GRACE	76,533	0
FOURNIER, DEREK	89,605	0
FOWLER, GAIL ANNETTE	85,928	0
FOWLER, PATRICIA M.	88,703	0
FOX, ANDREA D.	89,252	0
FOX, ANN-MAREE	89,984	2,127
FRAMPTON, RUSSELL PATRICK	75,717	3,056
FRANK, GREG DWIGHT	203,697	31,554
FRANK, MONICA	117,215	73
FRANSEN, LANA ERINNE	75,720	0
FRANSEN, TAMARA LYNN	90,041	0
FRASER TILLEY, BARBARA KRISTIN	90,023	50
FRASER, LINDSAY PAIGE	81,512	702
FRASER, SUSAN M.	88,771	0
FREDERICKSON, LINDSEY VICTORIA	81,039	1,943
FREEMAN, MARGO LEIGH	80,964	0
FRENCH, SUSAN	87,860	0
FREW, TAMARA D.	88,707	55
FRIEL, KAREN ANGELA	76,904	0
FRIESEN, BRIAN	98,684	0
FRIESEN, GENEVIEVE IRENE	88,177	0
FRIESEN-FORD ASHURST, CYNTHIA	90,023	368
FRIESS, DWAYNE G	80,359	0
FRISK, KENNETH M.	87,769	0

BOARD OF EDUCATION OF SCHOOL DISTRICT NO. 36 (SURREY)

UNAUDITED SCHEDULE OF FINANCIAL INFORMATION REMUNERATION AND EXPENSES - EMPLOYEES For The Year Ended June 30, 2019

Schedule 4

NAME	REMUNERATION	EXPENSES
FROST, LINDA LOUISE	81,741	303
FROST, PAUL	90,911	0
FRYER, TOBY HOVAN	87,032	0
FULLER, MERILEE L.	90,052	0
FULLER, SUSAN	88,756	50
FUNK, MAUREEN LUCILLE	89,461	0
FURTADO, ANTONIO	88,731	0
FUTA, LEANNE	80,175	298
GABEL, VINCENT A	82,111	0
GABRIEL-MORRISSEY, ANGELA	88,731	749
GABRIELE, CARRIE L	88,731	0
GABRYS, LISA MARIE	88,519	0
GAETZ, HEIDI M.	89,016	0
GAGNON, MICHEL	90,052	1,666
GAIND, ANITA	98,677	0
GALLACHER, DREW	85,276	530
GALLAGHER, CHERYL	87,383	0
GALLAGHER, MARY PATRICIA E	91,805	0
GALLANT, STEPHANIE	82,165	499
GALLVITZ, DARREN THEODORE	82,031	0
GAMMEL, BYRON M.	126,193	16
GANDER, MANDY M.	92,908	0
GANDERTON, TONYA	88,784	0
GANDHAM, JAGJIT K.	86,991	0
GANDHAM, RANI	128,270	2,951
GANSHORN, SHANNON LEA	83,205	0
GARBE, DANIELLE	82,162	233
GARDNER, DANNIEL J.	82,185	0
GARDNER, NEIL E.J.	102,144	987
GARNEAU, MARC A.	92,813	2,174
GASPARD, JOANNE L.	88,756	0
GAUDIN, TIFFANY ELIZABETH	91,979	36
GAZDAR, AMARJEET	82,656	0
GEARY, RAYLYN CHRISTINA	82,162	0
GEDDES, MARGARET H	126,869	0
GEE, WAH	88,708	0
GELOWITZ, HEATHER M.	88,798	0
GEMMELL, BRIEN R.S.	92,447	0
GENSCHOREK, CHARLOTTE	90,012	0
GERBRANDT, RON W.	95,463	0
GERDIS, NICOLA SHARON	91,903	68
GERHARDT, CHRISTA	81,827	0
GERTZ, LINDA	98,891	3,283
GESSEY, KAREN	88,591	0
GHUMAN, HARJOT SINGH	112,008	63
GIBB, ROCHELLE ALICIA	81,425	0
GIBBY, ANGHARAD MARI	88,798	0
GIBSON, DANIEL M.	82,136	0
GIHM, GRACE EUNHYE	88,620	0
GILL, AMANDA AMANDEEP K	81,041	0

BOARD OF EDUCATION OF SCHOOL DISTRICT NO. 36 (SURREY)

UNAUDITED SCHEDULE OF FINANCIAL INFORMATION REMUNERATION AND EXPENSES - EMPLOYEES For The Year Ended June 30, 2019

Schedule 4

NAME	REMUNERATION	EXPENSES
GILL, AMANDEEP KAUR	89,414	0
GILL, AMRJIT K.	82,001	0
GILL, BALJIT	93,217	0
GILL, BALTEJ BOBBY SINGH	81,100	0
GILL, CHARANJIT KAUR	90,080	0
GILL, DALJIT S	98,643	0
GILL, DEPINDER KAUR	89,941	0
GILL, GURJEEVAN KAUR	77,538	316
GILL, HARINDERJOT JODI	82,193	0
GILL, HARPREET K.	82,205	0
GILL, KARAN PAUL	90,026	0
GILL, KULVINDER K.	91,805	0
GILL, LAKWINDER RONNI	88,245	0
GILL, MINI	92,935	55
GILL, NAJINDER	92,693	0
GILL, NARINDER KAUR	77,983	0
GILL, NAVJEET	87,969	0
GILL, RAJ K	82,032	0
GILL, RAVIJOT KAUR	81,381	125
GILL, RAVINDAR KAUR	88,771	0
GILL, REENA KAUR	110,176	95
GILL, RUPINDER KAUR	90,833	0
GILL, RUPINDER KAUR	82,051	0
GILL, SANDEEP SINGH	87,266	0
GILL, SASHA AMAN KAUR	79,175	0
GILL, SHAMINDER K.	87,871	0
GILL, SHERYL D	88,328	0
GILL, SIMMERDEEP SIBLI	90,052	0
GILL, SUKHVIR KAUR	79,903	0
GILRAY, MICHAEL D.	82,201	0
GIVEN, MARGARET	88,742	0
GLEADHILL, IAN MARTIN	90,800	97
GLEITMAN, COREY M.	97,956	765
GLENISTER, MICHAEL P	82,172	0
GOCMEN, MUSTAFA	94,622	20
GOGUEN, CHANTAL	83,086	0
GOMES, BRIDGET ESMERALDA	88,717	0
GOMES, PAUL	83,046	0
GONSALES, JESSICA ALISON	91,469	0
GONSALES, PATRICK ANDREW	93,185	0
GOODMAN, STEVEN	97,624	108
GORDON, ANITA KATHY	86,325	0
GORMAN, VINCENT	88,703	0
GOSAL, HARINDER S.	88,770	16
GOTO, PATSY NAOMI	82,147	63
GRAINGER, AMY RAE	79,671	175
GRANBOIS, ANNA-LISA	93,005	0
GRANT, BRIAN R	82,137	0
GRANT, JOHN	89,620	0
GRANT, MELANIE JOY	85,398	0

BOARD OF EDUCATION OF SCHOOL DISTRICT NO. 36 (SURREY)

UNAUDITED SCHEDULE OF FINANCIAL INFORMATION REMUNERATION AND EXPENSES - EMPLOYEES For The Year Ended June 30, 2019

Schedule 4

NAME	REMUNERATION	EXPENSES
GRANT, MONICA-RAE	94,153	334
GRATA, NICOLLE SANDRA	88,007	0
GRAUSAM, LORI	88,731	0
GRAVE, MITCH HUET	79,095	0
GRAY, ERIKA LAUREN	86,589	0
GRAY, JESSICA	88,208	21
GRAY, LAURA J	90,052	0
GRAY, MARIANNE	80,090	0
GREAU, KAREN MARIA	130,084	5,497
GREEN, KELLY ARTHUR	88,618	895
GREENBERG, KATHLEEN	88,861	0
GREGERSON, RENEE MICHELLE	83,877	6
GREGGAIN, BRANDI	90,012	0
GREIG, NANCY DORA K.	88,623	0
GRESCHNER, KAREN E.	88,871	0
GREWAL, KAMALJIT KAUR	98,342	32
GREWAL, MANPREET SINGH	88,770	168
GREWAL, PARAMPREET KAUR	76,186	0
GREWAL, SAVEEN	90,040	0
GRIGGS, ELIZABETH EUGENIA	82,169	0
GRILLS, LAURA	126,193	0
GROBERMAN, ROBERT	88,618	0
GROHMANN, MANUELA S	88,770	0
GRONMYR, SOPHIE A.	88,328	0
GRONNEMOSE, MONA	90,052	0
GROVER, CARMEN ALISA	76,388	0
GRUDEN, VICKI	90,811	63
GRUNDY, JULIE L.	81,790	899
GRYB, NATALIA	81,568	0
GRZESKOWIAK, COLIN D	90,066	0
GUEZALOVA, KARINE	94,161	17
GUILMANT-SMITH, SARAH K.	89,149	0
GULBRANSEN, JENNIFER BAUTISTA	85,713	0
GUNN, TINA MARIE	90,080	2,308
GURALIUK, TRACY	82,147	0
GURM, SUKHWINDER KAUR	82,222	0
GUTKOWSKI, CATHERINE	89,709	205
HABIB, ANGELA	89,199	0
HACKETT, CAROL A.	88,682	0
HACKETT, LAURA J.	87,425	0
HAGELUND, LORI SUSAN	82,145	0
HAGEN, SUSAN J.	92,164	1,498
HAGGLUND, DARRELL LLOYD	88,324	0
HAID, BRENDA MAY JEAN	82,149	0
HAINSWORTH, GAVIN B	84,566	0
HALE, MARY TWILA HOPE	75,239	0
HALE, TROY A.	88,770	0
HALEY, CORBY	90,012	0
HALL, JOAN E	88,700	0
HALL, JUDY L.	81,738	0

BOARD OF EDUCATION OF SCHOOL DISTRICT NO. 36 (SURREY)

UNAUDITED SCHEDULE OF FINANCIAL INFORMATION REMUNERATION AND EXPENSES - EMPLOYEES For The Year Ended June 30, 2019

Schedule 4

NAME	REMUNERATION	EXPENSES
HALL, MICHAEL E	90,022	0
HALL, SHARON J.	88,731	0
HALL, WENDY MARIE	75,716	0
HAMID, ASSEM MAHMOUD	81,041	1,059
HAMILTON, JAN K	90,324	0
HAMILTON, MARGARET LESLIE	88,742	0
HAMMOND, SHEILA	135,453	1,345
HANNA, CATHERINE E	126,309	76
HANS, DEEPINDER KAUR	88,618	0
HANS, LINDA E.	81,738	0
HANS, SATINDER KAUR	88,732	187
HANSEN, AI	88,534	0
HANSEN, DANA	82,442	0
HANSEN, TANYA C	88,734	0
HANSRA, RAJDEEP KAUR	101,089	0
HAPKE, NATHAN TODD	79,789	0
HARASYMCHUK, MARIE	89,576	0
HARDING, LAURA DIANNE	88,770	0
HARDMAN, J. TIM	105,903	289
HARDY, STEPHEN	134,894	2,756
HARE, RACHEL	92,791	0
HARMS, JUDITH	88,054	0
HARPER, JANE	82,159	0
HARRADINE, SELINA LUCILLE	86,889	0
HARRINGTON, LEANNA LYNNE	87,378	0
HARRIS, KAREN	76,993	0
HARRIS, KATHRYN	93,115	251
HARRISON, EITHNE J	126,309	0
HARRISON, KRISTY LYNN	90,079	1,074
HART, CYNTHIA A.	81,949	0
HART, HEATHER	90,052	0
HASEGAWA, KAREN TRACY	82,058	0
HATTON, SHERYL C.	90,080	0
HAUEN, IAN	90,597	12
HAUGEN, CHARLENE D.	111,420	36
HAVELIWALLA, ZUBIN	77,895	0
HAVERS, ALEXANDER PAUL	105,637	0
HAWLEY, GAY	88,661	0
HAYER, KASHMIR	98,773	0
HAYER, RUPINDER K	93,124	0
HAYES, REX	135,221	573
HAYES, STEPHEN	92,867	0
HAYNES, AARON M.	92,733	0
HAYWARD, MARY BARBARA	79,060	0
HAYWARD, ROGER	90,841	0
HEACOCK, TARA L.	90,129	0
HEADLEY, KRISTIN STEVENS	79,900	0
HEER, RUPA (JAGROOP) K	92,121	0
HEGGIE, RUSSELL GEORGE	81,377	71
HEHAR, AMANPAL KAUR	88,798	0

BOARD OF EDUCATION OF SCHOOL DISTRICT NO. 36 (SURREY)

UNAUDITED SCHEDULE OF FINANCIAL INFORMATION REMUNERATION AND EXPENSES - EMPLOYEES For The Year Ended June 30, 2019

Schedule 4

NAME	REMUNERATION	EXPENSES
HEIEIS, CINDY J.	87,980	82
HELLAND, BRAD A.	130,193	143
HELLAND, MICHELE NICOLE	105,818	18
HELLYER, PAULA L.	86,550	0
HENDERSON, ALAN	92,121	0
HENDERSON, ERIK E.	90,052	0
HENDERSON, MURRAY	81,941	0
HENRY, JACQUELINE	88,743	0
HENSHAW, KELLY SHIZU	80,328	0
HEPTING, JEREMY M.	90,674	381
HERNSTEDT, SILVY ISABEL	76,751	0
HEUMAN, SUSAN JUDITH	83,709	0
HEWITSON, SCOTT E.	104,242	0
HIBBERT, SINEAD	89,585	0
HIDDLESTON, LISA Y.	80,782	0
HIEBERT, WESLEY	85,965	0
HIGNELL, KEN G.	135,221	2,223
HILL, CHANTAL	81,972	0
HILL, HEATHER L.	127,637	165
HILLEN, LARISSA LEE	88,558	31
HILLSDON, ANDY PAUL	88,742	0
HINTZ, JANICE	88,743	0
HITTRICH, ANNA	80,375	185
HO, HSING-HUA STEVE	77,948	0
HO, JANET	81,731	0
HOCKING, CORINNE M.	85,657	0
HODAK, LAURA MAE	88,777	3,246
HODGINS, KATHERINE C.	152,762	11,715
HODGSON, MARK	92,305	0
HOEKSTRA, AMY NICOLE	89,659	0
HOELZLEY, DAVID M.	92,121	0
HOENISCH, DANNETTE	90,052	2,831
HOFF, ELIZABETH KARIN	90,080	276
HOFFMAN, CAPRICE TRUDY	80,947	0
HOGG, SANDRA JAYNE	112,202	52
HOLLAND, ANDREW	174,697	15,268
HOLLAND, SPENCER DOUGLAS	83,023	134
HOLLANDER, LEE-ANN N.	90,052	0
HOLLINS, ERIN MAUREEN	90,079	0
HOLLIS, JOHN W.	90,026	225
HOLLIS, MONICA M.	81,336	573
HOLLISTON, DARREN W	91,834	0
HOLMES, ALAN J.	75,889	0
HOLMES, DEBORAH R.	94,160	2,718
HOLMES, MARY F	89,273	51
HOLMS, LESLIE	88,742	0
HOLT, TARA	123,027	2,634
HOM, ALBERT M.	84,296	39
HONEYWELL, KEITH W.	88,533	1,437
HOOK, JEFFREY WARREN	87,851	0

BOARD OF EDUCATION OF SCHOOL DISTRICT NO. 36 (SURREY)

UNAUDITED SCHEDULE OF FINANCIAL INFORMATION REMUNERATION AND EXPENSES - EMPLOYEES For The Year Ended June 30, 2019

Schedule 4

NAME	REMUNERATION	EXPENSES
HOPPS, GEORGINA	90,052	2,603
HOPPS, GREGORY S	136,193	86
HORN, MICHAEL	83,275	0
HORNING, STEPHEN	81,294	0
HOROBEC, KIM	82,110	0
HORSTEAD, JOHN B.	126,193	135
HORTH, DIANA	82,467	0
HORVAT, KARIN D.	82,539	0
HOSKINS, MICHELLE T.	82,144	0
HOSSACK, KELLY LOUISE	89,779	0
HOTHI, HARVIR KAUR	77,806	0
HOTTI, ALLISON JANE	79,261	0
HOUCHEN, GORDON K.	98,597	854
HOVEN, MICHAEL B	92,081	0
HOWARD, JACQUELINE S	126,425	32
HOWDEN, BRONWEN LEIGH	88,759	0
HOWETT, RYAN WILLIAM	85,797	0
HRYCAN, BRENDA M.	88,731	0
HU, THOMAS	90,774	0
HUA, DAVE VAN	93,580	0
HUBBICK, JEFFREY HOWARD	86,062	0
HUGHES, CHRISTOPHER MICHAEL	82,137	0
HUI, REBECCA YUE-YEN	93,170	0
HUISMAN, JAMIE MARIE	77,053	150
HUITINK, TANIS	81,318	0
HULL, KRISTJEN DEAN	94,969	92
HUME, MARIA A	88,799	0
HUMESTON, CHRISTOPHER	92,873	499
HUMMERSTON, SARAH NICHOL	81,652	0
HUNDAL, SANJEEV SINGH	95,357	0
HUNTER, CHRIS H.	88,745	791
HUNTER, SUSAN M.	98,683	0
HURT, HEATHER	80,513	0
HURT, MICHAEL FRANKLIN	132,506	0
HURTUBISE, NICOLE MARIE	86,541	0
HUSIEFF, K. LEIGH	92,110	26
HUSKA, HELAINE M.	92,791	0
HUSKINS, KRISTEN ANN	84,269	0
HUSSMANN, LESLIE A	88,647	0
HUTCHINS, LAURA	87,774	0
HUTCHINS, MARIAN M.G.	82,068	0
HUTCHINSON, KERRI MARGARET	75,869	0
HUTCHISON, LINDSAY PATRICIA	92,476	0
HUTCHISON, ZACHERY SCOTT	85,266	0
HYAMS, STEFANIE NATALIA	90,109	0
ICKERT, KIRSTEN LYNN	83,050	0
ILLES, JACLYN COLLEEN	87,915	0
IMAI, DEREK E.T.	88,703	0
INESON, PATRICIA N.	88,698	0
INGLES, LORI E.	110,625	3,998

BOARD OF EDUCATION OF SCHOOL DISTRICT NO. 36 (SURREY)

UNAUDITED SCHEDULE OF FINANCIAL INFORMATION REMUNERATION AND EXPENSES - EMPLOYEES For The Year Ended June 30, 2019

Schedule 4

NAME	REMUNERATION	EXPENSES
INGRAM, DAVID J.	82,198	0
INNES, BRENDA	80,083	0
INOUE, KRISTY YUMIKO	81,791	0
ISFORD-SAXON, KELLY M	97,693	5,486
ISMAIL, RANIA	75,022	0
ISSAC, LYDIA	76,705	0
ISSEL, BRAD A.	126,193	18
JACK, HEIDI MICHELLE	88,798	0
JACKSON, BIRGIT	88,756	623
JACKSON, GRACE L	82,032	0
JACOB, MICHAEL M.	90,051	6,791
JAHNSEN, DIANA	86,000	2,311
JAMES, CARI M.	82,172	0
JAMIESON, LISA M	126,193	14
JAMIESON, MARNIE	99,279	167
JAMIESON, PAULA DEE	90,938	0
JANG, MARGARET	92,172	0
JANSEN, ROBERTA H.C.	90,167	0
JANSSEN, KAREN L.	91,563	0
JANZEN, SUSAN	90,052	0
JASROTIA, SUNITA	82,198	0
JASSAL, JATINDER	88,717	0
JASSAL, RAJWANT KAUR	90,012	0
JASWAL, MANJINDER SINGH	90,973	0
JAY, ANTHONY YOI LUN	89,625	0
JAY, MELANIE ANA	77,349	0
JEANNOTTE, ELAINE E.	89,670	0
JEFFERSON, SHANNON	92,879	0
JEFFREY, LAURIE L.	81,054	1,200
JEKLIN, KATHARINE ROSE F.	75,630	0
JELLEMA, MICHAEL	134,894	2,911
JENKINS, TERESA	90,038	53
JENNENS, CHANDRA LYNN	91,593	0
JENSEN, TAMARA AMELIA	76,334	0
JEONG, HELEN HYE-WOON	76,256	6
JHAJ, SABRINA SABHJIT	84,062	0
JHAJJ, PARAMPREET KAUR	88,759	0
JICKLING, KATHRYN J	89,120	27
JIEN, JASMINE YA-MINE	76,975	10
JOHAL, AMARJIT	91,360	0
JOHAL, GEENA JAGJEVEN	82,162	0
JOHAL, GURSHAN S	88,731	0
JOHAL, HARROSIE KAUR	100,121	32
JOHAL, JASBIR	89,117	0
JOHAL, JATINDER	81,971	0
JOHAL, KEHAR S.	90,012	0
JOHAL, KULBIR K	90,665	0
JOHAL, SARBDEEP KAUR	90,531	0
JOHAL, TEJPAL SINGH	78,944	0
JOHNS, CARA CHRISTINE	82,164	0

BOARD OF EDUCATION OF SCHOOL DISTRICT NO. 36 (SURREY)

UNAUDITED SCHEDULE OF FINANCIAL INFORMATION REMUNERATION AND EXPENSES - EMPLOYEES For The Year Ended June 30, 2019

Schedule 4

NAME	REMUNERATION	EXPENSES
JOHNSON, BRYN	92,938	155
JOHNSON, CAMILLE L.	82,603	0
JOHNSON, DAVID A.	82,110	0
JOHNSON, DEBBIE L.	118,373	47
JOHNSON, DERRON S.	114,262	0
JOHNSON, GREGORY DOUGLAS	84,128	0
JOHNSON, JACQUELINE	88,540	0
JOHNSON, JAMES RICHARD	90,040	16
JOHNSON, JASON K.	106,122	1,338
JOHNSON, JENNIFER J.	92,120	1,233
JOHNSON, KARYN R.	100,531	0
JOHNSON, LEANNE MAY	88,813	198
JOHNSON, LESLEY C.	88,742	0
JOHNSON, PATRICIA L	80,924	0
JOHNSON, PAULA BRIDGET	89,099	0
JOHNSON, SUSAN D.	92,656	629
JOHNSON, TINA MELANIE	78,243	0
JOHNSTON, JAMES C	143,474	6,867
JOHNSTON, NANCY	86,665	0
JOHNSTON, PETER J.	135,525	8,923
JOHNSTON, PHILIP K	82,274	200
JOHNSTON, WENDY E.	95,344	0
JOHNSTON-MEYER, SARAH LEANNE	83,580	0
JOHNSTONE, JEFF	134,666	95
JONES, ASHLEY PATRICIA	90,961	1,092
JONES, COURTNEY A.	86,051	1,527
JONES, KEITH	85,108	0
JONES, MATTHEW LUCAS	88,797	0
JONES, MICHAEL O	89,984	0
JONES, THOMAS G	100,667	0
JORDAN, JACKIE	88,218	0
JORDT, MONIQUE YOLANDE	82,172	0
JOTIE, JENNIFER ELAINE	87,739	0
JOUZY, NASRI	90,012	0
JOYCE, CAMERON DOUGLAS	93,145	0
JOYCE, STACEY	87,430	0
JUDSON, JAYSON C.	90,012	0
JUNGCLAUS, CHARLES F.L.	89,475	0
JUNGCLAUS, CHELSEA A.	89,475	0
KAILA, AMANDEEP SINGH	88,618	0
KAILA, DEVINDER S.	93,081	0
KAILA, MANJINDER S.	100,304	0
KAILA, PRITPAL KAUR	75,619	0
KAILA, SEEMA	87,717	0
KAILEY, AMANDEEP KAUR	76,847	0
KAILLA, PURDEEP KAUR	75,878	0
KAILLEY, ANGELA	86,658	4,265
KALAIR, LAKHBINDER	90,012	0
KALAND, WENDY A.	87,417	0
KALBFUSS, KIRSTEN	91,302	0

BOARD OF EDUCATION OF SCHOOL DISTRICT NO. 36 (SURREY)

UNAUDITED SCHEDULE OF FINANCIAL INFORMATION
REMUNERATION AND EXPENSES - EMPLOYEES
For The Year Ended June 30, 2019

Schedule 4

NAME	REMUNERATION	EXPENSES
KALSI, AMRITA KAUR	80,091	0
KALSI, HARMINDER SINGH	102,080	0
KALYN, KARIN L.	77,408	0
KAMARN, LILY	83,514	838
KAMBO, AMI K	97,001	288
KAMIMURA, JANE L.	92,706	0
KAMIMURA, JOHN	92,121	37
KAMINSKA-MIAZEK, BEATA	82,967	0
KANG, ANITA	81,754	0
KANG, DALJINDER	90,012	0
KANG, JAIMINDER KAUR	106,089	14
KANG, RANDIP KAUR	81,755	0
KANNIAINEN, SIIRI Z.	88,948	0
KARAM, CATHERINE M.	126,309	0
KARLGREN, ANDERS	86,964	0
KARLSEN, TOR RICHARD	81,291	0
KARVAT, FAYE CALANDRA	81,458	3,130
KASCHEL, WERNER	89,984	0
KASSAM, SHELIN	90,800	53
KATARIA, RASHI	75,834	0
KAUFMAN, JARRET RAYMOND	78,116	0
KAUR, DEEP	79,549	0
KAUR, KIRPAUL	130,212	62
KAUR, SATVINDER	81,337	0
KAVANAGH, ADAM BENJAMIN	88,043	0
KAVANAGH, KIMBERLY JOANNE	75,606	0
KAWAKAMI, MARK	78,190	499
KAY, CORI L.	88,317	0
KEANE, CARROL ANNE	82,014	0
KEELAN, MARK W.	82,146	0
KEELEY, MARIE HAZEL	76,847	0
KEEPER, ANNETTE L	129,892	75
KEIL, MICHELLE C.	88,620	61
KELL, JULIE D	90,026	0
KELLAWAY, ANDREA N.	81,012	415
KELLER, BRENDA	110,537	17
KELLY, CHRISTOPHER HUGH	90,080	0
KELLY, JOHN JOSEPH	82,068	89
KELLY, TARA LEIGH	84,373	0
KELSEY-ETMANSKI, HELEN E.	86,786	29
KENDALL, ERIN	84,653	3,453
KENNEDY, SARAH JANE	76,259	0
KENNETT, IAN	90,023	0
KENNETT, JO-ANN M	112,772	5
KERKHOVEN, RUDOLPH	89,938	0
KERMER, DIANA-LYNNE	88,795	0
KERMODE, ANISSA R	94,149	1,533
KERR, KRISTEN	88,790	0
KERSLAKE, WENDY	89,980	0
KHAERA, GURSHARN KAUR	88,291	0

BOARD OF EDUCATION OF SCHOOL DISTRICT NO. 36 (SURREY)

UNAUDITED SCHEDULE OF FINANCIAL INFORMATION REMUNERATION AND EXPENSES - EMPLOYEES For The Year Ended June 30, 2019

Schedule 4

NAME	REMUNERATION	EXPENSES
KHAIRA, KOMAL	77,802	0
KHAIRA, MOHINDER S.	118,257	13
KHAIRA, RAJVINDER	90,040	0
KHAIRA, SHARANJIT SANDHU	81,293	0
KHAKH, MARINA KAUR	86,958	0
KHALLAR, SONIA	77,700	0
KHAN, IRAM	130,193	63
KHANGURA, SANDEEP KAUR	85,535	0
KHARA, MANDEEP	82,227	0
KHROD, MANDEEP KAUR	78,533	0
KHUN KHUN, SHARANJIT KAUR	87,739	0
KHUN-KHUNA, MANJIT K	90,012	0
KILDEN, CARMEN O.	90,040	0
KILPATRICK, LYNDA VALERIE	82,110	0
KILPATRICK, MICHAEL THOMAS	135,221	159
KIM, ADELE	90,040	0
KIM, HUNNEE	98,780	2,086
KIM, KAREN JENNIFER	87,914	0
KIM, MARGARET	82,162	0
KIM, TAYLOR SUNG EUN	87,844	0
KING, DARCY R	82,110	0
KING, JACQUELINE ANITA	76,880	6
KINGDON, SHIRLEY A.	87,859	0
KINGSLAND, LISA ALLISON	75,736	0
KINSELLA, AILEEN	122,794	4,119
KINSKOFER, NEAL BRIAN	104,807	4,125
KIPP, CHARLA HITOMI	94,221	1,150
KIRBYSON, TALARA A	88,723	131
KIRINCIC, NIKOLAS GEORGE	119,146	0
KISSINGER, SIMON J.R.	88,731	0
KLAIR, VIRPAL KAUR BOBBI	82,982	0
KLASSEN, ANDREA MARIE	88,759	12
KLECKER, SUZANNE	98,397	906
KLEIN, SHAWN MICHAEL	90,080	0
KNAPP, DONNA M.	84,091	0
KNIGHT, DOUGLAS	92,680	50
KNOLL, BEATRIX	88,798	0
KNUDSEN, ERIN VALERIE	98,883	702
KOCH, BARBARA D	88,701	0
KOEHLER, JENNIFER L.	94,025	0
KOEHN, PATRICK D.	88,756	125
KOEHN, STEPHEN PETER	82,162	0
KOH, GERALDINE LI-MING	82,406	0
KOLBUS, BARBARA	126,425	103
KOLCZYNSKA, BARBARA	88,703	0
KOLKE, MARIA FELICIA	88,770	0
KOLLAKIS, CHRISOULA	78,640	0
KONDRATOWSKI, ELZBIETA A.	88,742	0
KONRADOVA, DANA	79,990	0
KONSMO, EVERETT WILLIAM	88,754	702

BOARD OF EDUCATION OF SCHOOL DISTRICT NO. 36 (SURREY)

UNAUDITED SCHEDULE OF FINANCIAL INFORMATION REMUNERATION AND EXPENSES - EMPLOYEES For The Year Ended June 30, 2019

Schedule 4

NAME	REMUNERATION	EXPENSES
KOO, ELAINE	88,575	0
KOOCHIN, KRISTA CHARMAINE	90,040	0
KOONER, JASBIR	88,798	48
KOOT, PAT A	88,703	0
KOPPENSTEINER, CHRISTINE	105,983	67
KORBUTT, MATTHEW STEPHEN	81,558	0
KOSHMAN, MYLES M.	78,155	0
KOTALWI, LACE JENNIFER	76,117	0
KOTSALIS, PANAGIOTA PEPI	89,987	0
KOUSTAS, CONNIE PANAGIOULA	85,692	0
KOUTSONIKAS, VASILIOS	89,898	0
KOVACH, BELA JOY	90,080	126
KOVACH, JOHN C	89,873	0
KOVITS, ERIC J.	92,377	49
KOWALCHUK, SANDRA	80,069	0
KOWALENKO, ANDREW C.	85,303	0
KOWALYSHYN, ORWELL Z	92,439	2,987
KRAJNC, GAYLE ELAINE	82,136	0
KRALL, DEAN MICHAEL	81,502	0
KRASNOFF, LESLIE P.	89,460	0
KRAWCHUK, IRINA	92,134	9
KREJCIK, NIKKI SONYA	90,762	499
KREMBENIOS, BOBBY	83,436	0
KREVESKY, PAULA MICHELLE	89,264	0
KRISHNAN, YVONNE E	92,836	1,527
KRITIKOS, THOMAS	88,732	0
KROEKER, RYAN GERALD	81,927	0
KROPP, MARIANNE	88,282	0
KRUEGER, JONATHAN DAVID	82,185	0
KRUGER, CYNTHIA L.	88,090	0
KRULITSKY, KATHY	77,377	36
KRYSTAL, MICHAEL	118,470	13
KUEHNE, COLLEEN	89,830	15
KUHN, TYLER ANTHONY	80,037	0
KUK, CINDY	88,731	0
KUOCH, PHONG	93,131	0
KURIANPARAMBIL, RITA	93,120	0
KURREIN, SARAH LOUISE	80,456	0
KUZMINSKI, LEANNE M.	90,081	0
KWAN, VINCENT	90,026	0
KWON, JOHN JUNE YOUNG	79,424	0
KYLE, JESSICA ANNE	90,040	180
KYLE, MARGARET GERTRUDE	90,023	71
L'ABBE, JORDAN ANTHONY	88,744	0
LA ROCHE, NATHALIE	88,762	3,587
LA ROUE, MARCIA	81,999	0
LACHANCE, ANDRE	90,052	0
LADD, RACHEL	106,176	58
LAHNERT, ANA	112,008	186
LAI, CAROLINE	97,515	867

BOARD OF EDUCATION OF SCHOOL DISTRICT NO. 36 (SURREY)

UNAUDITED SCHEDULE OF FINANCIAL INFORMATION REMUNERATION AND EXPENSES - EMPLOYEES For The Year Ended June 30, 2019

Schedule 4

NAME	REMUNERATION	EXPENSES
LAI, GRACE E.	89,824	1,873
LAIL, NAVEENJIT	84,042	0
LALI, JIMMY S.	88,798	0
LALLI, HARBINDER K.	88,568	180
LALLI, JESSE JUSPREET K	81,506	241
LAM, CAROL A.	90,023	0
LAM, CHRISTINA K.Y.	80,511	0
LAM, DEREK	130,193	216
LAM, JACKIE S.	89,177	0
LAMMERS, BONNIE J.	82,136	2,401
LAMMERS, JEFFREY JOHN	82,136	0
LAMOTHE, MONIQUE YVONNE	81,148	0
LANDEN, RONALD WESLEY	95,189	24
LANDRIALT, LUCIE	88,928	32
LANDRY, ANDREW DAVID	98,591	216
LANE, TRACEY V.	90,798	240
LANFRANCHI, FRANCO	105,739	0
LANGE, GABRIELLE DORIS	89,209	0
LANGELAAR, ANDREA MARIE	81,128	1,982
LANGEREIS, MARY E.	82,147	0
LANGEREIS, PAUL DOUGLAS	88,742	0
LANS, JUDITH ANGELA	76,823	683
LAPOINTE, JILL A	89,008	0
LARIVIERE, JULIE L.	86,576	0
LARKIN, KEVIN DOUGLAS	90,060	0
LARKINS, MELODY SHANE	88,770	0
LARSEN, JASON R.	90,080	3,856
LARSEN, MICHELLE N.	118,285	0
LATTEY, LAURA RENEE	75,349	0
LAU, SHARON W.	94,390	5,073
LAUZON, SHAUNA MARIE	81,724	0
LAVEN, ANGELA FAY	89,330	0
LAVIGNE, HEATHER	88,770	12,459
LAVOIE, MATTHEW	86,543	38
LAVOIE, PAUL J.	94,149	2,159
LAW, SHANNON JOY	88,425	200
LAY, NANCY ARLENE	80,073	0
LAYCOCK, HELEN ELIZABETH	77,973	0
LAYTON, LOIS	126,193	0
LE RICHE, VICKI-SUSAN	126,849	4
LE, TAMMY	91,896	263
LEBEL, DIANE R.	97,262	5,985
LECLAIR, ALAN F.	88,658	0
LEE, CHRISTOPHER L.H.	89,984	0
LEE, DANIEL HAE-SONG	79,463	0
LEE, JAMES MICHAEL	82,022	0
LEE, JUN YOUNG	90,040	118
LEE, KEVIN	87,525	0
LEE, MAGGIE	92,938	969
LEE, MENG-CHIEN	75,324	121

BOARD OF EDUCATION OF SCHOOL DISTRICT NO. 36 (SURREY)

UNAUDITED SCHEDULE OF FINANCIAL INFORMATION REMUNERATION AND EXPENSES - EMPLOYEES For The Year Ended June 30, 2019

Schedule 4

NAME	REMUNERATION	EXPENSES
LEE, PATRICK	88,809	0
LEE, RAYMOND	88,770	0
LEE, SANDRA	89,118	0
LEE, SOLOMON J.	127,637	86
LEE, YOON SEOK	88,731	150
LEECH, NIKI E.	88,329	0
LEEDER, ROBERT G.E.	90,348	111
LEEPER, AMBER ROSE	81,665	0
LEES, STEPHEN JAMES	77,337	0
LEFURGY, EDWARD ROBERT	89,938	2,644
LEGGE, MICHAEL CHRISTOPHE	82,198	0
LEGRESLEY, LISA E.	82,136	0
LEIBOVITCH, JOSEPH ERIC	130,097	4,162
LEMON, KELLY	106,634	3,423
LENDVOY, JEREMY WALKER	85,474	0
LEONARD, KAMBI OLIVE	76,874	0
LEONARD, LISA M.	88,770	0
LEPIN, MATTHEW J.	99,099	64
LEPINE, LAURIE	82,172	0
LESKIW, DEBORAH JASMIN	79,988	0
LESLIE, ALISON MICHELLE	77,001	0
LESLIE, JANE	87,004	0
LETENDRE, DAELYN ELISSA	88,798	0
LETENDRE, JEFFREY DOUGLAS	88,798	0
LEUNG, ANDREW CHUNG-KEI	83,369	0
LEUPOLD, CHRISTOPHER J.	88,703	0
LEUTERIO, LAURA LEE JOY	78,867	475
LEWIS, CHRIS	82,111	0
LEWIS, JEFF DAVID W.	81,250	0
LEWIS, KATHLEEN M.	88,703	0
LEWIS, KRISTA M	81,033	0
LEWIS, RUTH M.	90,504	0
LEWIS, TOM	110,625	0
LEWIS-WATTS, CHRISTA	80,123	125
LIANG, TERESA LYNNE	92,457	0
LIDDER, KULDIP SINGH	88,759	0
LIGE, MONIKA M.	86,525	0
LIGHTBODY, ROBERT	88,296	0
LIM, LISA A	82,136	0
LIM, MARTIN	91,835	8,434
LIM, SHELAGH A	87,752	14
LIN, DANNIEL CHI CHUN	90,106	0
LIN, SANDI	86,491	0
LINDER, ANN-KATRIN	111,732	805
LINDROOS, KATRINA PIRJO	75,317	0
LINDSAY, GRAEME DAVID	75,975	1,224
LINDSAY, JOANNE M.	88,321	0
LINDSTROM, HELEN	88,731	20
LING, KATRINA TARIN	88,388	0
LINKLATER, PHILIP M.	127,637	33

BOARD OF EDUCATION OF SCHOOL DISTRICT NO. 36 (SURREY)

UNAUDITED SCHEDULE OF FINANCIAL INFORMATION REMUNERATION AND EXPENSES - EMPLOYEES For The Year Ended June 30, 2019

Schedule 4

NAME	REMUNERATION	EXPENSES
LINTOTT, KIRSTIN	88,731	0
LIRONI, KATHERINE M.	90,012	0
LISCOMBE, ELIZABETH	82,725	6,086
LITKE, DOUG JONATHAN	122,794	4,303
LIU, ADOLF FOOK-CHUEN	86,938	0
LO, JAMES HO BONG	75,746	453
LO, MIN-CHEE	83,841	0
LO, VINCENT WAI KEI	88,798	0
LOBELSOHN, DANIEL ADAM	86,702	0
LOCKER, LEE-ANN HEATHER	87,936	0
LOCKIE, MARY	78,813	0
LOEPPKY, DEAN STEVEN	88,770	0
LOEWEN, DIANA EDITH	90,080	0
LOEWEN, KAREN	92,825	0
LOEWEN, LISA ANNE	89,149	0
LOEWEN, MICHELE V.	89,935	0
LOGGIE, KATHLEEN LOUISE	80,947	0
LOGIE, ALICIA	90,012	3,803
LOH, CANDICE JIA-CHUI	76,705	1,308
LOH, VANIA WEN CHI	86,519	4,349
LOMAX, DONNA MARIE	126,306	61
LOMAX, MAUREEN	88,770	0
LONGSTAFF, KIMBERLEY GAYE	82,110	0
LOOI, SERENA LEE LEE	86,724	0
LOOK, LEEANN H	87,025	0
LOOSEMORE, MICHAEL	80,767	9
LOPEZ, KATHLEEN TERESA	88,770	0
LORD, MICHAEL J.	88,703	1,561
LOUGHLEAN, PATRICIA ANNETTE	90,329	1,397
LOVAS, SARAH LEIGH	79,360	121
LOVESETH, DEBRA K.	82,147	0
LOW, BETTY	82,136	0
LOWE, DAGAN ANGUS	85,303	0
LOWE, STEPHEN E.	90,052	0
LOWEY, KYLIE DAWN	90,980	0
LOWRY, DONNA L	84,137	0
LOYLA, MANPREET SINGH	92,674	234
LU, YI-WEI LOUIE	84,373	0
LUBENOW, NATALIE A	88,772	0
LUCUS, CALIN A.	94,149	18
LUDU, HARPREET KAUR	88,798	0
LUHMANN, SUSANNE L.	87,004	0
LUI, TINA THI BICH	88,439	0
LUMSDEN, VALERIE A	92,226	1,939
LUNGHAMER, LAUREN MICHELLE	88,798	84
LUTTON, JANET	83,878	0
LUTZ, SARAH ANN	88,658	0
LYNCH, SHELLEY D.	87,632	0
LYNE, CARMEN MERILEE	80,318	0
M'LOT, KEVIN	126,849	35

BOARD OF EDUCATION OF SCHOOL DISTRICT NO. 36 (SURREY)

UNAUDITED SCHEDULE OF FINANCIAL INFORMATION REMUNERATION AND EXPENSES - EMPLOYEES For The Year Ended June 30, 2019

Schedule 4

NAME	REMUNERATION	EXPENSES
MA, JEANNE	82,162	111
MA, TIMOTHY SIMON	80,706	0
MACADAM, MARIA ANGELA	88,798	0
MACCULLOCH, KRISTIN M.L.	88,759	0
MACDONALD, ARLENE J.	123,070	0
MACDONALD, KRISTEN AMELIA	110,929	0
MACDONALD, TOM J.R.	84,242	0
MACDOUGALL, LISA ANNE	90,865	0
MACDOUGALL, MARILYN E.	88,658	0
MACE, STEPHANIE MARIE	75,994	0
MACGREGOR, JAMES BRIAN	86,302	0
MACGREGOR, JENNIFER LEE	89,245	0
MACINTYRE, HEATHER MARIE	88,238	0
MACIVER, CHRIS L.	90,066	147
MACKAY-DUNN, MICHAEL ANTHONY	84,177	769
MACKENZIE, ASHLEY DANIELLE	80,305	0
MACKENZIE, DEBORA L.	81,313	102
MACKENZIE, NICOLE	81,414	0
MACKIE, STEPHEN D.	82,172	0
MACKINNON, HUGH V	86,446	0
MACKLESTON, JENNIFER JANE	82,199	0
MACKNEE, JOSHUA JAMES	86,217	0
MACLEAN, RODERICK DANA	76,902	407
MACLEAN, SHEILA JEAN	90,080	0
MACLEAN, VALERIE JOCELYNE	90,080	0
MACNAB, JOCELYN ANN	89,984	183
MACNAMARA, JOANNA JOY	82,198	0
MACNAUGHTON, DAWN JENNIFER	78,413	0
MACPHERSON, BRUCE D.	82,967	0
MACQUARRIE, JENNIFER ANN	90,867	113
MACRAE, JULIA L.E.	90,012	0
MACUMBER, CARRIE L.	80,103	0
MACWILLIAMS, RHONDA LEANNE	89,043	0
MAGNUS, KERRY L	121,523	3,327
MAGNUSSON, GRAHAM W.	130,069	180
MAGRILL, JUDITH MARCY	87,791	1,760
MAGUIRE, SUSAN KATHLEEN	81,860	0
MAH, DON	88,770	0
MAH, SIMON MICHAEL	92,938	134
MAHARAJ, PATRICIA RENEE	110,857	25
MAHER, PATRICK D	88,731	0
MAHLI, JAGBIR SINGH	118,257	16
MAHONEY, MADELAINE M	95,230	421
MAION, DEAN LUCIO	94,011	141
MAION, SHANNON PAULINE	94,174	0
MAJERNIK, JOANNE F	92,868	0
MAJHEN, TRACY	87,407	24
MAJOR, ABIGEL	79,949	0
MAKKAR, JASDEV	90,053	91
MAKSYMIW, RICHARD S.	87,887	0

BOARD OF EDUCATION OF SCHOOL DISTRICT NO. 36 (SURREY)

UNAUDITED SCHEDULE OF FINANCIAL INFORMATION REMUNERATION AND EXPENSES - EMPLOYEES For The Year Ended June 30, 2019

Schedule 4

NAME	REMUNERATION	EXPENSES
MALCOLM, JANET E.	99,203	0
MALKOSKE, ALYSSA ANN	118,257	17
MANAK, GOBIND KULTAR S.	82,749	0
MANDAU, LISA S	88,770	0
MANDIN, BLAINE	90,957	0
MANERY, CAITLIN GREER	80,126	0
MANGAT, MANJIT K.	94,179	461
MANHAS, AMRIK S.	90,945	0
MANHAS, MEENA	87,438	0
MANN, B. NINA	88,420	0
MANN, DAWINDER SINGH	95,069	0
MANN, JASBIR KAUR	82,364	0
MANN, KHUSHMINDER KAUR	87,240	125
MANN, MANDEEP K.	88,468	0
MANN, NAVJOT	78,150	0
MANN, PARMJIT	89,157	0
MANN, REENA	88,208	0
MANN, TEJPAL SINGH	84,823	0
MANN, ZEENAT KAUR	89,490	0
MANNING, KATHERINE M.	90,749	0
MANOJLOVIC, MILORAD	90,012	0
MARCAKIS, ANGELA STEPHANIE	79,901	0
MARCHIORI, BETTIE ANNE	88,770	21
MARCUK, BARBARA K.	91,802	0
MARETIC, MARK	90,036	169
MARETZ, CHRISTOPHER MICHAEL	79,799	0
MARGISON, TANYA ELIZABETH	76,648	1,271
MARIN, ADINA OANA	76,710	269
MARKLE, STACEY LAURA	89,923	0
MARNELL, SHANNON TARA	80,745	19
MAROUNEK, VLADIMIR MIREK	78,410	0
MARQUES, JEAN-PIERRE MOTA	90,956	0
MARRIOTT, LESLEY	75,723	27
MARRONE, RINO GENNARINO	82,172	125
MARSDEN, JILL	89,898	0
MARSDEN, PAUL R	126,193	41
MARSEILLE, JENNY C.M.	88,798	0
MARSHALL, MAXWELL C.	92,924	24
MARTIN, CHANDRA J.	81,535	0
MARTIN, LILLAH A.	82,032	663
MARTIN, NEIL EDWARD	88,799	0
MARTIN, SUSAN K.	90,922	1,450
MASI, GORDON V.	90,064	0
MASON, LISA KIRSTEN	81,135	0
MASTROIANNI, ROBYN DOROTHY	85,276	0
MATECHUK, DENNIS	102,712	0
MATEESCU, GABRIEL	86,695	0
MATSUMURA, LINDSAY SAMANTHA M	82,033	0
MATTHEWS, CAROLINE G.	126,309	58
MATTU, LEELA	82,110	1,732

BOARD OF EDUCATION OF SCHOOL DISTRICT NO. 36 (SURREY)

UNAUDITED SCHEDULE OF FINANCIAL INFORMATION REMUNERATION AND EXPENSES - EMPLOYEES For The Year Ended June 30, 2019

Schedule 4

NAME	REMUNERATION	EXPENSES
MAUR, VARINDERJEET KAUR	89,819	0
MAWHINNEY, LORRI-ANN	87,628	0
MAXWELL, LEIGH AMANDA	83,514	0
MAY, LINDSAY NICOLE	84,137	219
MAYENCOURT, ALISON M.	81,383	183
MAYER, SARA KATHERINE	88,770	0
MAYER, TAMMY HENDRIKA	90,178	0
MAYOTTE, DEANNA GWEN	82,172	0
MAZINANI, SEDIGHEH NONA	82,136	0
MAZURKEWICH, CLINT	105,521	0
MAZURKEWICH, MELANIE C	110,861	0
MCBRIDE, DOLKAR	90,913	0
MCBRIDE, LIANNE M.	113,345	41
MCCABE, ERIN CYNDY	92,906	0
MCCALLUM, DAVE WILLIAM	88,657	2,168
MCCALLUM, KIRSTIE	82,032	0
MCCANN, CARY	91,062	438
MCCANN, LISA	82,172	0
MCCOMB, R. SCOTT	88,282	10
MCCONNELL, JIM	123,027	4,167
MCCRACKEN, TAMA-LYNN	87,583	0
MCCRAE, SCOTT ANDREW	105,983	18
MCCREDIE, KRISTEN L.	90,040	0
MCDONALD, CRAIG ALLAN	85,266	24
MCDONALD, ELIZABETH J.	117,234	0
MCDONALD, HUGH C.	90,080	0
MCDONALD, MURRAY	81,319	0
MCDONOUGH, DILJEET KAUR	88,798	0
MCDONOUGH, MAUREEN	92,121	15
MCEWEN, KELLY E.	126,193	66
MCFADDEN, SUSAN ROSAMUNDE	79,780	0
MCFALL, LANCE D.	85,470	0
MCFARLANE, GLENYS M.	86,534	0
MCFARLANE, RENEE M.A.	95,071	0
MCGARRY, VIRGINIA A.	77,244	0
MCGENNIS, IAN W.	136,395	82
MCGILLIVRAY, LAURIE	89,984	0
MCGILLIVRAY, MELODY GRIETJE	82,172	0
MCGRANDLE, MICHELLE	80,129	0
MCGRATH, JOAN	90,917	21
MCINTOSH, GINA SHELIAH	87,011	382
MCINTOSH, JONATHAN BRUCE	91,873	0
MCINTYRE, GLENDA C	80,906	0
MCIVOR, ANGELA LEANN	87,915	300
MCKAY, SARAH FRANCES	84,650	15,064
MCKAY, VICTORIA L.	92,868	151
MCKILLOP, KYLE CAMERON	85,842	16
MCLAUCHLIN, JOSEPHINE A	88,742	0
MCLAUGHLIN, CORY L	135,251	3,509
MCLEAN, JEANETTE M.	90,839	0

BOARD OF EDUCATION OF SCHOOL DISTRICT NO. 36 (SURREY)

UNAUDITED SCHEDULE OF FINANCIAL INFORMATION REMUNERATION AND EXPENSES - EMPLOYEES For The Year Ended June 30, 2019

Schedule 4

NAME	REMUNERATION	EXPENSES
MCLELLAN, COLIN D	89,660	878
MCLENNAN, CAROL P.	85,657	0
MCLEOD, JENNIFER CAROLINE	88,760	0
MCLEOD, MICHELLE R.	80,578	0
MCLEOD, MURRAY R.	79,468	85
MCMAHON, ANGELIKA TABATHA	87,800	0
MCMAHON, MONICA DAWN	77,361	0
MCMARTIN, LEIGH ANNE	87,218	0
MCMARTIN, MICHAEL	90,724	0
MCMASTER, KEN	91,844	309
MCMILLAN, CARRI	84,351	0
MCMILLAN, JEFF	97,624	121
MCMURTRY, JAMES	98,725	300
MCNABB, TRACY L.	89,394	0
MCNABB, TYLER J.	92,546	0
MCNAMEE, ANNE M.	88,658	0
MCNAUGHTON, KATHLEEN M.	88,731	0
MCNEIL, CINDY M.	80,946	499
MCNEILL, CAROL N.	88,807	0
MCNICHOL, PAUL R.	82,110	0
MCQUARRIE, TREVOR	127,637	0
MCRAE, ALEXANDRA NOELLE	79,803	0
MCRAE, CORRENE LISA	90,103	45
MCRAE, GRAHAM S.	88,742	0
MCRAE, KAREN ELIZABETH	88,799	0
MCREAVY, MICHELLE	88,746	0
MCSHANE, ERIN LAUREL	83,424	215
MCSKIMMING, SARAH ANNE	75,103	1,150
MEADOWS, TODD CAMERON	110,520	0
MEDEL, EDWIN S	88,770	0
MEHREGANI, BEHNAZ DANA	79,817	0
MEIER, MICHELLE ELISSE	77,176	0
MELAN, MARIA	110,553	1,656
MELENKA, LISA N.	82,173	752
MELNYK, RON D.	82,110	1,512
MELVILLE, DEBRA NICOLE	90,099	0
MEMMOTT, DENNIS RAY	97,875	499
MENICUCCI, VIC	92,879	0
MESIC, TOM E.M.	81,763	0
METCALFE, SELINA M.	81,606	699
METZ, BRENDAN R.	80,135	0
MEYNERT, LORNA L.	89,011	23
MICHAEL, NEAL DARREN	91,344	2,070
MICHALOPOULOS, ROBERT J.	82,172	0
MICHAUD, KATHLEEN	88,771	0
MIDDAR, PARAMJIT	126,424	8
MIDDLETON, ANNE-MARIE	90,052	0
MIKELSONS, CATRINA SANDRA LEE	84,658	0
MIKI, MELANIE J K	89,103	0
MILES, TARA ALEXANDRA	93,186	0

BOARD OF EDUCATION OF SCHOOL DISTRICT NO. 36 (SURREY)

UNAUDITED SCHEDULE OF FINANCIAL INFORMATION REMUNERATION AND EXPENSES - EMPLOYEES For The Year Ended June 30, 2019

Schedule 4

NAME	REMUNERATION	EXPENSES
MILIC, SUSAN	81,200	0
MILLER, AMANDA JUNE	76,641	309
MILLER, ANNE L.	88,703	0
MILLER, CHANDIMA ASANTHI	76,504	0
MILLER, CHRISTI J.	75,523	0
MILLER, CYNDY	92,422	0
MILLER, DANA MARIE	81,860	22
MILLER, ELANA BRIGITTE	77,524	0
MILLER, SIMON SPENCER	92,938	20
MILLER, TRISH L.	87,447	0
MILLER, UNA-MELODIE	75,699	0
MILLS, CHRIS SHELDON	82,198	0
MILLS, DAVID	82,136	0
MILLS, RUSSELL	92,252	0
MILNE, ANDREW JAMES	94,498	0
MILROSS, JAMES A	89,984	0
MILSTED, TIMOTHY NIAL	83,397	0
MINCHINTON, HEATHER PATRICIA	78,847	0
MINCHINTON, RANDY	82,165	257
MINHAS, BINTY YESJEET	89,126	0
MINHAS, MANJIT	90,040	0
MINSKY, PHYLLIS A.	82,071	0
MINTO-MCEACHERN, AMY RUTH	86,468	0
MIRABUENO, MICHELLE	80,793	0
MISSANA, GINO	90,538	482
MITCHELL, ALAN	108,830	2,510
MITCHELL, ALLISON C.R.	82,162	0
MITCHELL, DAWN	88,293	0
MITCHELL, DEAN PETER	88,300	0
MITCHELL, GUY	88,703	0
MITRO, MIKE T.	85,278	0
MLEZIVA, PETER	92,968	17
MOENNICK, CATHERINE E.	104,017	67
MOFFETT, R'CHIE KELLY	81,085	0
MOHAMMED, CHRIS H.	88,731	0
MOHR, JOHN KIRKWOOD	94,174	0
MOLLOY, LENA	82,137	57
MOLONEY, MICHAEL JAMES	118,523	2,405
MOMI, KULWINDER KAUR	89,998	0
MONEY, KAMA DAWN	89,588	0
MONGA, MANINDER	84,968	0
MONK, ANGELA GRACE	89,433	0
MONROE, GREG TREVOR	90,052	0
MOODY, CARRIE M.	88,738	0
MOON, KYUNG-JIN KAREN	83,745	0
MOORE, APRIL	82,136	0
MOORE, CHERYL DARLENE	86,561	0
MOORE, JAMIE BERNARD	88,770	0
MOORE, JOELLE REGAN	88,359	0
MOORE, JONATHAN S.	88,770	0

BOARD OF EDUCATION OF SCHOOL DISTRICT NO. 36 (SURREY)

UNAUDITED SCHEDULE OF FINANCIAL INFORMATION REMUNERATION AND EXPENSES - EMPLOYEES For The Year Ended June 30, 2019

Schedule 4

NAME	REMUNERATION	EXPENSES
MOORE, NAOMI	75,725	0
MOORE, VELMA	94,161	0
MOORES, SEAN	76,903	236
MOREAU, SHEILA A.	88,703	0
MORENO, SARAH MARIE	77,797	0
MORIN, KAREN R.	82,110	0
MORISHITA, BRANDON T	110,741	54
MORRISON, DAVID S.	90,052	0
MORRISON, GORDON D.	84,216	0
MORRISON, IRENE P.	86,590	0
MORRISON, JOHN	126,193	87
MORTIMORE, LESLIE A.	86,664	35
MOUNTALI, SIMPLICE GANZALT	90,051	0
MOWAT, TRACY LYNN	84,370	4,656
MOXNESS, ROBERT VINCENT	94,972	31
MOY, MICHAEL J.	82,173	0
MRAK, RUTH A.	125,216	24
MUDGE, ANGELA M.	89,898	0
MUELLER, BRENDA	86,494	0
MUIR, CAMILA	91,874	1,120
MUIR, CORINNE BARBARA	82,494	0
MUIR, DENTON G.	118,684	4
MUIRHEAD, FREDERIQUE S.	91,915	0
MUJICIN, JOHN S.	90,052	0
MULJI, WAHEEDA H.	94,191	0
MULLEADY, MARY J.	87,814	0
MULLEN, DEREK F.	90,951	0
MUMFORD, EILEEN	89,984	0
MUNAWEERA, ANITA	90,012	0
MUNRO, TINA	123,530	3,025
MURIN, DEBORAH L.	88,325	440
MURRAY, DAWNE	88,731	41
MURRAY, SUSAN	85,253	1,075
MURTSELL, LAURA M.	88,045	0
MUSHERURE, MICHAEL	115,954	0
MUSICO, SUSAN	81,765	0
MUTI, PARAMJIT K.	89,424	0
MYERS, MANUELA	82,159	0
MYERS, MARCELLA M.	81,783	0
MYLES, GWEN M.	110,655	34
NADEAU, SIMON J	88,770	0
NAGAMATSU, EVA J.	88,703	0
NAGRA, ANANDITA SINGH	88,738	0
NAGRA, SAROOP S.	104,015	0
NAHAL, MANJIT KAUR	123,211	44
NAIDU, KELLY A.	88,744	0
NAIDU, VINCE MUNIRATNAM	81,622	0
NAKASHIMA, DEAN WARREN	80,123	0
NAKASHIMA, SARAH LYNNE	89,907	0
NANDA, BIRINDER KAUR	90,043	0

BOARD OF EDUCATION OF SCHOOL DISTRICT NO. 36 (SURREY)

UNAUDITED SCHEDULE OF FINANCIAL INFORMATION REMUNERATION AND EXPENSES - EMPLOYEES For The Year Ended June 30, 2019

Schedule 4

NAME	REMUNERATION	EXPENSES
NANDANAVANAM, RANGANAYAKI	81,589	0
NANJI, SHAINAZ	88,742	2,950
NARANG, PREETINDER	80,687	2,079
NASIMI, MICHELLE ELISABETH	77,222	859
NASSERJAH, MORSAL	76,099	0
NATOC, LISETTE	96,999	3,596
NATSUHARA, KIRSTEN ELIZABETH	88,834	0
NAUREEN, ATIFA	88,042	0
NAYLOR, CHRISTOPHER	105,888	79
NAZARCHUK, SANDRA L.	79,239	0
NEEDHAM, LEANNE	80,538	0
NEEDHAM, RODNEY E.	87,294	0
NEIDIG, DANA C.	90,052	0
NELSON, CHRIS K.	82,162	0
NELSON, SHAUN	127,637	47
NELSON, TRACY	89,642	30
NEMEC, KATHLEEN G.	93,106	0
NEUFELD, SARA C	89,330	0
NEUMANN, JULIE ANN	88,717	0
NEWBOLD, BRIAN JAMES	110,727	0
NEWCOMBE, LORI L.	82,162	0
NEWMAN, AMY	126,309	85
NEWMAN, SEAN	80,129	0
NEWTON, MATTHEW	90,040	0
NG, CHARLOTTE YUK-YI	96,320	1,068
NG, STEPHANIE KA WAI	88,664	0
NG, SUSANNA M.	88,358	0
NGUYEN, LAM P.N.	87,070	0
NGUYEN, TAN P.	82,032	0
NGUYEN, THINH TRI	88,133	0
NICHOLLS, SARAH MHAIRI	81,134	499
NICKEL, ELEENNA MARIE	82,729	0
NICKEL, NORMA JOY	84,751	0
NIELSEN, E. WENDY	100,075	0
NIELSEN, HEIDI L	90,012	1,906
NIJER, BALRAJ DEEP SINGH	92,210	1,506
NIKKEL, JENNIFER M	88,731	0
NIKKEL, PETER T.	90,052	223
NILSON, DEANNA MICHELLE	86,589	0
NILSON, JONATHAN J.	91,660	0
NIRO, SABRINA G.	126,193	93
NOAKES, MONICA LINDELL	89,938	0
NOCIAR, DEAN M.	82,068	475
NOCIAR, LAURIE	82,069	0
NORDLUND, MARC A.	93,115	0
NORMAN, REBECCA NICOLE	76,521	1,158
NORRIS, BRIAN G	144,675	2,484
NORRIS, STEPHANIE	89,438	0
NORTHROP, ADELE A.	88,742	0
NORTHWAY, CHRISTY A.	181,689	32,008

BOARD OF EDUCATION OF SCHOOL DISTRICT NO. 36 (SURREY)

UNAUDITED SCHEDULE OF FINANCIAL INFORMATION REMUNERATION AND EXPENSES - EMPLOYEES For The Year Ended June 30, 2019

Schedule 4

NAME	REMUNERATION	EXPENSES
NORTON, KELLY A	88,657	0
NOWAKOWSKI, PAUL LECH	86,671	144
NOWOTNY, TAMMIE M	81,369	6
NUIJ, ALYSSA MARIE	86,337	0
NUIJ, PETER JOHN	133,370	7,065
NUNEZ, ELAINE	82,110	0
NUNNS, JENNIFER K.	88,882	0
NUTTALL, THERESA	82,199	0
NYBERG, STEVEN G.	82,173	0
NYGAARD, LORRAINE E.	89,941	55
NYSTROM, KIMBERLEY BERNADETTE	88,742	0
O'BRIEN, COURTNEY NOELLE	82,611	391
O'BRIEN, MARTY JAMES	90,012	0
O'BYRNE, MELISSA ANNE	88,656	0
O'DONNELL, PADRAIC H.	88,329	0
O'DONNELL, TIM J.	88,731	0
O'HEARN, JENNIFER A.	85,787	1,242
O'MALLEY, KELLI	88,703	0
O'NEILL, REBECCA JOANNE	75,838	1,934
O'REILLY, MARY	80,462	0
OAKLAND, TERESA	83,799	0
OAMEN, PAULA LEE	82,198	0
OCCLESHAW, JULIE ANN	119,904	112
OFFICER, MARC ANDREW	85,735	0
OHANA, ANNIE	80,754	0
OHMS, ANDREA ROSE	84,322	0
OJEA, EVE BELLE	78,244	0
OKE, SARA JANE	78,872	0
OKKERSE, ROBERT	86,246	1,045
OKRAINETZ, AMANDA	78,854	0
OLAFSON, CHAD	96,149	339
OLATUNBOSUN, RHODA MODUPE	82,109	0
OLIVER, MELISSA ERIN	89,331	0
OLIVERIO, SERAFINA	82,148	0
OLSEN, DANIEL	91,860	0
OLSEN, KRISTINE	81,329	0
OLSON, ANGELA KELLIE*	108,425	43,031
OLSON, IRENE	90,023	0
ONIONS, LYNN GWYNETH	81,192	0
ONNO, LISA J.	75,452	0
ONOTERA, NAOMI ELIZABETH	86,590	0
ORDEMAN, LISA N.	90,504	0
ORSO, MARK C	90,054	0
ORTH, OLGA	88,731	0
OSBORNE, SIAN	88,214	0
OSKAM, CHRISTIAN OSWALD	110,741	0
OSKAM, STEPHANIE CLARA	76,978	0
OSSEA, SASHA SAEKO	76,879	195
OSWIN, TIMOTHY	86,493	0
OTTEWELL, SUSAN E.	85,120	0

BOARD OF EDUCATION OF SCHOOL DISTRICT NO. 36 (SURREY)

UNAUDITED SCHEDULE OF FINANCIAL INFORMATION REMUNERATION AND EXPENSES - EMPLOYEES For The Year Ended June 30, 2019

Schedule 4

NAME	REMUNERATION	EXPENSES
OUELLETTE, RAYMOND	88,741	0
OUELLETTE, ROBBYN M	89,086	0
OVERGAARD, HOLLIE M.	86,169	0
OVERGAARD, JAMIE	90,418	0
PACLAON, MIMI	84,355	92
PADAM, KAMALJIT KAUR	90,464	0
PADAM, RICKI NARINDER	82,136	0
PAHAL, PARDEEP SINGH	96,728	2,323
PAILLE, GEORGE	88,770	63
PAINCHAUD, NICOLE C.	89,136	20
PAJIC, LORI J.	76,441	246
PALAPUZ, EDWIN T	91,536	0
PALMER, KRISTA JEAN MARY	90,590	0
PALMER, TAMMI J.	89,611	0
PANAGOPOULOS, MISHELLE V.	82,147	0
PANAS, JOANNE TRACY	88,770	0
PANDA, AMARJIT	80,151	0
PANDHER, AMARJIT KAUR	90,833	0
PANDHER, HARMOHANJIT SINGH	80,558	0
PANDHER, SANDIP KAUR	85,624	0
PANDHER, SUSAN K.	82,149	0
PANKRATZ, ERNEST TOMSON	89,575	0
PAPASIAN, YOLANDA	90,023	0
PARE, TRUDY LYNNE	81,580	0
PARADES, LYS M.	126,193	134
PARHAR CHOCHAN, REENA	110,625	0
PARHAR HAER, SARINA	89,003	0
PARHAR, SANDEEP KAUR	84,312	12
PARK, SANDRA	92,938	0
PARKER, RON	82,136	0
PARKER-JERVIS, LAURA ANNE	94,221	46
PARKINSON, JESSICA LAUREN	75,888	0
PARMAR, HARBINDER K.	88,434	328
PARMAR, SUKHVINDER RANI	92,015	0
PARR, CURTIS JASON	82,403	0
PARSONS, RENEE S.	90,026	0
PASSIER, MARIE JEANNETTE	82,032	0
PATAKI, PENNY K	87,407	0
PATAKY, SOIBAN	82,068	551
PATERSON, SHIRLEY ANN	90,023	0
PATRICK, KIMBERLY	90,024	2,386
PATRICK, RITA K.	87,000	0
PATRONG, LISA	88,755	125
PATTAR, GURJIT KAUR	89,608	0
PATTAR, NIMARTA	76,220	58
PATTERSON, TINA CHRISTINE	91,664	0
PATTON, LAUREE ALICE	81,770	0
PAUL, LAURA J.	86,052	0
PAUL, PRISCILLA SUJATHA	79,525	0
PAULGAARD, STEVE	88,741	0

BOARD OF EDUCATION OF SCHOOL DISTRICT NO. 36 (SURREY)

UNAUDITED SCHEDULE OF FINANCIAL INFORMATION REMUNERATION AND EXPENSES - EMPLOYEES For The Year Ended June 30, 2019

Schedule 4

NAME	REMUNERATION	EXPENSES
PAULHUS, JULIE ELIZABETH	87,518	0
PAWAR, KRISTEN ELIZABETH	84,576	6
PAWELCHAK, DANIELLE SYLVIA	79,019	0
PAWELCHAK, JAMES JEFFERY	79,877	0
PAYNE, GREGORY	92,868	0
PAYTON, ALISON JANE	75,544	0
PEACOCK, DOROTA	90,052	1,201
PEAKER, JUNE EDNA	88,771	0
PEARCE, JAMES G.	126,193	0
PEARSON, FIONA	98,164	0
PEARSON, KAREN F	83,405	203
PEDERSEN, CATHERINE L.	88,299	123
PEDERSON, CAROL J.	89,082	702
PEDERSON, KYLE LUKAS	88,798	76
PEELO, ANNA-MARIA	86,311	0
PEKOVA, PAULINA J.	110,625	32
PELECH, MARC	90,771	0
PELOQUIN, JULIE	90,945	0
PENNEFATHER, SUSANNE	82,065	0
PENNER, CORINNE RAE	80,661	867
PENNER, DARRELL N.	82,146	0
PENNER, JERRY B.	88,745	0
PENNEY, VALERIE	80,910	0
PEREIRA NUNEZ, MARIA LOURDES	89,604	0
PEREZ, HEIDI A.	90,066	0
PEREZ-DINGLER, MARY FRITZIE	93,572	2,119
PERK, ECKHARD	75,542	1,263
PERRY, JODIE ALENE	112,018	67
PERRY, KIMBERLY ELLEN	80,842	509
PETERS, ANGELA M	93,115	0
PETERS, KERRY L.	90,078	0
PETERS, RACHEL MARIE	89,907	6
PETERS, TENIOLA TITILAYO	96,299	1,260
PFLANZ, NATALIE	80,946	0
PHAN, JULIE	82,200	0
PHILLIPS, JON E.R.	88,798	0
PHILLIPS, JONATHAN B.	88,759	0
PHILLIPS, KERRI L.	82,199	0
PHILLIPS, SHANNON-LEE BARBARA	90,080	0
PICHLER, MARGRITA LOUISE	88,483	0
PIELAK, KEVIN	89,171	160
PIKIOS, PANAGIOTA POTA	80,156	0
PILCHAK, JENNIFER KRISTINE	111,282	0
PILGRIM, WILLIAM E	82,172	0
PILLAY, SHARMILA	93,714	0
PINKNEY, DARLENE	80,846	0
PINTO, KALI A.	90,012	0
PIPER, GWEN M.	80,060	0
PITACCO, JOE	91,820	0
PLAETNER, MONICA	82,146	0

BOARD OF EDUCATION OF SCHOOL DISTRICT NO. 36 (SURREY)

UNAUDITED SCHEDULE OF FINANCIAL INFORMATION REMUNERATION AND EXPENSES - EMPLOYEES For The Year Ended June 30, 2019

Schedule 4

NAME	REMUNERATION	EXPENSES
PLANK, HEATHER	81,738	0
PLANTE, MARJORIE H.	82,147	0
PLAYER, MARTI	116,920	33
POELZER, PAISLEY ELIZABETH	87,776	0
POETHKE, STEPHAN J.	93,157	0
POIRIER, NADIA LISA	94,247	0
POLANT, KATHLEEN R.	82,124	0
POLOK, TAMMY	87,899	0
POLUBINSKI, PATRICIA ANNA	90,040	0
POMONIS, MARTHA	88,657	0
POOLE, JENNIFER LYNN	90,053	2,925
POON, GARETH CHUANG	80,825	0
POONI, BALJIT K.	89,224	0
POONI, BALWINDER K.	89,625	0
POPE, GERI MICHELLE	88,850	0
POPE, GLEN JAMES	83,369	0
POPOWICH, GRANT	86,274	35
PORCELLATO, CARIN A	81,652	0
PORPACZY, JAMES ROBERT	90,052	481
PORPACZY, LYNNE D.	90,584	0
PORTER, LARRAINE L	81,422	0
PORTER, LISA MICHELLE	93,185	0
PORTER, NANCY I.	88,614	258
PORTER, NICOLE FRANCESCA	90,052	0
POST, NEDRA JON	90,023	954
POSTNIKOFF, NICOLE LOUISE	77,064	0
POSTNIKOFF, VERNA	88,703	0
POTERYKO, GARY T.	88,505	0
POTTIE, LAURA K.	88,798	0
POTTS, ERIN LYNN	110,625	45
POVEY, KIMBERLY SIMONE	82,554	0
POWELL, C. ROSS	95,085	0
POWELL, GORDON R	118,254	5,476
POWELL, NATHANAEL GORDON	90,918	0
POWELL, Y LYNNE	86,948	0
POWER, SHARON ROSE	90,052	12,376
PRADE, AMANDA KAREN	77,852	0
PRASAD, RONALD RAVINDRA	98,340	0
PRENTICE, CATHERINE JOAN	77,846	24
PRICE, KRIS MICHAEL	87,423	200
PRICE, LESLIE G.	80,487	0
PRIZIO, ALBINA	90,999	0
PROCHAZKA, MARTINA	76,391	0
PROKUDA, HEATHER D.	82,162	0
PROULX, KARIN LIANE	80,387	0
PULVERS, JODI	82,036	55
PUNJ, SUNITA	114,970	1,150
PUREWAL, JANICE	82,136	0
PUREWAL, JEETENDER PAL KAUR	93,348	0
PUREWAL, RONI	92,270	0

BOARD OF EDUCATION OF SCHOOL DISTRICT NO. 36 (SURREY)

UNAUDITED SCHEDULE OF FINANCIAL INFORMATION REMUNERATION AND EXPENSES - EMPLOYEES For The Year Ended June 30, 2019

Schedule 4

NAME	REMUNERATION	EXPENSES
PURI, BALJIT KAUR	89,938	12
PURI, RAJ PAL	135,221	203
QUAN, JAMES R.	88,742	0
QUAN, JEFFREY	97,469	264
QUASHIE, CHERYL L.	90,066	0
QUELCH, JENNIFER REBECCA	81,733	0
QUINN, RICHARD A.	90,945	0
QUINTANILLA, HANNAH RAMONA	79,268	0
QUISTBERG, ALEXIS LOUISE	76,225	0
RADCLIFFE, CANDACE A.	83,969	0
RADER, FRANK A.	82,126	0
RADMILOVIC, SONJA	89,963	951
RADONS, LAURA MARGARET	88,937	0
RAI, KIRANDEEP KAUR	91,625	0
RAI, PAUL J	88,731	324
RAI, SATWANT KAUR	81,738	0
RAI, SUCHDEV ROB	141,144	6,701
RAI, SUKHVINDER	128,257	54
RAJALA, PAUL D.	82,146	0
RAJANI-SHANKAR, SHELINEA	82,420	0
RAKKAR, HARDIP	86,274	0
RAM, ANGELA BREIER	88,821	0
RAMA, DALJEET	126,425	108
RAMIREZ, ADRIANA MARIA	94,174	1,373
RAMIREZ, TOSHA KIMBERLY D	88,797	0
RAMSAY, KATHY	90,052	15
RAMSDEN, MARGARET HEATHER	90,726	702
RANDHAWA, PARVEEN	92,930	0
RANDHAWA, RUPINDER KAUR	86,181	0
RANDHAWA, SATVINDER KAUR	80,391	0
RANDT, RITA M	82,111	0
RANU, BALJIT	145,221	174
RANU, RANBIR KAUR	78,357	0
RAPAPORT, ESA	88,118	0
RASHID, SHAHZIA	85,928	0
RASMUSSEN, JENELLE CALANTHE	83,964	0
RATCLIFFE, JEREMY NEAL	76,942	0
RATTAN, KULDEEP K.	85,891	499
RATZLAFF, DOUGLAS G.	118,257	108
RAWJI, ZAHARA ABDULLAH	126,193	120
RAWLICK, DIANA MARY	88,820	0
RAWLINGS, CHRISTA LYNNE	90,081	0
RAWLYNS, JOAN	82,033	0
RAYCROFT, MARIA	82,123	0
READ, DANIEL DALTON	94,083	91
REBSIJ, NICOLAS	88,703	0
REDDING, STEPHEN	126,193	41
REED, ALEX JAMES	78,933	0
REEVE, LYNDA ROSE	167,380	19,966
REHNBY, MARET L.	80,130	0

BOARD OF EDUCATION OF SCHOOL DISTRICT NO. 36 (SURREY)

UNAUDITED SCHEDULE OF FINANCIAL INFORMATION REMUNERATION AND EXPENSES - EMPLOYEES For The Year Ended June 30, 2019

Schedule 4

NAME	REMUNERATION	EXPENSES
REID, ALEXANDER J	82,786	0
REID, CHAD ALLAN	82,159	0
REID, GREG J.	94,206	0
REID, HEATHER L.	82,379	0
REID, LISA M.	88,329	0
REILLY-CLARK, KAREN J.	90,052	0
REIMCHEN, THERESA N.	88,798	0
REIMER, CAROLINE MARGARET	90,012	0
REIMER, CHRISTINE DEANNE	87,760	0
REIMER, PETER ALDEN	88,731	0
REIMER, TRACY	88,759	21
REIMER, WENDY AILEEN	81,344	0
REITER, DENEEN A.	125,820	59
REITHAUG, SHARIE	86,564	0
REMEDIOS, FRANCIS A.	88,241	0
REMEDIOS, HUMBERTA MARIA	86,992	0
REMPEL, FRANCOISE	91,578	4
REMPEL, JONATHAN TODD	95,049	992
RERIE, BRIAN ROBERT	86,399	0
RETTIE, CRAIG ROSS	75,489	313
RETTIG, JUSTIN I.	88,784	0
RETTIG, MICHELLE D.	87,889	0
REYNOLDS, PAM VALERIE	92,110	253
RICHARDSON, LAURIE	94,563	25
RICHARDSON, PAUL DOUGLAS	79,644	0
RICKETTS-LINDSAY, MARILYN NICO	82,199	67
RICOU, LIANE	107,368	569
RIDDOCH, TRACEY	105,480	1,036
RIDINGTON, JUNIPER	88,770	0
RILEY, DAVID ALLEN	76,770	1,073
RINES, WENDY L.	110,797	0
RIVAS, CHRISTOPHE	82,172	0
RIZZARDO, LORRAINE M.	88,359	0
ROBERT, WENDY	90,158	0
ROBERTS, ALITA LENA	87,899	0
ROBERTS, CHRISTOPHER THOMAS	76,895	258
ROBERTS, JULIE M	88,771	0
ROBERTS, NICOLE ANNE	86,190	114
ROBERTS, NOEL	88,703	0
ROBERTSON, STEVEN M.	94,188	44
ROBICHAUD, LORRAINE(DONNA) P.	88,301	0
ROBINS, CHRISTINA MARY	89,390	0
ROBINSON, DAVID ANDREW	80,212	76
ROBINSON, JAMIE MICHELLE	89,153	0
ROBINSON, JENNIFER J.	92,930	796
ROBINSON, KELLY R.	90,066	0
ROBINSON, KRISTA ANNE	91,964	6
ROBINSON, LARA L	83,036	0
ROBINSON, PHILLIP	75,825	0
ROBINSON, REBECCA L.	92,302	0

BOARD OF EDUCATION OF SCHOOL DISTRICT NO. 36 (SURREY)

UNAUDITED SCHEDULE OF FINANCIAL INFORMATION REMUNERATION AND EXPENSES - EMPLOYEES For The Year Ended June 30, 2019

Schedule 4

NAME	REMUNERATION	EXPENSES
ROBSON, ALANA DAWN	85,625	0
RODGERS, ANNIE TONIA	76,063	0
RODGERS, SHANNON R.	90,061	166
RODGERS, SHAUN	99,829	0
RODRIGUES, DANIEL J.	83,365	99
ROESLER, SHELLI	88,282	0
ROGAN, HELEN MARY	85,303	0
ROGERSON, SUSAN M.	75,294	2,838
ROLLINS, ROSEMARY M.	96,655	0
ROMANCHYCH, CARLA A.	88,290	0
ROMAS, BRENT JOSEPH	82,172	0
ROMSWINCKEL, WILLIAM	104,563	0
ROODENRYS, BRIAN C	90,811	0
ROSS, JONATHAN AARON	100,154	4,513
ROSS, MELODY MORGAN	90,777	226
ROSS, SHAUNA	132,182	7,385
ROSS, ULI	86,665	0
ROSSI, CORINNE	89,938	0
ROSSI, JENNIFER STELLA	90,080	0
ROSSITER, MARK EDWARD	75,924	252
ROTH, ANGELA DENNAE	81,688	0
ROVA, LAURA ELIZABETH	86,559	0
ROWLAND, JOHN	79,409	0
RUDAN, JESSICA TERRI	75,428	0
RUNA, CHRISTIE GRACE	84,272	0
RUSKOWSKI, SHANNON L.	88,770	0
RUSSELL, CRISTINA RAE	82,678	0
RUSSELL, DANICA T.	87,432	0
RUSSELL, DARIEN L.	126,193	53
RUSSELL, KARMA	86,936	0
RUSSO, NATALIA N.	88,797	0
RUTHERFORD, CHERYL	126,425	149
RUTLEDGE, HEIDI	82,539	0
RYAN, EILEEN	91,188	0
RYAN, RICHARD K.	164,485	7,387
RYAN, TRACY G.	87,914	0
SAAD, ESTEER	90,820	0
SABARRE, ANTHONY IAN	88,449	17
SABO, ROBERT	80,224	499
SADHRA, KIM	118,257	2,401
SAHAI, NAVJYOT PASRICHA	81,953	0
SAHNI, BALJEET SINGH	75,012	150
SAHOTA, ANITA	87,344	0
SAHOTA, HERMINA KAUR	82,165	0
SAHOTA, KAMALJIT KAUR	81,652	0
SAHOTA, KERIN	88,745	0
SAHOTA, KULDIP S.	90,084	0
SAHOTA, PARMJIT	86,522	0
SAHOTA, PARWINDER K.	126,309	32
SAHOTA, PAVANDEEP	88,767	61

BOARD OF EDUCATION OF SCHOOL DISTRICT NO. 36 (SURREY)

UNAUDITED SCHEDULE OF FINANCIAL INFORMATION REMUNERATION AND EXPENSES - EMPLOYEES For The Year Ended June 30, 2019

Schedule 4

NAME	REMUNERATION	EXPENSES
SAHOTA, RENEE RAVINDER	82,178	0
SAINI, JAYA LAKSHMI	90,344	0
SAINI, MANINDER KAUR	77,108	0
SAITO, TINA E.	110,625	88
SALEHZADAH, ROIN AHMAD	89,819	0
SALHOTRA, ARZOO	88,731	0
SALL, SHARONJIT KAUR	93,144	55
SALZMANN, THOMAS GARY	75,950	0
SAM, LEANNE D.	88,770	0
SAM, THERESA IRENE	81,738	0
SAMBORSKY, DAVID PAUL	77,939	135
SAMPSON, BRENDA	95,609	18
SAMRA, BALVINDER	126,074	96
SAMRA, PERDEEP PAUL SINGH	90,040	0
SAMRA, RAJVINDER K.	86,212	0
SAMSON, ERNEST JOHN	122,959	1,192
SANDHAWALIA, RAWINDER KAUR	75,042	0
SANDHER, HARDIP KAUR	76,935	0
SANDHU, AMANDEEP KAUR	93,144	55
SANDHU, ANTERPREET KAUR	81,189	0
SANDHU, CHRISTINA AMRIT	75,951	170
SANDHU, GEET ANGELA	83,567	0
SANDHU, GURJIT	88,558	0
SANDHU, JASPRIT KAUR	87,803	0
SANDHU, JESSY JASPAL	77,417	0
SANDHU, KANWALJIT KAUR	86,486	0
SANDHU, KIRANDEEP	84,366	0
SANDHU, MARIK SINGH	90,470	569
SANDHU, PAM	93,090	310
SANDHU, PARMINDER KAUR	86,467	0
SANDHU, SATNAM	80,501	0
SANDHU, SONITA	81,215	0
SANDVE, GLEN M.	88,329	280
SANDVOSS, SIBYLLE E	89,769	0
SANGHA, HARMALE SINGH	93,196	266
SANGHA, KULWINDER KAUR	88,772	0
SANGHA, MANVINDER KAUR	86,523	0
SANGHA, RUPINDER K.	90,490	0
SANGHERA, DALJIT KAUR	78,655	72
SANGHERA, NAGINDER	92,527	0
SANGHERA, PAVENJEET KAUR	96,242	0
SANGHERA, RAJNUP	90,040	0
SANGHERA, SURINDER K.	88,798	0
SANTORO, ERIN SUZANNE	88,798	0
SAPIC, MICHEAL	90,022	0
SARKOZI, SANDRA L.	82,706	0
SARMENTO, GLORIA	152,742	13,678
SARMENTO, PAULO	135,551	100
SATO, CLAYTON PAUL	82,032	0
SAUDER, AZITA SARAH	90,079	0

BOARD OF EDUCATION OF SCHOOL DISTRICT NO. 36 (SURREY)

UNAUDITED SCHEDULE OF FINANCIAL INFORMATION REMUNERATION AND EXPENSES - EMPLOYEES For The Year Ended June 30, 2019

Schedule 4

NAME	REMUNERATION	EXPENSES
SAVOIE, LYNN	90,052	7,507
SAWATZKY, DONALD	93,071	0
SAWATZKY, KARI A.	88,119	0
SAWATZKY, PETER	90,052	0
SAWHNEY, NARINDER KAUR	77,141	0
SAYSON, BEATRICE	126,425	221
SCALETТА, PAULO JOSEPH	93,661	0
SCALLION, NICOLE MARIE	81,657	0
SCARLETT, PERRIE	84,228	0
SCHEER, JEANETTE MARIE	88,618	0
SCHELL, RONALD WM.	88,681	50
SCHELLENBERG, BEVERLEY A.	90,947	0
SCHELP, LORILEE JANETTE	82,173	0
SCHEUER, MELANIE EMMANUELLE	94,330	10
SCHIEVE, BRENT K.	92,868	140
SCHMIDT, AMANDA BRIE	81,700	0
SCHMIDT, FERNANDA	88,770	0
SCHMIDT, MICHELLE K.	152,488	12,608
SCHMIDT, REGEN KENNETH	117,220	0
SCHNARE, SARAH J	88,771	0
SCHOFER, JOANNA	86,987	0
SCHOLTENS, GREGORY JEROME	90,040	0
SCHOUTEN, P. JERRY	91,805	0
SCHRADER, VICKI LYNN	92,876	117
SCHRAG, LISE	127,809	523
SCHWAB, KERRY L.	101,960	28
SCOTLAND, MARILYN P	88,703	0
SCOTT, BRANDI L.	89,130	0
SCOTT, KATHLEEN	81,304	0
SCOTT, LINDSEY DIANE	82,032	0
SCOTT, MICHAEL	89,754	0
SEDAROS, DANIEL HAMILTON	84,325	0
SEETON, EMILY G	81,029	0
SEGUIN, MATTHEW	90,080	0
SEID, SHANNON LEIGH	83,035	0
SEKHON, RAJINDER KAUR	88,798	0
SEMREN, STEVE STIPO	96,525	74
SENGARA, GIA	90,052	0
SENGARA, GURINDER KAUR	78,473	0
SENICKI, CARLEY ANNE	90,080	294
SENKLER, GAIL	81,286	0
SEO, JAMIE YOUNGMI	92,189	0
SEREDA, CATHERINE MARGARET	176,834	19,803
SERIZAWA, MARIKO	86,538	0
SETO, LAURETTA J.	87,047	0
SETUN, ALENA	89,861	0
SEWARD, CHERYL KAEI	89,084	0
SEXTON, COLIN	89,032	0
SEXTON, COLIN W.	82,136	1,200
SHAH, JASVINDER-KAUR	103,624	106

BOARD OF EDUCATION OF SCHOOL DISTRICT NO. 36 (SURREY)

UNAUDITED SCHEDULE OF FINANCIAL INFORMATION REMUNERATION AND EXPENSES - EMPLOYEES For The Year Ended June 30, 2019

Schedule 4

NAME	REMUNERATION	EXPENSES
SHAIKH, ALTAF	86,525	0
SHAM, TIN WAI	151,616	356
SHAMS, FARAHNAZ	81,254	0
SHANNON, JUDY	83,398	0
SHARDA, PUNAM	82,166	0
SHARDA, SUPARSHA D	82,167	0
SHARMA, KAVITA	116,920	67
SHARMA, MONIKA	88,770	0
SHARMA, MUNILE KUMAR	94,864	787
SHARMA, SADHNA	89,833	107
SHAW, CORRIE R.	96,736	0
SHAW, DUNCAN H.	87,866	832
SHAW, MARCIA	88,731	2,168
SHAW, TAUNYA	90,066	2,515
SHEAFF, ERIN ELIZABETH	88,619	0
SHEARS, TYLER JAMES	77,024	1,115
SHEFFIELD, ROBERT F.	89,434	0
SHEFFIELD, STEPHEN R.	92,909	26
SHELDEN, JANICE L	88,742	0
SHEN, GORDEN HE	88,759	0
SHEPHERD, CHRISTINE	126,193	20
SHERART, GREGORY L	78,249	7,093
SHERGILL, BHUPINDER KAUR	122,808	18
SHERIDAN, COLLEEN REBECCA	92,860	0
SHERIDAN, CRAIG R.	88,731	0
SHERLEY, CATHERINE ANNE	82,110	0
SHEWCHUK, CHERYL	88,742	0
SHIELS, DANA LEE	80,247	0
SHIER, KATHY	118,489	27
SHIRLEY, LEO GEORGE	82,123	0
SHIU, DANIEL	94,191	0
SHONKI, JASWINDER KAUR	88,871	0
SHOOK, ANDREW D.	127,637	15
SHORTRIDGE, LEANNE MARIE	82,198	0
SHUM, ALVIN CHI LUN	80,052	769
SIDHU, AMANPREET KAUR	89,820	0
SIDHU, CHERYL	85,226	0
SIDHU, GURINDER RABIN	88,770	0
SIDHU, HARINDER	77,081	0
SIDHU, JASBIR	78,511	0
SIDHU, SANDY JASMINE	88,349	0
SIDHU, SHARON KAUR	78,327	0
SIDHU, SUKHJINDER SUKHI	82,174	0
SIEBERT, DWIGHT	88,731	0
SIEMENS, RON	90,914	0
SIGOUIN, LYNEA CHERYL ANN	77,410	0
SIHOTA, NAVJOT SINGH	82,068	0
SILVERSIDES, JANE O.	82,596	23
SIMMERS, JAMES ALEXANDER	90,080	0
SIMMONS, SHELLEY KATHERINE	81,601	0

BOARD OF EDUCATION OF SCHOOL DISTRICT NO. 36 (SURREY)

UNAUDITED SCHEDULE OF FINANCIAL INFORMATION REMUNERATION AND EXPENSES - EMPLOYEES For The Year Ended June 30, 2019

Schedule 4

NAME	REMUNERATION	EXPENSES
SIMMS, STEVEN WAYNE	100,926	0
SIMON, ALAN L.	117,932	0
SIMPSON, TRISTAN KEITH	76,306	0
SINCLAIR, KIM	91,751	51
SINGER, LISA M	89,926	0
SINGH, JASVINDER K.	91,139	0
SINGH, KAMNEEV Kaur	80,071	0
SINGH, MONICA	81,250	0
SINGH, RAJWINDER K.	88,770	0
SINGHERA, GURSHARAN S.	124,165	0
SINGHERA, RAJNI	86,942	0
SIRIANNI, CAROL ELLEN	92,216	2,637
SITCH, BRITTNEY MARIE-BETH	85,149	10
SKALINSKI, SHAWN R.	81,736	0
SKEETE, ELIZABETH ANNE	90,757	0
SKINNER, ANDREA NICOLE	91,151	0
SKJAVELAND, DEANN A	82,159	0
SKJONHALS, NANCY L.	93,007	0
SKOBLA, ROBERT	87,841	0
SLADE, GLENN	89,089	0
SLADE-KERR, GAVIN A.	92,187	499
SLADEK, CINDY MARY-HELEN	80,629	0
SLOBACK, GAIL	86,497	0
SMAILL, SOPHIA	88,799	0
SMALLEY, ROBIN	135,221	2,929
SMITAS, KELLY ANN	75,856	0
SMITH, ANDREA DIANE	89,184	0
SMITH, ANNE	126,193	58
SMITH, BARBARA JOAN	89,921	718
SMITH, CHRISTINA MICHELLE	92,215	0
SMITH, DAVID LOWELL	81,731	0
SMITH, GARY RUSSELL	83,297	1,150
SMITH, IVANA JANA	88,618	0
SMITH, JANICE K.	122,794	4,143
SMITH, KEN	97,798	936
SMITH, KIRSTEN LEE	88,784	0
SMITH, LAUREL LISA	98,435	25
SMITH, MARGUERITE	88,771	0
SMITH, MARIANNE E.	86,980	33
SMITH, REBECCA ANNE	88,661	0
SMITH, REG	98,374	0
SMITH, SCOTT DAVIS	90,166	4,543
SMITH, SHARON PATRICIA	78,828	0
SMITH, SHONAGH	90,684	0
SMITHERMAN, L. RENEE	77,082	0
SMITHSON, DOROTHY L	82,173	0
SNEAD, JODI P.	90,054	2,196
SNOW, WILLIAM	81,976	165
SNYDER, REGAN C.	88,753	0
SO, ERIC NICK	81,727	0

BOARD OF EDUCATION OF SCHOOL DISTRICT NO. 36 (SURREY)

UNAUDITED SCHEDULE OF FINANCIAL INFORMATION REMUNERATION AND EXPENSES - EMPLOYEES For The Year Ended June 30, 2019

Schedule 4

NAME	REMUNERATION	EXPENSES
SODHI, RAVINDER KAUR	87,840	0
SODHI, SANDIP K.	94,131	30
SOKOLOSKI, STUART A.	90,012	0
SOL, JACOB	145,794	7,097
SOLARI, SERGIO	82,118	0
SOMAL, HARKIRAN KAUR	88,759	0
SOMERS, FRED WILLIAM	85,196	108
SOMERTON, JANINE	81,799	0
SORGE, COURTENAY JILL	87,909	30
SORKHOU, HAMID	90,861	427
SOUDER, TERESA J.	126,261	0
SOUSA, CAROLYN UNA	91,420	2,825
SOUTHWELL, JASON LAWRENCE	92,147	0
SOWERBY, JOHN	88,770	338
SPAIN, JENNIFER N.	85,056	9
SPEAK, MICHAEL ROBERT	78,810	0
SPECOGNA, NATALIE ELIZABETH	86,965	0
SPEECHLEY, KEELY	90,080	0
SPEED, ROBIN E.F.	89,898	0
SPELLER, NETONIA	88,743	0
SPENCER, GENIENE I.	82,243	0
SPENCER, KABELA	98,078	112
SPENCER, NOTA L.	95,046	1,775
SPENCER, SHANNON NANCY K.	89,023	4,749
SPERLING, RYAN JOSEF	113,833	0
SPOOR, WENDI M.	88,708	0
SPRIGGS, BARRY	100,318	4,842
SPROULE, KAIJA LEONA	88,802	0
SPRUYT, WILLEM CHRISTIAN	90,024	0
SRAN, KARMIJIT	89,610	0
ST. CYR, JACQUELINE LIANNE	83,073	0
ST. JAMES, LISA MARIE	75,751	0
ST. JEAN, VANESSA LYNDIA	75,631	395
STALKER, MARGARET K	82,032	2,219
STANCZYK, HALINA	85,250	0
STANGER, CHRISTOPHER	133,370	5,155
STANGER, KERI	110,625	0
STARK, SHELLEY L	108,605	269
STARKEY, ANDREW Q	88,788	0
STARR, SHERRY LEE	88,357	0
STATNYK, KELLY	86,958	0
STEA, MICHELE	89,998	0
STEEVES, TRACEY	82,173	0
STEMLER, OWEN L.	90,080	0
STEPHENSON, JULIE	100,037	1,287
STEPHENSON, RICH	88,770	0
STEVENS, CHRISTY ELIZABETH	88,760	0
STEVENS, KIMBERLY LYNN	80,682	0
STEVENSON, GREGORY H.	101,229	0
STEVENSON, MICHELLE L.	90,613	0

BOARD OF EDUCATION OF SCHOOL DISTRICT NO. 36 (SURREY)

UNAUDITED SCHEDULE OF FINANCIAL INFORMATION REMUNERATION AND EXPENSES - EMPLOYEES For The Year Ended June 30, 2019

Schedule 4

NAME	REMUNERATION	EXPENSES
STEWART, GRAEME RODNEY	88,661	0
STEWART, KENJI	87,915	0
STIANSEN, SHELLEY	77,540	0
STICKLEY, MICHAEL R	134,894	78
STIPP, STEFAN R	112,008	118
STOCK, JOAN	91,102	0
STOCKDALE, KEVIN WALTER	82,163	556
STOCKLI, TAMELA LEAH	80,666	52
STOKLOSSA, KRISTA RAJIT	82,198	0
STOLZ, CHRIS H.	77,412	0
STORSLEY, GARRY W.	90,458	464
STORSLEY, RODNEY D.	88,726	0
STOVERN MOLOCI, PATRICIA E.	81,746	0
STRACHAN, DOUGLAS FRANK W.	108,425	3,780
STRAIN, KEN T.	94,179	747
STRAUSS, DEREK	118,257	2,917
STREIBEL, KAYLIE JEAN	91,991	250
STRILIVE, CORINA LYNNE	88,844	0
STROH, SHAWN ROBERT	82,903	0
STRUICK, JOHN FREDERICK	83,399	0
STUART, ANGUS	89,984	2,875
STUART, LINDA	90,066	0
STUBBINGS, RYAN R.	81,567	0
STUBBINGS, TAMMY J.	126,193	46
STUMPF, TINO M.	89,566	0
STURE, JULIE ANNA	82,976	0
STURN, DANA	102,742	0
STURN, KIMBERLY	90,945	0
STUSIAK, BRIANNA MARIE	98,998	0
SUBJECT, STEPHANIE ELIZABETH	86,860	9
SUCCAMORE, SANDRA Y.	88,771	0
SUCHYNSKY, DONALD M.	88,742	0
SUJAN, MANJIT S	89,184	0
SULL, KULWANT K.	81,353	0
SULL, RABINDER	126,869	0
SULLIVAN, SHEILA	86,591	18
SUMMERFIELD, KATHLEEN J.	94,149	985
SUNDSET, KRISTEN MEREDITH	81,796	0
SUSHESKI, KIMBERLEY MICHELLE	80,128	0
SUTRIN, ANA MARIA	82,167	0
SUTTER, BRENT	88,653	0
SUTTON, CRAIG LYLE	88,770	3,038
SVAB, MARY-LOU J.	87,401	0
SVEINSON, JEANETTE ELAINE	78,362	105
SVEINSON, KRISTY A.M.	88,798	0
SVELANDER, SCOTT	88,770	0
SWADDLING, JEFF	92,868	0
SWADDLING, STEVE	88,837	0
SWAN, CONNIE LYNN	89,197	3,712
SWANSBURG, ABBY ELISE	110,741	79

BOARD OF EDUCATION OF SCHOOL DISTRICT NO. 36 (SURREY)

UNAUDITED SCHEDULE OF FINANCIAL INFORMATION REMUNERATION AND EXPENSES - EMPLOYEES For The Year Ended June 30, 2019

Schedule 4

NAME	REMUNERATION	EXPENSES
SWEENEY, MICHAEL PATRICK	117,036	46
SWISTAK, NORMAN	92,662	0
SWITCH, CHRISTIE ELIZABETH	80,959	0
SYBERG-OLSEN, JENNIFER LYNN	82,310	0
SYKES, RANDIE SAMANTHA	89,957	0
SYMS, CHRISTINE A	82,136	0
SYROID-BLOCK, JANE TAMMY	89,571	0
TAANK, RAJESHREE	88,770	0
TADDEI, ROBERT JOHN	99,854	0
TAGMANN, CRYSTAL ANN	82,200	218
TAIT, BRAD R.	118,257	102
TAIT, BRIAN	133,256	4,902
TAKHAR, KAMALJIT K.	82,136	0
TAMBOLINE, ROBERT A.	101,585	0
TARNOWSKI, JENNIFER D.	126,849	20
TATOMIR, DEBRA	81,274	0
TAVARES, WENDY A.	89,317	0
TAYLOR, CHRIS J.	88,798	0
TAYLOR, CHRIS S.	87,888	0
TAYLOR, MONIKA LYNNE	88,798	0
TAYLOR, PATRICK WILSON	105,997	14
TAYLOR, PAUL	126,309	107
TAYLOR, R. PATRICK	82,136	1,313
TEMPLE, GRANT B	90,029	0
TESSAROLO, LAURESSA A.	93,120	0
TESSIER, ALYSHA BARBARA	118,302	35
TESSIER, CRAIG A.	94,164	922
TEVELY, ALAN B.	90,023	0
THALAGALA, YAMUNA N	88,731	0
THEDERAHN, MICHAEL C.	90,024	0
THIBAULT, ANGELE S.	90,838	0
THIESSEN, ROBYN	86,561	0
THOM, STEPHANIE	88,731	0
THOMAS, RENEE A.	102,854	0
THOMPSON, PAUL F.N.	105,983	51
THOMPSON, SHAUN	91,279	2,292
THOMSON, CHRISTINE KAY	82,986	0
THORNTON, HEIDI ANN	88,759	0
THORNTON, JENNIFER LYNN	88,770	0
THORNTON, KURT T.	90,051	0
THORNTON, SHERI L.I.	88,770	0
THORNTON, TIMOTHY G.R.	89,443	0
TIFENBACH, TRACY	91,849	0
TILTON, ANGIE DEVON	87,272	10
TINANT, KERRY ANN	90,786	13
TINGSTAD, KATERINA	88,554	0
TINNEY, JORDAN	286,754	70,243
TITO, SHANNON	90,024	0
TO, DANIEL M.L.	157,026	10,625
TODD, ANDREA CHELAN	90,039	0

BOARD OF EDUCATION OF SCHOOL DISTRICT NO. 36 (SURREY)

UNAUDITED SCHEDULE OF FINANCIAL INFORMATION REMUNERATION AND EXPENSES - EMPLOYEES For The Year Ended June 30, 2019

Schedule 4

NAME	REMUNERATION	EXPENSES
TOKAR, EUGENE G.	82,123	0
TOME, LISA MARIANNE	89,344	30
TOMNUK, DARCIE N.	88,607	146
TONG, BEN	99,391	21
TONG, JOSEPH PAUL	77,996	0
TONIOLO, LINDA CECILE	76,597	0
TOOR, BEANT KAUR	81,711	0
TOOR, HARPREET KAUR	96,675	0
TOOR, KULWANT S.	86,522	0
TOOR, RAMANDEEP	88,899	0
TORRIE, NICOLE	90,023	218
TOTH, LEANNE MARGARET	82,198	0
TOVAROVA, KRISTINA	82,160	0
TRACEY, MEGHAN LEIGH	80,065	0
TRAINOR, PATRICE	95,933	1,054
TRAN, LIEN	89,991	0
TRASK, SHERYL F.	88,682	232
TREBESH, MYKOLA N	90,024	176
TREVELYAN, CHRISTOPHER JAMES	80,925	0
TREVELYAN, LEA MAE	89,812	0
TRINH, THU HOA WENDY	82,732	0
TRUANT, CAITLIN ELISE	76,186	0
TRUJILLO, ANA-SOFIA	92,376	219
TRUONG, DIEM T.	92,150	16
TSANG, DANNY	95,767	0
TSE, GARY RAYMOND	75,796	8
TUEY, HARRIET M	82,036	674
TURCOTTE, TYRONE	82,159	0
TURNER, CLAIRE LOUISE	122,456	348
TURNER, DAN	152,499	8,324
TURNER, JOHN DALTON	84,853	6
TURNER, SHERYL D.	88,756	26
TURNQUIST, JOHN WM	88,661	0
UCHIDA-HICKS, ADELAINE HIJIRI	88,703	0
UHRICH, MIRANDA JEWEL	83,324	0
UNO, KYLE	108,425	2,748
UNRUH, DAWN JODIE	80,433	0
UNRUH, JEFFREY	88,770	0
UPPAL, JAGPAL SINGH	92,148	0
UPPAL, JASWINDER	90,226	0
UPPAL, KULJIT	82,172	0
UPPAL, SUNDEEP SINGH	93,185	164
UPPAL, TRICIA LEANNE	81,370	0
URSU, ELENA	90,023	0
UTSUNOMIYA, JESSICA RAE	85,196	0
VAIRO, CARMELINA A	90,052	0
VALENTE, BRENT D	82,172	452
VALERA, VIMLESH I.	122,910	4,760
VALI, PORYA	87,080	0
VALLI, ALBERTO	82,136	0

BOARD OF EDUCATION OF SCHOOL DISTRICT NO. 36 (SURREY)

UNAUDITED SCHEDULE OF FINANCIAL INFORMATION REMUNERATION AND EXPENSES - EMPLOYEES For The Year Ended June 30, 2019

Schedule 4

NAME	REMUNERATION	EXPENSES
VAN ALSTINE, DAN SCOTT	87,902	0
VAN BEEK, MARIE A.	88,323	0
VAN DER GRAAF-BODNER, WENDY	90,012	0
VAN DOP, JANELLE CRYSTAL	87,804	0
VAN DYK, ANN	90,785	114
VAN DYK, KELLY MAE	88,224	4,343
VAN GARDEREN, AMANDA E.	90,052	0
VAN HALST, WALTER	90,349	0
VAN HULSENTOP, BRENT BART	88,349	0
VAN IEPEREN, CHRISTY-LYNN	82,377	0
VAN KOLL, CATHARINE GERTRUDUS	86,995	0
VAN NIEKERK, KATHLEEN	87,325	0
VAN NIEKERK, LORI KATHERINE	82,199	0
VAN OS, DAVID	90,602	0
VAN RYSWYK, DIANE Y.	88,256	0
VAN SANT, JOEL BRANDYN	98,500	93
VAN SANTEN, CHANTAL N.	82,172	0
VAN SPAENDONK, DIRK J	99,117	3,626
VAN VUGT, GREG	90,380	127
VAN WEERDEN, ANITA	88,731	0
VAN WERMESKERKEN, ALISON L.	89,898	0
VANDENBERG, MICHAEL H.	88,770	0
VANDENBERG, NADINE M	104,075	0
VANDERARK, DARRYL JOHN	88,349	293
VANDERHOEK, SYLVIA ANNE	81,657	0
VANDEVYVERE, COLIN ANSON	84,315	0
VANDOP, KEVIN H.	85,127	0
VANIK, MARCI C.	89,596	0
VANSTONE, JORDAN CAMERON	118,244	0
VANTEUNENBROEK, MONIQUE E.	88,301	0
VARGA, ERIN MARIA	82,199	0
VARGHESE, ANNIE M.	118,257	755
VARPAUL, KAWAL	75,940	0
VASQUEZ, CESAR R.	114,992	0
VASS, SARAH MICHELLE	88,799	0
VAUGHAN, ELAINE MARIE	87,915	138
VAUGHAN, JEFFREY PETER	90,080	66
VENDRAMIN, ANTONIO	134,759	9,448
VERKAIK, ANDREW DAVID	82,175	0
VERMA, ANU	88,169	0
VERMA, MEREDITH	76,445	6,938
VERMEULEN, YVONNE AUDREY	75,447	0
VERNON, HEATHER A.	89,359	0
VERVAET, JONATHAN ALLEN	122,782	50
VETO, PAULINE J.	89,791	0
VICK, AARON	89,845	0
VILIO, MARIE K	88,661	0
VILIO, MARK R.	88,770	0
VILIO, MICHAEL S.	90,052	0
VILLENEUVE, LAURA J.	88,799	0

BOARD OF EDUCATION OF SCHOOL DISTRICT NO. 36 (SURREY)

UNAUDITED SCHEDULE OF FINANCIAL INFORMATION REMUNERATION AND EXPENSES - EMPLOYEES For The Year Ended June 30, 2019

Schedule 4

NAME	REMUNERATION	EXPENSES
VILLENEUVE, LEANNE	88,725	13
VINCENT, LAURIE	89,264	0
VINCENT, LEAH	88,357	0
VINCIGUERRA, ROBYN L.	88,356	0
VIRK, BHEPINDER K.	86,455	0
VIRK, LUCKY	97,220	25
VIVANCO, TRACY ANN	88,356	0
VIZVARY, JOSEPH	90,002	0
VOGSTAD, KELLI A.	123,375	0
VOLK, ALLISON COLLEEN	98,464	0
VOLPE, ESTER	91,874	0
VRABEC, ALEXANDRA V.	90,080	0
VUILLEUMIER, SEAN CHARLES	82,198	0
VUKAJ, SUZANA	101,993	0
WAGSTAFF, MARIE	86,540	0
WAKELIN, CHRISTOPHER ALAN	86,512	0
WALIA, NARINDER K.	108,685	51
WALISZEWSKA, MIROSLAWA A.	82,116	0
WALKER, ANDREA ELIZABETH	89,190	0
WALKER, CYNTHIA L.	88,705	0
WALKER, DIANA	96,171	0
WALSH, CARLA KRISTEN	140,376	2,837
WALSH, NATHALIE	82,698	0
WALSHE, ROBERT MICHAEL	91,903	0
WALTON, CHRISTOPHER P.	88,770	0
WANG, SANYEE S	90,040	0
WARD, JAMES COLLIER	88,798	0
WARDLE, ALEXIS ANN	79,842	30
WARDLE, CRAIG RICHARD	93,141	66
WARDLOW, HILARY LORRAINE	88,705	215
WARKENTIN, CATHY	88,703	0
WARKENTIN, DENICE JAYNE	86,966	0
WARNER, SHERRI D.	80,941	0
WAROWAY, JAIME LEIGH	88,800	0
WARREN, ANNA M.	90,052	116
WARREN, DANIELLE JOY*	84,993	40,914
WASMUTH, PHIL A	99,940	0
WASON, SHELLEY R	88,549	0
WATKINS, MIKE DAVID	90,081	0
WATSON, MICHELLE	90,057	0
WATSON, WENDY	88,618	0
WATT, LORRIE M.	82,288	0
WATTS, KRISTIE LEE	75,713	0
WEBBER, JAMES RAYMOND	88,742	392
WEBER, REBECCA	89,153	300
WEBSTER, VICKI L.	88,703	0
WEIGEL, CHRISTIE S.	89,939	2,578
WEISS, JOSHUA B.	91,633	92
WEITZEL, CYNTHIA GRACE	88,742	0
WELCH, ALFRED J.	84,334	0

BOARD OF EDUCATION OF SCHOOL DISTRICT NO. 36 (SURREY)

UNAUDITED SCHEDULE OF FINANCIAL INFORMATION REMUNERATION AND EXPENSES - EMPLOYEES For The Year Ended June 30, 2019

Schedule 4

NAME	REMUNERATION	EXPENSES
WELDON, CYNTHIA	118,257	82
WELLS, STEPHANIE E.	85,926	0
WENSINK, DARREN J.	88,329	0
WEST, CRAIG RUSSELL	77,025	1,143
WEST, LEEAN C.	75,196	0
WEST, MARK ANTHONY	78,111	519
WESTPHAL, MATTHEW JOSEPH	84,270	0
WETTIG, KAREN	79,930	0
WHEELER, MARTIN THOMAS	88,798	0
WHILE, DONNA J	95,111	0
WHINTORS, NEVA	89,898	57
WHITE, JANA CAROL	90,685	59
WHITE, MATTHEW ALLAN	81,368	0
WHITE, PATRICE A.	77,392	118
WHITE, SEAN M.	88,770	0
WHITESIDE, JANET	88,717	0
WHITHAM, ROBERT	118,944	4,050
WHYTE, SUSAN J	126,309	0
WICK, KELLY	91,872	0
WIEBE, BRENDA	81,715	0
WIEBE, HAROLD V.	82,147	0
WIEBE, TIMOTHY JOEL	86,285	0
WIEGERT, JENNIFER	77,332	2,164
WIEST, ANDREA JANICE	78,969	70
WILANDER, ALLISON RAE	78,157	0
WILCOX, BARRY F	89,942	0
WILCOX, CHRISTINE TRACY	94,556	110
WILCOX, MELISA NICOLE	76,090	0
WILES, NICOLE A	81,646	0
WILKE, LINDA	82,199	0
WILKERSON, KRISTEN	79,867	153
WILKIE, DONA	88,129	73
WILKINS, DEBORAH E	89,694	1,747
WILKINSON, JASON ANTHONY	91,995	624
WILLEMS, ELISABETH	82,356	0
WILLIAMS, DIANA R	89,435	0
WILLIAMS, JEFF	91,406	0
WILLIAMS, SHELLEY	84,292	3,546
WILLIAMSON, LEZAH L.	85,749	117
WILLING, SANDRA LOUISE	88,481	0
WILLIS, DAVID V	75,513	0
WILSON JOCK, JENNIFER L.	126,193	0
WILSON, BARBARA M.	92,705	49
WILSON, DANIEL EARL	82,146	0
WILSON, HARMONY S.	90,080	0
WILSON, LEAH M.	87,158	0
WILSON, R. ARNIE	88,770	0
WINKLER, DENNY ANTHONY	82,199	1,017
WINSTONE, DOROTHY SZE MAN	88,826	541
WINSTONE, SCOTT WESLEY	88,798	0

BOARD OF EDUCATION OF SCHOOL DISTRICT NO. 36 (SURREY)

UNAUDITED SCHEDULE OF FINANCIAL INFORMATION REMUNERATION AND EXPENSES - EMPLOYEES For The Year Ended June 30, 2019

Schedule 4

NAME	REMUNERATION	EXPENSES
WINTERS, CINTHA	78,111	5,688
WITTAL, GRANT BRUCE	84,346	0
WOHLGEMUTH, STUART MALCOLM	75,815	0
WOLFE, MICHAEL ARTHUR	90,040	0
WOLOSHEN, SONYA	91,134	0
WONG, DAVID	88,745	0
WONG, DONNA M	89,938	0
WONG, ELAINE H.	86,591	293
WONG, GORDON	82,123	0
WONG, JUDY	88,703	0
WONG, MADELINE	92,997	0
WONG, MANDY KATHERINE	81,366	0
WONG, NICOLE S.	87,916	0
WONG, PAULINE	82,032	0
WONG, PHILIP	90,688	0
WOO, MAY C.	88,759	0
WOO-SIMARD, ELIZABETH	89,984	0
WOOD, ELIZABETH MARY	94,149	0
WOOD, HEIDI	90,051	3,440
WOOD, JODI L.	88,745	0
WOOD, MICHAEL ROY	82,838	0
WOODBURN, SHARON ISABEL	168,929	6,271
WOODS, LINDA	86,932	0
WORBOYS, KATHARINE MARIE	76,871	0
WORSLEY, GREG	88,731	368
WREN, KELLY KATHLEEN	78,782	0
WRIGHT, TRACY L.	80,503	0
WROTONIAK, CRAIG NELSON	94,234	0
WU, BEHIRA BEE	84,259	288
WU, Y.K.	90,062	0
WYATT, DEBORAH A.	86,517	0
WYLIE, JENNIFER PATRICIA	89,898	93
WYLLYCHUK, GRANT DONALD	76,874	0
WYNNE, JOHN E.	82,147	0
WYNNE, KAREN	88,703	0
YAHN, CYNTHIA MAUREEN	75,610	0
YAHN, SUZANNE TRACEY	89,155	177
YAKUBOWSKI, DONNA JEAN	89,984	0
YAMZON, CARMELA SARMIENTO	88,618	0
YANIV, EHUD	88,549	0
YANIV, REBECCA	83,201	0
YEE, SUSANA	88,770	0
YEN, SANDRA	82,032	0
YEUNG, ANDREW HO YIN	84,250	0
YEWCHUK, SCOTT	88,223	1,431
YIN, JOY YEN-CHIN	88,618	0
YIP, KA LAI KELLY	89,849	300
YIP, SUSAN DIAHANN	105,983	82
YOKOTA, DEANNA LURI	83,632	0
YOO, DENNIS SANG WON	98,562	0

BOARD OF EDUCATION OF SCHOOL DISTRICT NO. 36 (SURREY)

UNAUDITED SCHEDULE OF FINANCIAL INFORMATION REMUNERATION AND EXPENSES - EMPLOYEES For The Year Ended June 30, 2019

Schedule 4

NAME	REMUNERATION	EXPENSES
YOO, MEHLIN E.	88,872	21
YOO, SONIA JUNGMIN	86,659	0
YOO, TAIUS	89,804	1,744
YOSHIDA, A. JEAN	88,771	0
YOUNG, HEATHER MARIA MARK	76,871	0
YOUNG, JOHANNA MARIE	76,736	0
YOUNG, MICHELLE ELIZABETH	93,289	1,207
YOUNG, SALLY M	91,863	0
YOUNGER, WENDY L.	82,123	0
YUNG, DARREN	91,746	0
YUNUSH, SHUAIB	84,976	0
ZABOYSKY, STACY ANN	85,325	0
ZADEIKS, ANDREW J	123,070	105
ZALAMEDA, ORLANDO R.	80,947	0
ZAMMA, ARLEY BELLE	88,486	0
ZANATTA, SILVIA	88,771	0
ZANATTA, TODD E	80,914	0
ZEELLENBERG, SYLVIA J.	88,731	0
ZENTNER, SARA A.	88,703	0
ZIOLKOWSKA, AGATA	90,080	0
ZUKEWICH, TASHA KAY	92,916	0
ZVI, GALLIT	112,007	27
TOTAL FOR EMPLOYEES WHOSE REMUNERATION EXCEEDS \$75,000.00	251,670,014	1,163,922
TOTAL FOR EMPLOYEES WHOSE REMUNERATION IS \$75,000.00 OR LESS	297,217,748	708,498
TOTAL REMUNERATION TO ELECTED OFFICIALS	263,239	36,389
TOTAL REMUNERATION AND EXPENSES	549,151,001	1,908,809

Note: * Includes travel expenses for International Student Recruitment.

BOARD OF EDUCATION OF SCHOOL DISTRICT NO. 36 (SURREY)

UNAUDITED SCHEDULE OF FINANCIAL INFORMATION REMUNERATION AND EXPENSES - ADDITIONAL INFORMATION

Schedule 5

For The Year Ended June 30, 2019

EMPLOYER PORTION OF E.I. AND C.P.P.

The employer portion of Employment Insurance and Canada
Pension Plan paid to the Receiver General of Canada is:

28,986,309

Prepared under the *Financial Information Regulation*, Schedule 1, subsection 6 (6).

BOARD OF EDUCATION OF SCHOOL DISTRICT NO. 36 (SURREY)

UNAUDITED SCHEDULE OF FINANCIAL INFORMATION SEVERANCE AGREEMENTS For The Year Ended June 30, 2019

Schedule 6

There were three severance agreements under which payment commenced between the Board of Education of School District No. 36 (Surrey) and its non-unionized employees during the fiscal year ended June 30, 2019

agreement # 1- September 28, 2018, 3 months' of salary continuance
agreement # 2- November 24, 2018, 7 months' of salary continuance
agreement #3- January 25, 2019, 18 months' of salary continuance

Prepared under the *Financial Information Regulation* , Schedule 1, subsection 6 (7).

BOARD OF EDUCATION OF SCHOOL DISTRICT NO. 36 (SURREY)

UNAUDITED SCHEDULE OF FINANCIAL INFORMATION PAYMENTS FOR GOODS AND SERVICES For The Year Ended June 30, 2019

Schedule 7

<u>SUPPLIER NAME</u>	<u>PAYMENTS</u>
	\$
3 CROWS PRODUCTIONS	43,650
3S FINANCIAL CORP.	68,582
4IMPRINT INC.	31,227
4TH UTILITY INCORPORATED	83,378
521474 BC LTD	150,507
A. CRAIG & SON LTD.	570,360
A.B.A. INDUSTRIES LTD	55,061
A.R. MOWER & SUPPLY LTD.	42,703
ABC MAINTENANCE LTD	70,028
ABELL PEST CONTROL INC	124,768
ABILITY HEALTHCARE GROUP	25,035
ACE EXCAVATING LTD.	390,551
ACL GROUP ENTERPRISES LTD	67,655
ACRODEX INC.	114,907
ACTIVE TURF IRRIGATION LTD.	98,889
ADT SECURITY SERVICES CANADA INC.	146,862
ALLIED UNIVERSAL SECURITY SERVICES OF CANADA	72,226
AMAZON.CA	295,768
AMERESCO ASSET SUSTAINABILITY GROUP INC.	30,135
ANDREW SHERET LTD	40,004
AP EXAMS	70,100
APLIN & MARTIN CONSULTANTS	53,045
APOLLO INDUSTRIES LTD	39,144
APOLLO SHEET METAL LTD.	26,505
APPAZUR SOLUTIONS INC.	82,808
APPLE CANADA INC.	4,578,406
ARPAC STORAGE SYSTEMS CORPORAT	36,052
ARTSTARTS IN SCHOOLS	176,059
ASM ASBESTOS SURVEYS & MANAGEMENT LTD.	25,451
ATEC INSTALLATIONS LTD.	32,093
AUDIO CINE FILMS INC.	33,885
AUTOMOTIVE TRADES EQUIPMENT SERVICES LTD.	33,217
AVENUE MACHINERY CORP.	151,224
AVI-SPL CANADA LTD	207,261
B & B BEARING & ELECTRIC MOTOR LTD.	39,926
BANK OF MONTREAL - NESBITT BURNS	102,209
BARAGAR ENTERPRISES LTD.	47,749
BARRY HAMEL EQUIPMENT LTD	50,965
BC - EMPLOYER HEALTH TAX	2,605,498
BC COMMUNICATIONS INC.	66,823
BC HARDWOOD FLOORS CO. LTD.	147,189
BC HOUSING	29,241
BC HYDRO	5,417,703
BC PLANT HEALTH CARE INC.	150,921
BC PREP TRAINING ACADEMY INC	29,400
BC SCHOOL TRUSTEES ASSN	163,933
BCIT	114,443
BELFOR (CANADA) INC.	152,277
BELL CANADA	918,719

BOARD OF EDUCATION OF SCHOOL DISTRICT NO. 36 (SURREY)

UNAUDITED SCHEDULE OF FINANCIAL INFORMATION PAYMENTS FOR GOODS AND SERVICES For The Year Ended June 30, 2019

Schedule 7

<u>SUPPLIER NAME</u>	<u>PAYMENTS</u>
BELL MOBILITY	276,591
BERK'S INTERTRUCK LTD	162,817
BEST BUY CANADA LTD.	252,557
BEYOND MARS	62,889
BGE INDOOR AIR QUALITY SOLUTIONS LTD.	126,396
BLACKBURN YOUNG OFFICE SOLUTIONS	61,056
BLUE MOUNTAIN SERVICES LTD.	253,537
BLUE PINE ENTERPRISES LTD.	1,049,824
BONFIRE INTERACTIVE LTD.	41,530
BORDEN LADNER GERVAIS LLP	134,009
BORDEN LADNER GERVAIS LLP IN TRUST	4,847,373
BOREAL SCIENCE VWR INTERNATIONAL CO.	27,916
BOUWMEESTER, TAYLAR	41,097
BOYD AUTOBODY & GLASS CLOVERDA	25,742
BRITISH COLUMBIA PENSION CORPORATION	60,603,954
BRODART CANADA	30,957
CANADA POST CORPORATION	49,480
CANADIAN CAR AND TRUCK RENTAL	52,244
CANADIAN TIRE CORPORATION	27,573
CANSTAR RESTORATIONS	65,764
CANUEL CATERERS	82,897
CANUS INTERNATIONAL CO., LTD.	53,382
CARDBOARD VR CANADA	57,973
CARE PEST & WILDLIFE CONTROL LTD.	571,343
CASCADE ROOFING & EXTERIORS INC.	990,730
CBC RADIO-CANADA	40,099
CEDAR CREST LANDS (B.C.) LTD.	139,886
CEDARBROOK INTERIORS LTD.	106,993
CENTAUR PRODUCTS INC	172,558
CESIUM TELECOM INC	79,455
CHARTER BUS LINES	39,525
CHRISTENSEN CONSTRUCTION LTD.	51,369
CHRISTIE LITES SALES LTD.	60,288
CITY OF SURREY	8,188,032
CITY OF WHITE ROCK	36,877
CLARK BUILDERS	1,149,738
CLEAN HARBORS CANADA, INC. T46	31,676
CM2 VENTURES INC.	37,910
COASTLAND ENGINEERING & SURVEYING LTD.	594,067
COMBINED PAINTING (1985) LTD.	127,723
COMMERCIAL LIGHTING PRODUCTS LTD.	94,693
COMPASS GROUP	1,301,634
CONCEPT INTERACTIVE INC	148,238
CONNECT-ED CONSULTING INC.	119,910
CONTROL SOLUTIONS LTD.	40,202
CORPORATE CLASSICS CATERERS	464,574
CORPORATE EXPRESS CANADA INC.	1,216,388
COSTCO WHOLESALE	80,516
CP DISTRIBUTORS LTD	82,905
CRAVEN HUSTON POWERS ARCHITECTS	1,055,483

BOARD OF EDUCATION OF SCHOOL DISTRICT NO. 36 (SURREY)

UNAUDITED SCHEDULE OF FINANCIAL INFORMATION PAYMENTS FOR GOODS AND SERVICES For The Year Ended June 30, 2019

Schedule 7

<u>SUPPLIER NAME</u>	<u>PAYMENTS</u>
CRITERION PICTURES	35,482
CULLEN DIESEL POWER LTD	81,223
CUSTOM BLACKTOP CO.	138,767
CWPC	28,236
D.G.S. CONSTRUCTION COMPANY LTD.	4,122,062
DA ARCHITECTS + PLANNERS	700,896
DANNE & SONS PLUMBING & HEATIN	206,139
DARYL-EVANS MECHANICAL SERVICES LTD.	670,655
DEEPER FUNNER CHANGE	36,073
DELL CANADA INC.	2,024,787
DELTA CONTINUING EDUCATION	36,050
DENIZA HOLDINGS	26,964
DEPENDABLE DOOR MAINTENANCE LTD	59,216
DIALOG BC ARCHITECTURE ENGINEERING INTERIOR DESIGN PLANNING INC.	452,827
DIAMOND INTERNATIONAL TRUCKS LTD	27,429
DISCOVERY EDUCATION CANADA	307,006
DLR GROUP INC	41,549
DONALD FLOORING CONTRACT SALES LTD.	184,736
DONE RIGHT PAINTING & SANDBLASTING LTD.	208,058
DOUBLETHINK INC	25,578
DOUGLAS LAKE EQUIPMENT LTD. PARTNERSHIP	29,840
DRIVE PRODUCTS	48,839
DSD DOCUMENT SYSTEMS DIRECT LTD	35,835
DUBOIS CHEMICALS CANADA INC	28,978
DUDE SOLUTIONS, INC	46,522
E.B. HORSMAN & SON LTD.	43,302
EAGLE VALLEY EXCAVATING INC	232,048
EATON INDUSTRIES (CANADA) COMPANY	27,294
ECS ELECTRICAL CABLE SUPPLY LTD	37,870
EDUCAN INSTITUTIONAL FURNITURE LTD.	201,770
EECOL ELECTRIC CORP	36,711
ELEVATE PROFESSIONAL FITNESS SERVICES INC.	75,579
ELK FITNESS REPAIR	34,131
EMCO CORPORATION	153,817
ENERVATION ELECTRIC LTD.	521,037
ENTITY MECHANICAL LTD.	512,632
ENVIRO-TECH MECHANICAL SERVICES LTD.	71,082
ENVIRO-VAC (VANCOUVER) INC	70,057
ENVIROWEST CONSULTANTS INC.	31,245
ERV PARENT CO. LTD.	467,649
ESC AUTOMATION INC	95,832
ESCRIBE SOFTWARE LTD.	32,788
EXELL POWER SERVICES LTD.	45,550
EXTREME GLASS LTD.	48,584
FARM-TEK TURF SERVICES INC.	63,985
FIGTREE VENTURES INC.	266,144
FIRSTCANADA ULC	4,744,940
FIRSTONSITE RESTORATION L.P.,	246,499
FLYNN CANADA LTD.	664,101
FOLLETT SCHOOL SOLUTIONS INC.	161,783

BOARD OF EDUCATION OF SCHOOL DISTRICT NO. 36 (SURREY)

UNAUDITED SCHEDULE OF FINANCIAL INFORMATION PAYMENTS FOR GOODS AND SERVICES For The Year Ended June 30, 2019

Schedule 7

<u>SUPPLIER NAME</u>	<u>PAYMENTS</u>
FORT MODULAR INC.	425,789
FORTIS BC - NATURAL GAS	1,831,253
FRASER VALLEY EQUIPMENT LTD	43,193
FRASER VALLEY WINDOW COVERINGS	26,524
FRESHGRADE EDUCATION INC.	85,120
FRONTIERSMEN OF THE COMMONWEALTH	255,577
FUJITSU CONSULTING (CANADA) INC	59,737
G. DAUNCEY CONTRACTING	114,413
GAME READY FITNESS	176,625
GARAVENTA (CANADA) LTD.	31,318
GARDAWORLD CASH SERVICES CANADA CORP.	32,949
GARFINKEL PUBLICATIONS INC.	28,371
GEO APPLIANCES	25,442
GF INC.	34,269
GORDON FOOD SERVICE CANADA LTD	633,327
GRAND & TOY LTD	628,690
GRANT THORNTON LLP	60,034
GREAT NOTION SEWING SUPPLY LTD.	38,152
GREGG DISTRIBUTORS (B.C.) LTD.	109,926
GUILLEVIN INTERNATIONAL INC.	322,151
H.Y. ENGINEERING LTD	34,412
HABITAT SYSTEMS INC.	450,214
HALSE-MARTIN CONSTRUCTION CO.	2,472,116
HARBOUR INTERNATIONAL TRUCKS INC.	25,788
HARRIS & COMPANY	41,364
HARRISON HOT SPRINGS HOTEL	110,440
HERITAGE FOOD SERVICES GROUP OF CANADA	36,134
HERITAGE OFFICE FURNISHING LTD.	89,403
HEWLETT PACKARD ENTERPRISE CANADA CO.	31,363
HI-TECH GLAZING SUPPLIES	402,211
HOME DEPOT - CORPORATE OFFICE	36,671
HOMWOOD HEALTH INC.	393,545
HOTEL EQUIPMENT & SUPPLY CO.	46,944
HOULE ELECTRIC LIMITED	34,296
I. GLOBAL EDU CO.	98,000
IBM CANADA LTD	56,551
ICONIX WATERWORKS	49,930
ICS CLEAN SUPPLIES LTD	225,190
IDESIGN SOLUTIONS	51,405
INDEPENDENT ENERGY CONSULTANTS (BC) LTD.	28,875
INDIGO BOOKS AND MUSIC INC.	84,698
INLINE SALES & SERVICE LTD.	54,314
INSURANCE CORPORATION OF BC	235,004
INTEGRAL GROUP CONSULTING (BC) LLP	189,725
INTERFACEFLOR CANADA INC.	134,956
INTERNATIONAL BACCALAUREATE ORGANIZATION	157,192
IRC BUILDING SCIENCES GROUP INC.	179,130
IREDALE GROUP ARCHITECTURE	42,975
ISLAND KEY COMPUTER LTD.	156,789
JAMES BUSH & ASSOCIATES LTD	45,150

BOARD OF EDUCATION OF SCHOOL DISTRICT NO. 36 (SURREY)

UNAUDITED SCHEDULE OF FINANCIAL INFORMATION PAYMENTS FOR GOODS AND SERVICES For The Year Ended June 30, 2019

Schedule 7

<u>SUPPLIER NAME</u>	<u>PAYMENTS</u>
JAMF SOFTWARE, LLC	178,252
JB ACOUSTICS LTD	34,624
JENSEN HUGHES CONSULTING CANADA LTD.	129,278
JMJ EAGLE TECH LTD.	66,874
K&E EQUIPMENT REPAIRS	131,597
KAHUNAVVERSE SPORTS GROUP INC.	156,842
KATZIE FIRST NATION	73,475
KEV SOFTWARE INC.	308,729
KEYWEST ASPHALT (333) LTD.	516,404
KMBR ARCHITECTS PLANNERS INC.	109,070
KMS TOOLS & EQUIPMENT LTD	195,056
KONICA MINOLTA BUSINESS SOLUTIONS (CANADA) LTD.	969,651
KWANTLEN POLYTECHNIC UNIVERSITY	180,937
LASER VALLEY TECHNOLOGIES CORP	25,429
LATOPLAST LTD	30,782
LAUZE ENTERPRISES LTD.	32,550
LAWSON CONSULTANTS LTD.	97,598
LDK CONSULTING	71,925
LEADERS INTERNATIONAL EXECUTIVE SEARCH	42,055
LEARNING PARTNERSHIP, THE	49,544
LES EDITIONS CEC INC.	127,139
LESPLAN EDUCATIONAL SERVICES LTD	79,715
LIFESPEAK INC.	45,147
LMDG BUILDING CODE CONSULTANTS LTD.	40,248
LOGICAL SOLUTIONS LTD.	73,659
LONG & MCQUADE LTD	98,984
LORDCO PARTS LTD	38,789
LR BRYCE CONSULTING & MARKETING SERVICES	134,814
M&T AIR CONDITIONING LTD	74,811
MACK KIRK ROOFING & SHEET METAL LTD.	274,951
MAINLAND FORD LTD	398,390
MAKE A FUTURE	38,292
MARSH CANADA LIMITED	123,967
MATTERHORN MUSIC INC.	40,762
MAXIMILLIAN PROPERTIES	323,888
MC SQUARED SYSTEM DESIGN GROUP INC.	36,684
MCCOMB ANNETTE	30,975
MCGREGOR & THOMPSON HARDWARE LTD	219,365
MCRAE'S ENVIRONMENTAL SERVICES LTD.	82,753
MDE ENTERPRISES LTD.	128,450
MDT SYSTEMS LTD	62,402
MEDICAL SERVICES PLAN OF BC	3,826,622
METRIC MODULAR	689,445
METRO MOTORS LTD.	462,975
MICRO COM SYSTEMS LTD	31,422
MICROSERVE	193,759
MICROSOFT CANADA LTD	79,212
MILIEU FAMILY SERVICES INC.	34,920
MILLS BASICS	295,872
MINISTER OF FINANCE	539,153

BOARD OF EDUCATION OF SCHOOL DISTRICT NO. 36 (SURREY)

UNAUDITED SCHEDULE OF FINANCIAL INFORMATION PAYMENTS FOR GOODS AND SERVICES For The Year Ended June 30, 2019

Schedule 7

<u>SUPPLIER NAME</u>	<u>PAYMENTS</u>
MJL ENGINEERING LTD	50,439
MONERIS SOLUTIONS	90,616
MOORE & SONS CONTRACTING INC.	119,414
MYEDuc BC	758,310
MOTION SPECIALTIES INC. VANCOUVER	57,736
NELSON EDUCATION LTD	1,642,225
NEWTON WHALLEY HI-WAY TAXI LTD	26,503
NEXT GENERATION NETWORK	2,239,403
NOBLE BRITISH COLUMBIA	118,594
NORTH-WEST BOOK COMPANY LTD	64,799
NORTHCOAST BUILDING PRODUCTS LTD.	120,795
NORTHWIND HEATING LTD.	196,616
NUCOR ENVIRONMENTAL SOLUTIONS LTD.	152,013
NUTRIEN AG SOLUTIONS (CANADA) INC.	89,119
OLIVIT CONSTRUCTION LTD.	3,981,725
OMEGA & ASSOCIATES ENGINEERING LTD.	215,243
OPTIONS COMMUNITY SOCIETY SEVICES	65,104
OPUS FRAMING LTD	48,839
ORSO LOSS CONTROL CONSULTING INC.	35,643
PACIFIC BLUE CROSS	13,144,344
PACIFIC CONTROLS LTD	110,234
PACIFIC WEST SYSTEMS SUPPLY LTD	75,223
PALADIN SECURITY GROUP LTD.	763,879
PANARAMA TECHNOLOGIES LTD.	124,683
PARKINSONS HEATING LTD	77,783
PARKLAND REFINING (B.C.) LTD	661,749
PEACE ARCH BUSINESS CENTRE	86,940
PEARSON CANADA ASSESSMENT INC.	71,104
PEARSON CANADA INC.	910,327
PEBT IN TRUST (PUBLIC EDUCATION BENEFITS TRUST FUND)	6,131,103
PIERRE TRENTON	32,263
PINCHIN LTD	576,678
PINTON FORREST & MADDEN GROUP INC.	26,554
PITNEY WORKS	30,666
PJS FACILITIES	68,786
PJS SYSTEMS INC.	548,154
PLANET CLEAN CANADA INC.	26,516
PLANETWORKS CONSULTING CORPORATION	156,201
POINTBLANK INSTALLATIONS INC.	1,652,488
POWERLAND COMPUTERS LTD.	762,601
POWERSCHOOL CANADA ULC	527,947
PRECISION PROPERTY	859,211
PREFERRED INTERPRETERS	102,308
PRISM ENGINEERING LTD	126,880
PRO-CAN CONSTRUCTION GROUP CORP.	6,591,071
PROACTIVE HAZMAT & ENVIRONMENT	90,251
PROMINENT PRODUCT MARKETING	49,543
PROPEL SOLUTIONS LTD	61,425
PROVINCE OF BC OPTIONAL PROPERTY	71,169
PROVINCIAL OUTREACH PROGRAM FOR AUTISM & RELATED DISORDERS	68,075

BOARD OF EDUCATION OF SCHOOL DISTRICT NO. 36 (SURREY)

UNAUDITED SCHEDULE OF FINANCIAL INFORMATION PAYMENTS FOR GOODS AND SERVICES For The Year Ended June 30, 2019

Schedule 7

<u>SUPPLIER NAME</u>	<u>PAYMENTS</u>
QM LP DBA QM ENVIRONMENTAL LTD.	77,786
RAYBERN ERECTORS LTD	135,718
RAZOR MANUFACTURING LTD	38,588
REAL CANADIAN SUPERSTORE	95,571
REALACORP MANAGEMENT LTD.(IN TRUST)	200,204
RECEIVER GENERAL OF CANADA	73,994
RECTEC INDUSTRIES INC	138,065
RED FOX HEALTHY LIVING SOCIETY	46,836
REIMER HARDWOODS LTD	25,035
RICHMOND ELEVATOR MAINTENANCE LTD.	60,860
RK PUBLISHING INC.	29,795
ROBOTIX EDUCATION	76,231
ROCK ADVERTISING INC.	50,459
ROCKY POINT ENGINEERING LTD.	127,264
ROSETTA STONE LTD.	25,988
RUSSELL HENDRIX FOODSERVICE EQUIPMENT	102,900
S. HENNINGSON CONSTRUCTION LTD	92,668
SABRE INDUSTRIAL SUPPLIES LTD	34,307
SAPPHIRE SOUND INC.	53,651
SAUNDERS BOOK COMPANY	30,128
SAVE ON FOODS	233,226
SCALAR DECISIONS INC.	40,689
SCHOLAR'S CHOICE MOYER	49,926
SCHOLASTIC CANADA LTD	98,451
SCHOOL DISTRICT #35 (LANGLEY)	34,447
SCHOOL DISTRICT #39 (VCR)	214,523
SCHOOLS PROTECTION PROGRAM	1,111,056
SCHOOL SPECIALTY CANADA	41,967
SCHOOLHOUSE PRODUCTS INC.	1,755,774
SCHUBERT PLUMBING & HEATING LTD	87,187
SCIENTIFIC LEARNING	26,828
SEMIAMMOO BEHAVIOUR ANALYSTS INC.	52,380
SHANAHANS LIMITED	250,265
SHELL ENERGY NORTH AMERICA (CANADA) INC.	2,059,991
SHERWIN-WILLIAMS COMPANY	125,131
SILEX RESTORATIONS LTD.	215,215
SIMON FRASER UNIVERSITY	58,185
SIMPLY COMPUTING INC.	65,108
SKYLINE ATHLETICS INC.	130,383
SOFTCHOICE LP	495,633
SOFTWARE4SCHOOLS.CA	55,550
SOPERS SUPPLY LTD.	55,626
SOUND SOLUTIONS INC.	31,200
SOUNDRITE SERVICES LTD.	66,427
SOURCE OFFICE FURNISHINGS	428,653
SOURCES COMMUNITY RESOURCE CENTRES	38,800
SOUTHWEST BUSINESS PRODUCTS LTD	49,669
SPECTRUM EDUCATIONAL SUPPLIES LTD.	208,781
SPICERS CANADA ULC	101,407
SPORTBALL VANCOUVER	27,783

BOARD OF EDUCATION OF SCHOOL DISTRICT NO. 36 (SURREY)

UNAUDITED SCHEDULE OF FINANCIAL INFORMATION PAYMENTS FOR GOODS AND SERVICES For The Year Ended June 30, 2019

Schedule 7

<u>SUPPLIER NAME</u>	<u>PAYMENTS</u>
SPORTS UNLIMITED	47,917
SQUIGGLE PARK/EYEREAD INC.	87,978
SSA QUANTITY SURVEYORS LTD	52,894
STAGEFAB CUSTOM MANUFACTURING INC.	38,445
STREAMLINE FENCING LTD.	67,009
STRONG NATIONS PUBLISHING INC.	58,268
STUDIO HUB ARCHITECTS LTD	139,318
STUDIO THINK (514085 BC LTD.)	33,034
SUN INTERNATIONAL EDUCATION CORP.	51,030
SUPER SAVE DISPOSAL INC.	531,899
SUPERIOR PROPANE INC	192,311
SURREY ASSOCIATION FOR COMMUNITY LIVING	139,680
SURREY PRINCIPALS & VICE PRINCIPALS ASSOCIATION	320,368
SURREY TEACHERS' ASSOC.	450,997
SUTTLE RECREATION INC.	121,274
SWING TIME DISTRIBUTORS LTD	67,768
TALIUS	349,593
TANGIBLE PLAY INC	107,149
TAPESTRY MUSIC	68,866
TARGET LAND SURVEYING (SURLANG) LTD.	33,742
TARGET PRODUCTS LTD.	105,531
TECHNICAL SAFETY BC	80,108
TEK TRUCK SERVICES	26,294
TELUS COMMUNICATIONS INC.	33,290
TERRA LINK HORTICULTURE INC.	27,962
TERRANE ENGINEERING GROUP LTD.	76,121
THE BRICK WAREHOUSE LP	96,185
THE CENTRE FOR CHILD DEVELOPMENT	443,147
THINKSPACE ARCHITECTURE PLANNING INTERIOR DESIGN	2,444,593
THIRDWAVE BUS SERVICES	25,839
THOMAS DISTRIBUTORS	39,574
TIGHT 5 CONTRACTING LTD.	72,657
TINKERINE 3D PRINT SYSTEMS LTD	49,450
TISDALE BRUCE	67,876
TKL CONSTRUCTION MANAGEMENT LTD	133,266
TOBII DYNAVON CANADA INC.	27,006
TRANE CANADA ULC	62,998
TRAVEL HEALTHCARE INSURANCE SOLUTIONS INC.	365,627
TRIEX CONTRACTING LTD	156,499
TUMBLEWEED PRESS INC.	31,680
TURNING POINT RESOLUTIONS INC.	207,716
TYCO INTEGRATED FIRE & SECURITY	146,485
TYTO CONSTRUCTION AND MANAGEMENT LTD.	27,580
ULINE CANADA CORP.	25,827
UNITED LIBRARY SERVICE INC	126,234
UNIVERSAL SHOW SERVICES LTD.	122,505
UPPER CANADA FOREST PRODUCTS LTD	146,622
URBAN VALLEY TRANSPORT LTD.	87,091
VANCOUVER COMMUNITY COLLEGE	39,255
VANCOUVER KIDSBOOKS	157,343

BOARD OF EDUCATION OF SCHOOL DISTRICT NO. 36 (SURREY)

UNAUDITED SCHEDULE OF FINANCIAL INFORMATION PAYMENTS FOR GOODS AND SERVICES For The Year Ended June 30, 2019

Schedule 7

<u>SUPPLIER NAME</u>	<u>PAYMENTS</u>
VERITIV CANADA, INC.	54,840
VIEWPOINT LANDSCAPE ARCHITECTS INC.	60,420
VIKING-ALEXANDER METAL PRODUCTS LTD.	88,522
VISIONS ELECTRONICS CORPORATE	57,053
WAL-MART	40,949
WATERKIND IRRIGATION CONSULTING SERVICES LTD.	43,575
WENGER CANADA	61,027
WESCLEAN EQUIPMENT & CLEANING	1,064,782
WESCO DISTRIBUTION CANADA LP	134,558
WEST UNIFIED COMMUNICATIONS SERVICES	63,977
WESTCOAST OUTBUILDINGS INC.	281,190
WESTERN CAMPUS RESOURCES	280,052
WESTERN CANADA IC BUS INC.	502,696
WESTERN EQUIPMENT LTD.	36,764
WESTERN GEOTECHNICAL CONSULTANTS LTD.	41,554
WESTERN SAFETY PRODUCTS LTD	440,566
WESTERN WEED CONTROL(1980) LTD	116,975
WESTJET AIRLINES	27,646
WESTLAB SUPPLIES	63,654
WINTERGREEN LEARNING MATERIALS LTD.	91,748
WOLSELEY CANADA INC.	89,625
WOOD PROJECTS LTD	1,047,469
WOOD WYANT INC.	236,118
WORK SAFE BC	3,637,191
X10 NETWORKS	1,456,192
YARDI CANADA LTD	27,720
YELLOWRIDGE CONSTRUCTION LTD.	2,781,405
YMCA OF GREATER VANCOUVER	165,371
YO BRO YOUTH INITIATIVE SOCIETY	134,728

TOTAL FOR SUPPLIERS WHERE PAYMENTS EXCEED \$25,000	220,916,836
---	--------------------

TOTAL FOR SUPPLIERS WHERE PAYMENTS ARE \$25,000 OR LESS	11,233,847
--	-------------------

TOTAL PAYMENTS FOR GOODS & SERVICES	232,150,683
--	--------------------

Prepared under the *Financial Information Regulation* , Schedule 1, Section 7.

S:\Fiscal Planning\sofi\sofi19\Statements 19

BOARD OF EDUCATION OF SCHOOL DISTRICT NO. 36 (SURREY)

UNAUDITED SCHEDULE OF FINANCIAL INFORMATION RECONCILIATION TO FINANCIAL STATEMENTS For The Year Ended June 30, 2019

Schedule 8

	\$	\$
EXPENDITURES PER SOFI:		
Total Remuneration (SOFI Schedule 4)	549,151,001	
Payments for Goods and Services (SOFI Schedule 7)	232,150,683	
Employee Reimbursed Expenses (SOFI Schedule 4)	1,908,809	
E.I. & CPP Payments (SOFI Schedule 5)	28,986,309	
		812,196,801
EXPENDITURES PER FINANCIAL STATEMENTS		
Total Expenses (F/S Stmt 2) less Amortization	755,236,694	
Acquisition of Tangible Capital Assets	35,785,968	
Acquisition of Tangible Capital Assets - WIP	38,023,087	
		829,045,749
DIFFERENCE BETWEEN SOFI AND FINANCIAL STATEMENTS		(16,848,948)
Difference due to:		
School Generated Funds (F/S Schedule 3A)	(16,050,837)	
Increase in Accounts Payable	(7,152,315)	
Decrease in Employee Future Benefits Liability (F/S 1)	1,058,989	
Decrease in Prepaid Expenses	(693,028)	
Operating & Trust Recoveries	1,941,725	
Insurance Claim Expenditures\deductibles	395,746	
GST/HST Rebate Recoveries	3,648,241	
Wage Recoveries/Secondments	3,787,116	
AFG - CAMS and NGN	(201,064)	
Severance Paid	(198,434)	
CEF Contingency expensed	(993,569)	
Accruals, Inter-department charges, Miscellaneous Recoveries	(2,391,517)	
		(16,848,948)

0

Prepared under the *Financial Information Regulation*, Schedule 1, Section 7.