



**BOARD OF EDUCATION  
OF  
SCHOOL DISTRICT NO. 36  
(SURREY)**

**STATEMENT OF FINANCIAL INFORMATION  
FOR THE YEAR ENDED JUNE 30, 2020**

**School District  
Statement of Financial Information (SOFI)  
Board of Education of School District No. 36 (Surrey)  
Fiscal Year Ended June 30, 2020**

**TABLE OF CONTENTS**

Documents are arranged in the following order:

1. Approval of Statement of Financial Information
2. Financial Information Act Submission Checklist
3. Management Report
4. Audited Financial Statements
5. Schedule of Debt
6. Schedule of Guarantee and Indemnity Agreements
7. Schedule of Remuneration and Expenses including:
  - Statement of Severance Agreements
  - Reconciliation or explanation of differences to Audited Financial Statements
8. Schedule of Payments for the Provision of Goods and Services including:
  - Reconciliation or explanation of differences to Audited Financial Statements



Ministry  
of Education

## SCHOOL DISTRICT STATEMENT OF FINANCIAL INFORMATION (SOFI)




6049

SCHOOL DISTRICT NUMBER <b>36</b>	NAME OF SCHOOL DISTRICT <b>Surrey</b>	YEAR <b>2019/2020</b>
OFFICE LOCATION(S) <b>14033 - 92 Avenue</b>		TELEPHONE NUMBER <b>604-596-7733</b>
MAILING ADDRESS <b>same as above</b>		
CITY <b>Surrey</b>	PROVINCE <b>BC</b>	POSTAL CODE <b>V3V 0B7</b>
NAME OF SUPERINTENDENT <b>Dr. J. Tinney</b>		TELEPHONE NUMBER <b>604-596-7733</b>
NAME OF SECRETARY TREASURER <b>Mr. G. Frank</b>		TELEPHONE NUMBER <b>604-596-7733</b>

### DECLARATION AND SIGNATURES

We, the undersigned, certify that the attached is a correct and true copy of the Statement of Financial Information for the year ended  
June 30, 2020

for School District No. 36 as required under Section 2 of the Financial Information Act.

SIGNATURE OF CHAIRPERSON OF THE BOARD OF EDUCATION 	DATE SIGNED <b>Nov 30, 2020</b>
SIGNATURE OF SUPERINTENDENT 	DATE SIGNED <b>Nov 30, 2020</b>
SIGNATURE OF SECRETARY TREASURER 	DATE SIGNED <b>Nov 30, 2020</b>

EDUC. 6049 (REV. 2008/09)

## Statement of Financial Information for Year Ended June 30, 2020

### Financial Information Act-Submission Checklist

		<i><b>Due Date</b></i>
a)	✓ A statement of assets and liabilities (audited financial statements).	<i>September 30</i>
b)	✓ An operational statement including, i) a Statement of Income and ii) a Statement of Changes in Financial Position, or, if omitted, an explanation in the Notes to Financial Statements (audited financial statements)	<i>September 30</i>
c)	✓ A schedule of debts (audited financial statements).	<i>September 30</i>
d)	✓ A schedule of guarantee and indemnity agreements including the names of the entities involved and the amount of money involved. (Note: Nil schedules can be submitted December 31).	<i>September 30</i>
e)	✓ A schedule of remuneration and expenses, including:  i) an alphabetical list of employees earning over \$75,000, the total amount of expenses paid to or on behalf of each employee for the year reported and a consolidated total for employees earning under \$75,000. If the total wages and expenses differ from the audited financial statements, an explanation is required.  ✓ ii) a list by name and position of Board Members with the amount of any salary and expenses paid to or on behalf of the member  ✓ iii) the number of severance agreements started during the fiscal year and the range of months' pay covered by the agreement, in respect of excluded employees. If there are no agreements to report, an explanation is required	<i>December 31</i>
f)	✓ An alphabetical list of suppliers receiving over \$25,000 and a consolidated total for those suppliers receiving less than \$25,000. If the total differs from the Audited Financial Statements, an explanation is required.	<i>December 31</i>
g)	✓ Approval of Statement of Financial Information.	<i>December 31</i>
h)	✓ A management report approved by the Chief Financial Officer	<i>December 31</i>

Board of Education of School District Number 36, (Surrey)

**School District  
Statement of Financial Information (SOFI)**

**Board of Education of School District No. 36 (Surrey)**

**Fiscal Year Ended June 30, 2020**

**MANAGEMENT REPORT**


The Financial Statements contained in this Statement of Financial Information under the *Financial Information Act* have been prepared by management in accordance with Canadian generally accepted accounting principles and the integrity and objectivity of these statements are management's responsibility.

Management is also responsible for all other schedules of financial information and for ensuring this information is consistent, where appropriate, with the information contained in the financial statements and for implementing and maintaining a system of internal controls to provide reasonable assurance that reliable financial information is produced.

The Board of Education is responsible for ensuring that management fulfills its responsibilities for financial reporting and internal control and for approving the financial information included in the Statement of Financial Information.

The external auditors, Grant Thornton LLP, conduct an independent examination, in accordance with generally accepted auditing standards, and express their opinion on the financial statements as required by the *School Act*. Their examination does not relate to the other schedules of financial information required by the *Financial Information Act*. Their examination includes a review and evaluation of the board's system of internal control and appropriate tests and procedures to provide reasonable assurance that the financial statements are presented fairly.

On behalf of School District No.36 (Surrey)

  
\_\_\_\_\_  
Dr. J. Tinney, Superintendent

  
\_\_\_\_\_  
Mr. G. Frank, Secretary Treasurer

Prepared as required by *Financial Information Regulation*, Schedule 1, section 9



Audited Financial Statements of  
School District No. 36 (Surrey)  
June 30, 2020

# School District No. 36 (Surrey)

June 30, 2020

## Table of Contents

Management Report .....	1
Independent Auditors' Report .....	2-4
Statement of Financial Position - Statement 1 .....	5
Statement of Operations - Statement 2 .....	6
Statement of Changes in Net Debt - Statement 4 .....	7
Statement of Cash Flows - Statement 5 .....	8
Notes to the Financial Statements .....	9-29
Schedule of Changes in Accumulated Surplus (Deficit) by Fund - Schedule 1 (Unaudited) .....	30
Schedule of Operating Operations - Schedule 2 (Unaudited) .....	31
Schedule 2A - Schedule of Operating Revenue by Source (Unaudited) .....	32
Schedule 2B - Schedule of Operating Expense by Object (Unaudited) .....	33
Schedule 2C - Operating Expense by Function, Program and Object (Unaudited) .....	34
Schedule of Special Purpose Operations - Schedule 3 (Unaudited) .....	36
Schedule 3A - Changes in Special Purpose Funds and Expense by Object (Unaudited) .....	37
Schedule of Capital Operations - Schedule 4 (Unaudited) .....	41
Schedule 4A - Tangible Capital Assets (Unaudited) .....	42
Schedule 4B - Tangible Capital Assets - Work in Progress (Unaudited) .....	43
Schedule 4C - Deferred Capital Revenue (Unaudited) .....	44
Schedule 4D - Changes in Unspent Deferred Capital Revenue (Unaudited) .....	45

# School District No. 36 (Surrey)

## MANAGEMENT REPORT

Version: 3551-2806-9823

### Management's Responsibility for the Financial Statements.

The accompanying financial statements of School District No. 36 (Surrey) have been prepared by management in accordance with the accounting requirements of Section 23.1 of the Budget Transparency and Accountability Act of British Columbia, supplemented by Regulations 257/2010 and 198/2011 issued by the Province of British Columbia Treasury Board, and the integrity and objectivity of these statements are management's responsibility. Management is also responsible for all of the notes to the financial statements and schedules, and for ensuring that this information is consistent, where appropriate, with the information contained in the financial statements.


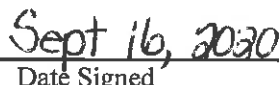



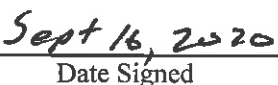
The preparation of financial statements necessarily involves the use of estimates based on management's judgment particularly when transactions affecting the current accounting period cannot be finalized with certainty until future periods.

Management is also responsible for implementing and maintaining a system of internal controls to provide reasonable assurance that assets are safeguarded, transactions are properly authorized and reliable financial information is produced.

The Board of Education of School District No. 36 (Surrey) (called the "Board") is responsible for ensuring that management fulfills its responsibilities for financial reporting and internal control and exercises these responsibilities through the Board. The Board reviews internal financial statements on a monthly basis and externally audited financial statements yearly.

The external auditors, Grant Thornton LLP, conduct an independent examination, in accordance with Canadian generally accepted auditing standards, and express their opinion on the financial statements. The external auditors have full and free access to financial management of School District No. 36 (Surrey) and meet when required. The accompanying Independent Auditors' Report outlines their responsibilities, the scope of their examination and their opinion on the School District's financial statements.

On behalf of School District No. 36 (Surrey)

 _____ Signature of the Chairperson of the Board of Education	 _____ Date Signed
 _____ Signature of the Superintendent	 _____ Date Signed
 _____ Signature of the Secretary Treasurer	 _____ Date Signed



## Independent Auditor's Report

To the Board of Education of School District No. 36 (Surrey) and  
the Ministry of Education of the Province of British Columbia:

### Opinion

We have audited the accompanying financial statements of School District No. 36 (Surrey) ("the School District"), which comprise the statement of financial position as at June 30, 2020, and the statements of operations, changes in net financial assets (debt) and cash flows for the year then ended, and notes to the financial statements, including a summary of significant accounting policies.

In our opinion, the financial statements of the School District for the year ended June 30, 2020 are prepared, in all material respects, in accordance with Section 23.1 of the Budget Transparency and Accountability Act of the Province of British Columbia.

### Basis for opinion

We conducted our audit in accordance with Canadian generally accepted auditing standards. Our responsibilities under those standards are further described in the *Auditor's Responsibilities for the Audit of the Financial Statements* section of our report. We are independent of the School District in accordance with the ethical requirements that are relevant to our audit of the financial statements in Canada, and we have fulfilled our other ethical responsibilities in accordance with these requirements. We believe that the audit evidence we have obtained is sufficient and appropriate to provide a basis for our opinion.

### Emphasis of matter

Without modifying our opinion, we draw attention to Note 2 to the financial statements, which describes the basis of accounting and the significant differences between such basis of accounting and Canadian public sector accounting standards.

#### **Other matter – supplementary information**

We draw attention to the fact that the supplementary information included in Schedules 1 to 4 do not form part of the financial statements. We have not audited or reviewed this supplementary information and, accordingly, we do not express an opinion, a review conclusion or any other form of assurance on this supplementary information.

#### **Responsibilities of management and those charged with governance for the financial statements**

Management is responsible for the preparation of these financial statements in accordance with Section 23.1 of the Budget Transparency and Accountability Act of the Province of British Columbia, and for such internal control as management determines is necessary to enable the preparation of financial statements that are free from material misstatement, whether due to fraud or error.

In preparing the financial statements, management is responsible for assessing the School District's ability to continue as a going concern, disclosing, as applicable, matters related to a going concern and using the going concern basis of accounting unless management either intends to liquidate the School District or to cease operations, or has no realistic alternative but to do so.

Those charged with governance are responsible for overseeing the School District's financial reporting process.

#### **Auditor's responsibilities for the audit of the financial statements**

Our objectives are to obtain reasonable assurance about whether the financial statements as a whole are free from material misstatement, whether due to fraud or error, and to issue an auditor's report that includes our opinion. Reasonable assurance is a high level of assurance, but is not a guarantee that an audit conducted in accordance with Canadian generally accepted auditing standards will always detect a material misstatement when it exists. Misstatements can arise from fraud or error and are considered material if, individually or in the aggregate, they could reasonably be expected to influence the economic decisions of users taken on the basis of these financial statements.

As part of an audit in accordance with Canadian generally accepted auditing standards, we exercise professional judgment and maintain professional skepticism throughout the audit. We also:

- Identify and assess the risks of material misstatement of the financial statements, whether due to fraud or error, design and perform audit procedures responsive to those risks, and obtain audit evidence that is sufficient and appropriate to provide a basis for our opinion. The risk of not detecting a material misstatement resulting from fraud is higher than for one resulting from error, as fraud may involve collusion, forgery, intentional omissions, misrepresentations, or the override of internal control.
- Obtain an understanding of internal control relevant to the audit in order to design audit procedures that are appropriate in the circumstances, but not for the purpose of expressing an opinion on the effectiveness of the School District's internal control.
- Evaluate the appropriateness of accounting policies used and the reasonableness of accounting estimates and related disclosures made by management.
- Conclude on the appropriateness of management's use of the going concern basis of accounting and, based on the audit evidence obtained, whether a material uncertainty exists related to events or conditions that may cast significant doubt on the School District's ability to continue as a going concern. If we conclude that a material uncertainty exists, we are required to draw attention in our auditor's report to the related disclosures in the financial statements or, if such disclosures are inadequate, to modify our opinion. Our conclusions are based on the audit evidence obtained up to the date of our auditor's report. However, future events or conditions may cause the School District to cease to continue as a going concern.



We communicate with those charged with governance regarding, among other matters, the planned scope and timing of the audit and significant audit findings, including any significant deficiencies in internal control that we identify during our audit.

Vancouver, Canada  
September 16, 2020

*Grant Thornton LLP*




Chartered Professional Accountants

# School District No. 36 (Surrey)

Statement 1

## Statement of Financial Position

As at June 30, 2020

	2020 Actual	2019 Actual
	\$	\$
<b>Financial Assets</b>		
Cash and Cash Equivalents	171,111,445	158,493,646
Accounts Receivable		
Due from Province - Ministry of Education	14,741,301	14,091,232
Other (Note 4)	6,506,831	5,759,377
Portfolio Investments (Note 5)	-	18,016,429
<b>Total Financial Assets</b>	<b>192,359,577</b>	<b>196,360,684</b>
<b>Liabilities</b>		
Accounts Payable and Accrued Liabilities		
Due to Province - Ministry of Education	221,792	150,000
Other (Note 6)	27,551,332	22,011,309
Unearned Revenue (Note 7)	13,282,923	14,899,493
Deferred Revenue (Note 8)	9,901,353	8,599,789
Deferred Capital Revenue (Note 9)	669,406,618	576,071,176
Employee Future Benefits (Note 10)	13,498,302	13,931,407
Other Liabilities (Note 11)	68,600,687	63,458,318
<b>Total Liabilities</b>	<b>802,463,007</b>	<b>699,121,492</b>
<b>Net Debt</b>	<b>(610,103,430)</b>	<b>(502,760,808)</b>
<b>Non-Financial Assets</b>		
Tangible Capital Assets (Note 13)	1,232,313,450	1,060,111,753
Prepaid Expenses	1,864,969	1,433,903
<b>Total Non-Financial Assets</b>	<b>1,234,178,419</b>	<b>1,061,545,656</b>
<b>Accumulated Surplus (Deficit)</b>	<b>624,074,989</b>	<b>558,784,848</b>
Contractual Obligations (Note 16,17)		
Contingent Liabilities (Note 18)		
Approved by the Board		
		Sept 16, 2020
Signature of the Chairperson of the Board of Education		Date Signed
		Sept 16, 2020
Signature of the Superintendent		Date Signed
		Sept 16, 2020
Signature of the Secretary Treasurer		Date Signed

# School District No. 36 (Surrey)

Statement 2

Statement of Operations

Year Ended June 30, 2020

	2020 Budget	2020 Actual	2019 Actual
	\$	\$	\$
<b>Revenues</b>			
Provincial Grants			
Ministry of Education	785,664,117	808,335,483	723,776,188
Other	924,153	881,826	1,100,828
Municipal Grants Spent on Sites	1,500,000	1,979,783	2,450,813
Federal Grants	4,004,808	3,948,325	3,807,365
Tuition	16,828,107	17,033,280	15,813,747
Other Revenue	21,191,348	18,430,616	22,099,074
Rentals and Leases	3,140,000	2,485,588	3,249,067
Investment Income	3,013,700	2,870,914	3,614,674
Gain (Loss) on Disposal of Tangible Capital Assets	4,374,510	4,374,510	
Amortization of Deferred Capital Revenue	25,168,926	25,112,910	23,203,757
<b>Total Revenue</b>	<b>865,809,669</b>	<b>885,453,235</b>	<b>799,115,513</b>
<b>Expenses</b>			
Instruction	696,318,476	688,475,349	657,182,009
District Administration	18,176,634	14,967,372	15,336,206
Operations and Maintenance	118,948,584	111,531,230	113,034,545
Transportation and Housing	6,939,768	5,189,143	5,977,948
<b>Total Expense</b>	<b>840,383,462</b>	<b>820,163,094</b>	<b>791,530,708</b>
<b>Surplus (Deficit) for the year</b>	<b>25,426,207</b>	<b>65,290,141</b>	<b>7,584,805</b>
<b>Accumulated Surplus (Deficit) from Operations, beginning of year</b>		<b>558,784,848</b>	<b>551,200,043</b>
<b>Accumulated Surplus (Deficit) from Operations, end of year</b>		<b>624,074,989</b>	<b>558,784,848</b>

# School District No. 36 (Surrey)

Statement 4

Statement of Changes in Net Debt

Year Ended June 30, 2020

	2020 Budget	2020 Actual	2019 Actual
	\$	\$	\$
<b>Surplus (Deficit) for the year</b>	25,426,207	65,290,141	7,584,805
<b>Effect of change in Tangible Capital Assets</b>			
Acquisition of Tangible Capital Assets	(200,821,437)	(210,511,547)	(73,809,055)
Amortization of Tangible Capital Assets	38,107,128	38,012,124	36,294,014
Net carrying value of Tangible Capital Assets disposed of	292,280	297,726	
<b>Total Effect of change in Tangible Capital Assets</b>	(162,422,029)	(172,201,697)	(37,515,041)
Acquisition of Prepaid Expenses		(1,864,969)	(1,433,903)
Use of Prepaid Expenses		1,433,903	2,126,931
<b>Total Effect of change in Other Non-Financial Assets</b>	-	(431,066)	693,028
<b>(Increase) Decrease in Net Debt, before Net Remeasurement Gains (Losses)</b>	(136,995,822)	(107,342,622)	(29,237,208)
<b>Net Remeasurement Gains (Losses)</b>			
<b>(Increase) Decrease in Net Debt</b>		(107,342,622)	(29,237,208)
<b>Net Debt, beginning of year</b>		(502,760,808)	(473,523,600)
<b>Net Debt, end of year</b>		(610,103,430)	(502,760,808)

# School District No. 36 (Surrey)

Statement 5

## Statement of Cash Flows

Year Ended June 30, 2020

	2020 Actual \$	2019 Actual \$
<b>Operating Transactions</b>		
Surplus (Deficit) for the year	65,290,141	7,584,805
Changes in Non-Cash Working Capital		
Decrease (Increase)		
Accounts Receivable	(1,397,523)	(13,313,381)
Prepaid Expenses	(431,066)	693,028
Increase (Decrease)		
Accounts Payable and Accrued Liabilities	5,611,815	7,152,315
Unearned Revenue	(1,616,570)	1,074,793
Deferred Revenue	1,301,564	294,235
Employee Future Benefits	(433,105)	(1,058,989)
Other Liabilities	5,142,369	5,707,032
Loss (Gain) on Disposal of Tangible Capital Assets	(4,374,510)	
Amortization of Tangible Capital Assets	38,012,124	36,294,014
Amortization of Deferred Capital Revenue	(25,112,910)	(23,203,757)
Recognition of Deferred Capital Revenue Spent on Sites	(45,862,990)	(8,335,853)
<b>Total Operating Transactions</b>	<b>36,129,339</b>	<b>12,888,242</b>
<b>Capital Transactions</b>		
Tangible Capital Assets Purchased	(98,466,322)	(35,785,968)
Tangible Capital Assets -WIP Purchased	(112,045,225)	(38,023,087)
District Portion of Proceeds on Disposal	4,672,236	
<b>Total Capital Transactions</b>	<b>(205,839,311)</b>	<b>(73,809,055)</b>
<b>Financing Transactions</b>		
Capital Revenue Received	164,311,342	56,704,601
<b>Total Financing Transactions</b>	<b>164,311,342</b>	<b>56,704,601</b>
<b>Investing Transactions</b>		
Investments in Portfolio Investments	18,016,429	6,565,505
<b>Total Investing Transactions</b>	<b>18,016,429</b>	<b>6,565,505</b>
<b>Net Increase (Decrease) in Cash and Cash Equivalents</b>	<b>12,617,799</b>	<b>2,349,293</b>
<b>Cash and Cash Equivalents, beginning of year</b>	<b>158,493,646</b>	<b>156,144,353</b>
<b>Cash and Cash Equivalents, end of year</b>	<b>171,111,445</b>	<b>158,493,646</b>
<b>Cash and Cash Equivalents, end of year, is made up of:</b>		
Cash	171,111,445	158,493,646
	<b>171,111,445</b>	<b>158,493,646</b>

# School District No. 36 (Surrey)

## Notes to Financial Statements

Year Ended June 30, 2020

---

### NOTE 1 AUTHORITY AND PURPOSE

The School District operates under authority of the School Act of British Columbia as a corporation under the name of "The Board of Education of School District No. 36 (Surrey)", and operates as "School District No. 36 (Surrey)". A board of education ("the Board") is elected for a four-year term and governs the School District. The School District provides educational programs to students enrolled in its schools in the cities of Surrey and White Rock, and is principally funded by the Province of British Columbia through the Ministry of Education. School District No. 36 (Surrey) is exempt from federal and provincial corporate income taxes.

The COVID-19 outbreak was declared a pandemic by the World Health Organization in March 2020 and has had a significant financial, market and social dislocating impact worldwide. Under direction of the Provincial Health Officer, all schools suspended in-class instruction in March 2020 and the School District remained open to continue to support students and families in a variety of ways. Parents were given the choice to send their children back to school on a gradual and part-time basis beginning June 1 with new health and safety guidelines. September school start up for elementary and secondary students is also scheduled to resume with most students in full time attendance and following implementation of new health and safety guidelines.

The ongoing impact of the pandemic presents uncertainty over future cash flows and may have a significant impact on future operations including increased expenses, decreases in revenue, and timing and costs of capital project work. As the situation is dynamic and the ultimate duration and magnitude of the impact are not known, an estimate of the future financial effect on the School District is not practicable at this time.

### NOTE 2 SUMMARY OF SIGNIFICANT ACCOUNTING POLICIES

#### a) Basis of Accounting

These financial statements have been prepared in accordance with Section 23.1 of the *Budget Transparency and Accountability Act of the Province of British Columbia*. This Section requires that the financial statements be prepared in accordance with Canadian public sector accounting standards except in regard to the accounting for government transfers as set out in Notes 2(f) and 2(m).

In November 2011, Treasury Board provided a directive through Restricted Contributions Regulation 198/2011 providing direction for the reporting of restricted contributions whether they are received or receivable by the School District before or after this regulation was in effect.

As noted in Notes 2 (f) and 2 (m), Section 23.1 of the *Budget Transparency and Accountability Act* and its related regulations require the School District to recognize government transfers for the acquisition of capital assets into revenue on the same basis as the related amortization expense.

As these transfers do not contain stipulations that create a liability, Canadian public sector accounting standards would require that:

- government transfers, which do not contain a stipulation that creates a liability, be recognized as revenue by the recipient when approved by the transferor and the eligibility criteria have been met in accordance with public sector accounting standard PS3410; and
- externally restricted contributions be recognized as revenue in the period in which the resources are used for the purpose or purposes specified in accordance with public sector accounting standard PS3100.

The impact of this difference on the financial statements of the School District is as follows:

Year-ended June 30, 2020 - increase in annual surplus by \$94,637,006.

June 30, 2020 - increase in accumulated surplus by \$664,879,333 a decrease in deferred revenue by \$4,594,262 and a decrease in deferred capital revenue by \$660,285,071.



# School District No. 36 (Surrey)

## Notes to Financial Statements

Year Ended June 30, 2020

---

### NOTE 2 SUMMARY OF SIGNIFICANT ACCOUNTING POLICIES (Continued)

#### a) Basis of Accounting (cont'd)

Year-ended June 30, 2019 - increase in annual surplus by \$25,459,226.

June 30, 2019 - increase in accumulated surplus by \$573,393,602 a decrease in deferred revenue by \$3,479,361 and a decrease in deferred capital revenue by \$569,914,241.

#### b) Cash and Cash Equivalents

Cash and cash equivalents include cash on hand balances on deposit in financial institutions that are readily convertible to known amounts of cash and that are subject to an insignificant risk of change in value. These cash equivalents generally have a maturity of three months or less at acquisition and are held for the purpose of meeting short-term cash commitments rather than for investing.

#### c) Accounts Receivable

Accounts receivable are shown net of allowance for doubtful accounts.

#### d) Portfolio Investments

The School District has investments in GIC's, term deposits and bonds, that either have no maturity dates or have a maturity of greater than 3 months at the time of acquisition. GIC's, term deposits, bonds and other investments not quoted in an active market are reported at cost or amortized cost.

The School District did not include a statement of re-measurement gains and losses as there were no re-measurement transactions to report.

#### e) Unearned Revenue

Unearned revenue includes tuition fees received for courses to be delivered in future periods and receipt of proceeds for services or products to be delivered in a future period. Revenue will be recognized in that future period when the courses, services, or products are provided.

#### f) Deferred Revenue and Deferred Capital Revenue

Deferred revenue includes both government transfers and other contributions received with stipulations that meet the description of restricted contributions in the Restricted Contributions Regulation 198/2011 issued by Treasury Board. When restrictions are met, deferred revenue is recognized as revenue in the fiscal year in a manner consistent with the circumstances and evidence used to support the initial recognition of the contributions received as a liability as detailed in Note 2(m).

Funding received for the acquisition of depreciable tangible capital assets is recorded as deferred capital revenue and amortized over the life of the asset acquired as revenue in the statement of operations. This accounting treatment is not consistent with the requirements of Canadian public sector accounting standards which require that government transfers be recognized as revenue when approved by the transferor and eligibility criteria have been met unless the transfer contains a stipulation that creates a liability in which case the transfer is recognized as revenue over the period that the liability is extinguished. See Note 2(a) for the impact of this policy on these financial statements.

#### g) Employee Future Benefits

The School District provides certain post-employment benefits including vested and non-vested benefits for certain employees pursuant to certain contracts and union agreements.

# School District No. 36 (Surrey)

## Notes to Financial Statements

Year Ended June 30, 2020

---

### NOTE 2 SUMMARY OF SIGNIFICANT ACCOUNTING POLICIES *(Continued)*

#### g) Employee Future Benefits (cont'd)

The School District accrues its obligations and related costs including both vested and non-vested benefits under employee future benefit plans. Benefits include vested sick leave, accumulating non-vested sick leave, early retirement, retirement/severance, vacation, overtime and death benefits. The benefits cost is actuarially determined using the projected unit credit method pro-rated on service and using management's best estimate of expected salary escalation, termination rates, retirement rates and mortality. The discount rate used to measure obligations is based on the cost of borrowing. The cumulative unrecognized actuarial gains and losses are amortized over the expected average remaining service lifetime (EARSL) of active employees covered under the plan.

The most recent valuation of the obligation was performed at March 31, 2019 and projected to March 31, 2022. The next valuation will be performed at March 31, 2022 for use at June 30, 2022. For the purposes of determining the financial position of the plans and the employee future benefit costs, a measurement date of March 31 was adopted for all periods subsequent to July 1, 2004.

The School District and its employees make contributions to the Teachers' Pension Plan and Municipal Pension Plan. The plans are multi-employer plans where assets and obligations are not separated. The costs are expensed as incurred.

#### h) Prepaid Expenses

Materials and supplies held in central stores for use within the School District are included as a prepaid expense and stated at acquisition cost and are charged to expense over the periods expected to benefit.

#### i) Funds and Reserves

Certain amounts, as approved by the Board are set aside in accumulated surplus for future operating and capital purposes. Transfers to and from funds and reserves are an adjustment to the respective fund when approved (see Notes 14 – Interfund Transfers and Note 21 – Internally Restricted – Operating Fund).

#### j) Liability for Contaminated Sites

Contaminated sites are a result of contamination being introduced into air, soil, water or sediment of a chemical, organic or radioactive material or live organism that exceeds an environmental standard. The liability is recorded net of any expected recoveries. A liability for remediation of contaminated sites is recognized when a site is not in productive use and all the following criteria are met:

- an environmental standard exists;
- contamination exceeds the environmental standard;
- the School District:
  - is directly responsible; or
  - accepts responsibility;
- it is expected that future economic benefits will be given up; and
- a reasonable estimate of the amount can be made.

The liability is recognized as management's estimate of the cost of post-remediation including operation, maintenance and monitoring that are an integral part of the remediation strategy for a contaminated site.

# School District No. 36 (Surrey)

## Notes to Financial Statements

Year Ended June 30, 2020

---

### NOTE 2 SUMMARY OF SIGNIFICANT ACCOUNTING POLICIES *(Continued)*

#### k) Tangible Capital Assets

The following criteria apply:

- Tangible capital assets acquired or constructed are recorded at cost which includes amounts that are directly related to the acquisition, design, construction, development, improvement or betterment of the assets. Cost also includes overhead directly attributable to construction as well as interest costs that are directly attributable to the acquisition or construction of the asset.
- Donated tangible capital assets are recorded at their fair market value on the date of donation, except in circumstances where fair value cannot be reasonably determined, which are then recognized at nominal value. Transfers of capital assets from related parties are recorded at carrying value.
- Work-in-progress is recorded as an acquisition to the applicable asset class at substantial completion.
- Tangible capital assets are written down to residual value when conditions indicate they no longer contribute to the ability of the School District to provide services or when the value of future economic benefits associated with the sites and buildings are less than their net book value. The write-downs are accounted for as expenses in the Statement of Operations.
- Buildings that are demolished or destroyed are written-off.
- Works of art, historic assets and other intangible assets are not recorded as assets in these financial statements.
- The cost, less residual value, of tangible capital assets (excluding sites), is amortized on a straight-line basis over the estimated useful life of the asset. It is management's responsibility to determine the appropriate useful lives for tangible capital assets. These useful lives are reviewed on a regular basis or if significant events initiate the need to revise. Estimated useful life is as follows:

Buildings	40 years
Furniture & Equipment	10 years
Vehicles	10 years
Computer Software	5 years
Computer Hardware	5 years

#### l) Capital Leases

Leases that, from the point of view of the lessee, transfer substantially all the benefits and risks incident to ownership of the property to the School District are considered capital leases. These are accounted for as an asset and an obligation. Capital lease obligations are recorded at the present value of the minimum lease payments excluding executor costs, e.g., insurance, maintenance costs, etc. The discount rate used to determine the present value of the lease payments is the lower of the School District's rate for incremental borrowing or the interest rate implicit in the lease.

All other leases are accounted for as operating leases and the related payments are charged to expenses as incurred.

#### m) Revenue Recognition

Revenues are recognized in the period in which the transactions or events occurred that gave rise to the revenues. All revenues are recorded on an accrual basis, except when the accruals cannot be determined with a reasonable degree of certainty or when their estimation is impracticable.

# School District No. 36 (Surrey)

## Notes to Financial Statements

Year Ended June 30, 2020

---

### NOTE 2 SUMMARY OF SIGNIFICANT ACCOUNTING POLICIES *(Continued)*

#### m) Revenue Recognition (cont'd)

Contributions received or where eligibility criteria have been met are recognized as revenue except where the contribution meets the criteria for deferral as described below. Eligibility criteria are the criteria that the School District has to meet in order to receive the contributions including authorization by the transferring government.

For contributions subject to a legislative or contractual stipulation or restriction as to their use, revenue is recognized as follows:

- Non-capital contributions for specific purposes are recorded as deferred revenue and recognized as revenue in the year related expenses are incurred,
- Contributions restricted for site acquisitions are recorded as revenue when the sites are purchased, and
- Contributions restricted for tangible capital assets acquisitions other than sites are recorded as deferred capital revenue and amortized over the useful life of the related assets.

Donated tangible capital assets other than sites are recorded at fair market value and amortized over the useful life of the assets. Donated sites are recorded as revenue at fair market value when received or receivable.

The accounting treatment for restricted contributions that are government transfers is not consistent with the requirements of Canadian public sector accounting standards which require that government transfers be recognized as revenue when approved by the transferor and eligibility criteria have been met unless the transfer contains a stipulation that meets the criteria for liability recognition in which case the transfer is recognized as revenue over the period that the liability is extinguished. See note 2 (a) for the impact of this policy on these financial statements.

Revenue related to fees or services received in advance of the fee being earned or the service is performed is deferred and recognized when the fee is earned or service performed.

Investment income is reported in the period earned. When required by the funding party or related Act, investment income earned on deferred revenue is added to the deferred revenue balance.

#### n) Expenditures

Expenses are reported on an accrual basis. The cost of all goods consumed and services received during the year is expensed.

- Operating expenses are reported by function, program, and object. Whenever possible, expenditures are determined by actual identification. Additional costs pertaining to specific instructional programs, such as special and aboriginal education, are allocated to these programs. All other costs are allocated to related programs.
- Actual salaries of personnel assigned to two or more functions or programs are allocated based on the time spent in each function and program. School-based clerical salaries are allocated to school administration and partially to other programs to which they may be assigned. Principals and Vice-Principals salaries are allocated to school administration and may be partially allocated to other programs to recognize their other responsibilities.
- Employee benefits and allowances are allocated to the same programs, and in the same proportions, as the individual's salary.
- Supplies and services are allocated based on actual program identification.

# School District No. 36 (Surrey)

## Notes to Financial Statements

Year Ended June 30, 2020

---

### NOTE 2 SUMMARY OF SIGNIFICANT ACCOUNTING POLICIES (*Continued*)

#### o) Measurement Uncertainty

Preparation of financial statements in accordance with the basis of accounting described in Note 2(a) requires management to make estimates and assumptions that impact reported amounts of assets and liabilities at the date of the financial statements and revenues and expenses during the reporting periods. Significant areas requiring the use of management estimates relate to the potential impairment of assets, liabilities for contaminated sites, rates for amortization and estimated employee future benefits. Actual results could differ from those estimates.

#### p) Financial Instruments

A contract establishing a financial instrument creates, at its inception, rights and obligations to receive or deliver economic benefits. The financial assets and financial liabilities portray these rights and obligations in the financial statements. The School District recognizes a financial instrument when it becomes a party to a financial instrument contract.

Financial instruments consist of cash and cash equivalents, accounts receivable, portfolio investments, accounts payable and accrued liabilities, and other liabilities. The School District does not have any derivatives.

Except for portfolio investments in equity instruments quoted in an active market that are recorded at fair value, all financial assets and liabilities are recorded at cost or amortized cost and the associated transaction costs are added to the carrying value of these investments upon initial recognition and amortized using the effective interest rate method. Transaction costs are incremental costs directly attributable to the acquisition or issue of a financial asset or a financial liability.

All financial assets are tested annually for impairment. When financial assets are impaired, impairment losses are recorded in the statement of operations. A write-down of a portfolio investment to reflect a loss in value is not reversed for a subsequent increase in value.

For financial instruments measured using amortized cost, the effective interest rate method is used to determine interest revenue or expense.

#### q) Future Changes in Accounting Policies

**PS 3280 Asset Retirement Obligations** issued August 2018 establishes standards for recognition, measurement, presentation and disclosure of legal obligations associated with the retirement of tangible capital assets. The effective date was previously July 1, 2021, but as a result of COVID-19 pandemic, PSAB has deferred the effective date by one year. A liability will be recognized when, as at the financial reporting date:

- there is a legal obligation to incur retirement costs in relation to a tangible capital asset;
- the past transaction or event giving rise to the liability has occurred;
- it is expected that future economic benefits will be given up; and
- a reasonable estimate of the amount can be made.

Liabilities are recognized for statutory, contractual or legal obligations associated with the retirement of tangible capital assets when those obligations result from the acquisition, construction, development or normal operation of the assets. The obligations are measured initially at fair value, determined using present value methodology, and the resulting costs capitalized into the carrying amount of the related tangible capital asset. In subsequent periods, the liability is adjusted for accretion and any changes in the amount or timing of the underlying future cash flows. The capitalized asset retirement cost is amortized on the same basis as the related asset and accretion expense is included in the Statement of Operations.

# School District No. 36 (Surrey)

## Notes to Financial Statements

Year Ended June 30, 2020

---

### NOTE 2 SUMMARY OF SIGNIFICANT ACCOUNTING POLICIES *(Continued)*

#### q) Future Changes in Accounting Policies (Cont'd)

A modified retroactive application has been recommended by Government pending approval in the Fall of 2020. Management is in the process of assessing the impact of adopting this standard on the School District's financial results.

**PS 3400 Revenue** issued November 2018 establishes standards on how to account for and report on revenue. Specifically, it differentiates between revenue arising from transactions that include performance obligations, referred to as "exchange transactions", and transactions that do not have performance obligations, referred to as "non-exchange transactions".

Revenue from transactions with performance obligations should be recognized when (or as) the School District satisfies a performance obligation by providing the promised goods or services to a payor.

Revenue from transactions with no performance obligations should be recognized when a school district:

- (a) has the authority to claim or retain an inflow of economic resources; and
- (b) identifies a past transaction or event that gives rise to an asset.

This standard may be applied retroactively or prospectively. Management is in the process of assessing the impact of adopting this standard on the School District's financial results.

### NOTE 3 ECONOMIC DEPENDENCE

The operations of the School District are dependent on continued funding from the Ministry of Education and various governmental agencies to carry out its programs. These financial statements have been prepared on a going concern basis.

### NOTE 4 ACCOUNTS RECEIVABLE

	<b>June 30, 2020</b>	<b>June 30, 2019</b>
Due from Federal Government	\$ 4,533,599	\$ 3,355,305
Trade accounts receivable	644,534	365,480
Interest receivable	-	150,225
Payroll accounts receivable	77,769	106,972
Other accounts receivable	73,289	264,750
School site acquisition charges	1,177,640	1,516,645
	<u><b>\$ 6,506,831</b></u>	<u><b>\$ 5,759,377</b></u>

# School District No. 36 (Surrey)

## Notes to Financial Statements

Year Ended June 30, 2020

### NOTE 5 PORTFOLIO INVESTMENTS

Investments consist of bank GIC, bank corporate, provincial and municipal bonds.

	June 30, 2020			June 30, 2019		
	Effective Fair Value Yield	Cost	Fair Value	Effective Fair Value Yield	Cost	Fair Value
Bank term investments	0.00%	-	-	2.80%	\$ 5,266,871	\$ 5,223,464
Fixed income securities						
Bank corporate	0.00%	-	-	2.81%	11,371,825	11,402,495
Provincial bonds	0.00%	-	-	0.00%	-	-
Municipal bonds	0.00%	-	-	3.05%	1,377,733	1,438,789
Total Portfolio Investments		<u>\$ -</u>	<u>\$ -</u>		<u>\$ 18,016,429</u>	<u>\$ 18,064,748</u>

### NOTE 6 ACCOUNTS PAYABLE – OTHER

	June 30, 2020	June 30, 2019
Trade payables	\$ 16,945,837	\$ 19,935,660
Lien Holdbacks	10,518,395	1,924,816
Other	87,100	150,833
	<u>\$ 27,551,332</u>	<u>\$ 22,011,309</u>

### NOTE 7 UNEARNED REVENUE

Unearned revenue as at June 30<sup>th</sup>, 2020

	Balance, June 30, 2019	Increases to Unearned Revenue	Revenue recognized in the period	Balance, June 30, 2020
	\$	\$	\$	\$
Tuition Fees	14,757,700	15,466,884	(17,033,280)	13,191,304
Rental/Lease of Facilities	141,793	2,435,414	(2,485,588)	91,619
Total	<u>14,899,493</u>	<u>17,902,298</u>	<u>(19,518,868)</u>	<u>13,282,923</u>

Unearned revenue as at June 30<sup>th</sup>, 2019

	Balance, June 30, 2018	Increases to Unearned Revenue	Revenue recognized in the period	Balance, June 30, 2019
	\$	\$	\$	\$
Tuition Fees	13,728,769	16,842,678	(15,813,747)	14,757,700
Rental/Lease of Facilities	95,931	3,294,929	(3,249,067)	141,793
Total	<u>13,824,700</u>	<u>20,137,607</u>	<u>(19,062,814)</u>	<u>14,899,493</u>

# School District No. 36 (Surrey)

## Notes to Financial Statements

Year Ended June 30, 2020

### NOTE 8 DEFERRED REVENUE

Deferred revenue includes unspent grants and contributions received that meet the description of a restricted contribution in the Restricted Contributions Regulation 198/2011 issued by Treasury Board, i.e., the stipulations associated with those grants and contributions have not yet been fulfilled.

Deferred Revenue as at June 30<sup>th</sup>, 2020

	Balance, June 30, 2019	Contributions received	Revenue recognized in the period	Balance, June 30, 2020
	\$	\$	\$	\$
Provincial Grants - Ministry of Education	1,067,105	53,711,924	(52,998,910)	1,780,119
Provincial Grants - Other	568,088	678,153	(489,076)	757,165
Federal Grants	47,420	824,956	(800,302)	72,074
Other	6,917,176	15,996,346	(15,621,527)	7,291,995
Investment Income	-	18,848	(18,848)	-
<b>Total</b>	<b>8,599,789</b>	<b>71,230,227</b>	<b>(69,928,663)</b>	<b>9,901,353</b>

Deferred Revenue as at June 30<sup>th</sup>, 2019

	Balance, June 30, 2018	Contributions received	Revenue recognized in the period	Balance, June 30, 2019
	\$	\$	\$	\$
Provincial Grants - Ministry of Education	1,515,867	48,916,911	(49,365,673)	1,067,105
Provincial Grants - Other	467,681	770,000	(669,593)	568,088
Federal Grants	63,461	964,795	(980,836)	47,420
Other	6,258,545	19,759,405	(19,100,774)	6,917,176
Investment Income	-	15,858	(15,858)	-
<b>Total</b>	<b>8,305,554</b>	<b>70,426,969</b>	<b>(70,132,734)</b>	<b>8,599,789</b>



# School District No. 36 (Surrey)

## Notes to Financial Statements

Year Ended June 30, 2020

### NOTE 9 DEFERRED CAPITAL REVENUE

Deferred capital revenue includes grants and contributions received that are restricted by the contributor for the acquisition of tangible capital assets that meet the description of a restricted contribution in the Restricted Contributions Regulation 198/2011 issued by Treasury Board. Once spent, the contributions are amortized into revenue over the life of the asset acquired. Detailed information about the changes in deferred capital revenue is included in Schedules 4C and 4D.

	2020 \$	2019 \$
Deferred Capital Revenue, (includes Work in progress), beginning of year, July 1st.	576,071,176	550,906,185
Increases:		
Provincial Grants - MOE	159,153,297	53,484,815
Provincial Grants - Other	2,926,203	184,582
Local Government Site Fees	2,080,611	2,847,978
Investment Income	151,231	187,226
	<u>164,311,342</u>	<u>56,704,601</u>
Decreases:		
Transfers to revenue - site purchases	45,862,990	8,335,853
Amortization of Deferred Capital Revenue	25,112,910	23,203,757
	<u>70,975,900</u>	<u>31,539,610</u>
Net Change for the year	93,335,442	25,164,991
Deferred Capital Revenue (includes Work in Progress), end of year, June 30th.	<u><b>669,406,618</b></u>	<u><b>576,071,176</b></u>

Work in progress amount as of June 30, 2020 was \$138,546,267 (June 30, 2019: \$42,878,667 ).

# School District No. 36 (Surrey)

## Notes to Financial Statements

Year Ended June 30, 2020

### NOTE 10 EMPLOYEE FUTURE BENEFITS

Benefits include vested sick leave, accumulating non-vested sick leave, early retirement, retirement/severance and death benefits. Funding is provided when the benefits are paid and accordingly, there are no plan assets. Although no plan assets are uniquely identified, the School District has provided for the payment of these benefits.

	<u>June 30, 2020</u>	<u>June 30, 2019</u>
	\$	\$
<b>Reconciliation of Accrued Benefit Obligation</b>		
Accrued Benefit Obligation – April 1	14,424,654	14,021,951
Service Cost	724,634	852,461
Interest Cost	346,498	381,090
Benefit Payments	(1,817,292)	(2,124,241)
Increase (Decrease) in Obligation Due to Plan Amendment	-	(50,290)
Actuarial (Gain) Loss	(568,267)	1,343,683
Accrued Benefit Obligation – March 31	<u>13,110,227</u>	<u>14,424,654</u>
<b>Reconciliation of Funded Status at End of Fiscal Year</b>		
Accrued Benefit Obligation - March 31	13,110,227	14,424,654
Market Value of Plan Assets - March 31	-	-
Funded Status - Surplus (Deficit)	(13,110,227)	(14,424,654)
Employer Contributions After Measurement Date	98,836	290,766
Benefits Expense After Measurement Date	(263,652)	(267,783)
Unamortized Net Actuarial (Gain) Loss	(223,259)	470,264
<b>Accrued Benefit Asset (Liability) - June 30</b>	<u>(13,498,302)</u>	<u>(13,931,407)</u>
<b>Reconciliation of Change in Accrued Benefit Liability</b>		
Accrued Benefit Liability (Asset) - July 1	13,931,407	14,990,396
Net Expense for Fiscal Year	1,192,257	1,111,670
Employer Contributions	(1,625,362)	(2,170,659)
Accrued Benefit Liability (Asset) - June 30	<u>13,498,302</u>	<u>13,931,407</u>
<b>Components of Net Benefit Expense</b>		
Service Cost	734,224	820,504
Interest Cost	332,777	372,442
Immediate Recognition of Plan Amendment	-	(50,290)
Amortization of Net Actuarial (Gain)/Loss	125,256	(30,986)
Net Benefit Expense (Income)	<u>1,192,257</u>	<u>1,111,670</u>

# School District No. 36 (Surrey)

## Notes to Financial Statements

Year Ended June 30, 2020

---

### NOTE 10 EMPLOYEE FUTURE BENEFITS *(Continued)*

The significant actuarial assumptions adopted for measuring the School District's accrued benefit obligations are:

	<b>2020</b>	<b>2019</b>
Discount Rate – April 1	2.50%	2.75%
Discount Rate – March 31	2.25%	2.50%
Long Term Salary Growth – April 1	2.50% + seniority	2.50% + seniority
Long Term Salary Growth – March 31	2.50% + seniority	2.50% + seniority
EARSL – March 31	8.6 years	8.6 years

### NOTE 11 OTHER LIABILITIES

Vacation pay and banked overtime are recognized as an expense at the time the entitlement is earned through service.

	<b>June 30, 2020</b>	<b>June 30, 2019</b>
	\$	\$
Salaries and Benefits Payable	60,239,407	55,897,189
Accrued Vacation Payable	8,361,280	7,561,129
	<b><u>68,600,687</u></b>	<b><u>63,458,318</u></b>

# School District No. 36 (Surrey)

## Notes to Financial Statements

Year Ended June 30, 2020

### NOTE 12 EMPLOYEE PENSION PLANS

The School District and its employees contribute to the Teachers' Pension Plan and Municipal Pension Plan, jointly trustee pension plans. The board of trustees for these plans, representing plan members and employers, are responsible for administering the plans, including investing assets and administering benefits. The plans are multi-employer defined benefit pension plans. Basic pension benefits provided are based on a formula. Defined contribution plan accounting is applied to the plans as the plan exposes the participating entities to actuarial risks associated with the current and former employees of other entities, with the result that there is no consistent and reliable basis for allocating the obligation, plan assets and cost to individual entities participating in the plan. The School District's employer contributions to these plans in the fiscal year ended June 30, 2020 were \$60,459,152, (2019: \$60,149,911).

#### Teachers' Pension Plan

Every three years, an actuarial valuation is performed to assess the financial position of the plans and the adequacy of plan funding. The most recent actuarial valuation of the Teachers' Pension Plan as at December 31, 2017, indicated a \$1,656 million surplus for basic pension benefits on a going concern basis. As a result of the 2017 basic account actuarial valuation surplus, plan enhancements and contribution rate adjustments were made; the remaining \$644 million surplus was transferred to the rate stabilization account. The next valuation will be as at December 31, 2020 with results available in 2021.

As of December 31, 2019, The Teachers' Pension Plan has about 49,000 active members from school districts, and approximately 39,000 retired members from school districts.

Teacher Pension Plan is determined on a formula based on contribution rates as a percentage of salary. The following rates were used for 2020 and 2019 fiscal years.

For 2020		Employer
Flat percent of salary		11.30%
For 2019		Employer
Flat percent of salary		11.30%

(YMPE for 2019 set at \$57,400)

#### Municipal Pension Plan

The most recent actuarial valuation for the Municipal Pension Plan as at December 31, 2018, indicated a \$2,866 million funding surplus for basic pension benefits and a balance of \$2,485 million in the rate stabilization account. The next valuation will be December 31, 2021 with results available in 2022.

As of December 31, 2019, The Municipal Pension Plan has about 213,000 active members, of which approximately 27,000 are from school districts.

Municipal Pension Plan is determined on a formula based on contribution rate of 9.69% of salary for 2020 (2019: 9.96%).

**School District No. 36 (Surrey)**  
**Notes to Financial Statements**  
Year Ended June 30, 2020

**NOTE 13 TANGIBLE CAPITAL ASSETS**

<b>June 30, 2020</b>	<b>Land</b>	<b>Building</b>	<b>Furniture and Equipment</b>	<b>Vehicles</b>	<b>Computer Software</b>	<b>Computer Hardware</b>	<b>2020 Total</b>
	<b>\$</b>	<b>\$</b>	<b>\$</b>	<b>\$</b>	<b>\$</b>	<b>\$</b>	<b>\$</b>
Cost							
Beginning of year	330,101,120	1,202,072,143	46,568,570	8,688,402	3,228,752	18,568,187	<b>1,609,227,174</b>
Additions	66,747,061	128,882,055	9,814,086	1,523,024	-	3,545,321	<b>210,511,547</b>
Disposals	(297,726)	-	-	-	-	-	<b>(297,726)</b>
Deemed Disposals	-	-	(3,217,611)	(362,718)	(945,940)	(1,223,510)	<b>(5,749,779)</b>
Closing Balance	396,550,455	1,330,954,198	53,165,045	9,848,708	2,282,812	20,889,998	<b>1,813,691,216</b>
Accumulated Amortization							
Beginning Balance		517,727,045	19,466,121	2,926,416	1,882,586	7,113,253	<b>549,115,421</b>
Amortization		27,601,637	4,986,681	926,831	551,157	3,945,818	<b>38,012,124</b>
Disposals		-	-	-	-	-	<b>-</b>
Deemed Disposals		-	(3,217,611)	(362,718)	(945,940)	(1,223,510)	<b>(5,749,779)</b>
Closing Balance		545,328,682	21,235,191	3,490,529	1,487,803	9,835,561	<b>581,377,766</b>
Net Book Value	396,550,455	785,625,516	31,929,854	6,358,179	795,009	11,054,437	<b>1,232,313,450</b>

Cost at June 30<sup>th</sup>, 2020, includes work in progress on Buildings for \$155,340,168 that is not being amortized. Amortization of these assets will commence when the asset is put into service.

**School District No. 36 (Surrey)**  
**Notes to Financial Statements**  
Year Ended June 30, 2020

**NOTE 13 TANGIBLE CAPITAL ASSETS** *(Continued)*

<b>June 30, 2019</b>	<b>Land</b>	<b>Building</b>	<b>Furniture and Equipment</b>	<b>Vehicles</b>	<b>Computer Software</b>	<b>Computer Hardware</b>	<b>2019 Total</b>
	<b>\$</b>	<b>\$</b>	<b>\$</b>	<b>\$</b>	<b>\$</b>	<b>\$</b>	<b>\$</b>
Cost							
Beginning of year	321,765,267	1,152,096,806	41,895,089	8,025,443	2,659,827	14,021,033	<b>1,540,463,465</b>
Additions	8,335,853	49,975,337	7,465,140	1,706,011	481,975	5,844,739	<b>73,809,055</b>
Disposals	-	-	-	-	-	-	-
Deemed Disposals	-	-	(2,791,659)	(1,043,052)	86,950	(1,297,585)	<b>(5,045,346)</b>
Closing Balance	330,101,120	1,202,072,143	46,568,570	8,688,402	3,228,752	18,568,187	<b>1,609,227,174</b>
Accumulated Amortization							
Beginning Balance		490,539,687	17,834,597	3,133,775	1,206,778	5,151,916	<b>517,866,753</b>
Amortization		27,187,358	4,423,183	835,693	588,858	3,258,922	<b>36,294,014</b>
Disposals		-	-	-	-	-	-
Deemed Disposals		-	(2,791,659)	(1,043,052)	86,950	(1,297,585)	<b>(5,045,346)</b>
Closing Balance		517,727,045	19,466,121	2,926,416	1,882,586	7,113,253	<b>549,115,421</b>
Net Book Value	330,101,120	684,345,098	27,102,449	5,761,986	1,346,166	11,454,934	<b>1,060,111,753</b>

Cost at June 30<sup>th</sup>, 2019, includes work in progress on Buildings for \$47,747,132 that is not being amortized. Amortization of these assets will commence when the asset is put into service.

# School District No. 36 (Surrey)

## Notes to Financial Statements

Year Ended June 30, 2020

---

### NOTE 14 INTERFUND TRANSFERS

The School District manages their accounts using three different funds – operating, special purpose and capital. Transfers between funds during the current year are as follows:

- Transfers of \$12,835,330 (2019: \$12,816,350) from the operating fund and \$2,599,222 (2019: \$239,713) from the special purpose fund, totalling \$15,434,552 (2019: \$13,056,063) to the capital fund, were made to purchase various capital assets;
- Transfers of \$6,445,237 (2019: \$nil) from the operating fund to the capital fund's local capital were made for the School District's commitment to approved government capital projects, furniture and equipment, vehicles and other infrastructure upgrades.

### NOTE 15 RELATED PARTY TRANSACTIONS

The School District is related through common ownership to all Province of British Columbia ministries, agencies, school districts, health authorities, colleges, universities, and crown corporations. Transactions with these entities, unless disclosed separately, are considered to be in the normal course of operations and are recorded at the exchange amount.

### NOTE 16 OPERATING LEASE OBLIGATIONS

The School District has operating lease agreements for facilities that require payments over the next five fiscal years ending June 30 as follows:

2021	\$573,806
2022	\$237,123
2023	\$199,890
2024	\$199,890
2025	\$83,287

# School District No. 36 (Surrey)

## Notes to Financial Statements

Year Ended June 30, 2020

---

### NOTE 17 CONTRACTUAL OBLIGATIONS

The School District has a total of \$96,325,338 (2019: \$142,351,149) of contractual obligations at year end related to the construction or renovation of buildings, which are funded from deferred capital revenues of Ministry of Education Bylaw capital, Restricted Capital, Land Capital, Local Capital Reserve funds and operating funds. Disclosure relates to the unperformed portion of the contracts.

#### Contractual Commitments:

Grandview Heights Area Secondary	\$ 25,244,991
Regent Road Elementary	21,311,011
Sullivan Heights Secondary	19,458,244
Maddaugh Road Elementary	7,831,681
Edgewood Drive Elementary	5,553,893
Sullivan Elementary	5,285,766
Douglas Elementary	4,097,144
Coyote Creek Elementary	1,317,470
Portables	1,097,879
Frost Road Elementary	869,443
George Greenaway Elementary	761,543
Holly Elementary	675,442
Prince Charles Elementary	610,553
Grandview Heights Elementary	563,852
Pacific Heights Elementary	413,109
Latimer Road Elementary	360,733
Ta'Talu Elementary	352,024
Mary Jane Shannon Elementary	153,061
Erma Stephenson Elementary	132,080
Panorama Park Elementary	94,536
South Newton Elementary	49,389
McLeod Road Traditional Elementary	22,705
White Rock Elementary	19,314
Darts Hill Elementary	16,632
Redwoods Elementary	12,761
Elgin Park Secondary	12,680
Earl Marriott Secondary	7,402
<b>Total Construction Commitments</b>	<b>\$ 96,325,338</b>



# School District No. 36 (Surrey)

## Notes to Financial Statements

Year Ended June 30, 2020

### NOTE 18 CONTINGENT LIABILITIES

In the ordinary course of operations, the School District has legal proceedings brought against it and provisions have been included in liabilities where appropriate. It is the opinion of management that final determination of these claims will not have a material effect on the financial position or operations of the School District. The resulting loss on the District, if any, will be recorded in the period in which it is determinable.

### NOTE 19 ASSET RETIREMENT OBLIGATION

Legal liabilities may exist for the removal or disposal of asbestos in schools that will undergo major renovations or demolition. The value of the liability for asbestos removal or disposal will be recognized in the period in which a reasonable estimate of fair value can be made. As at June 30, 2020 the liability is not reasonably determinable.

### NOTE 20 EXPENSE BY OBJECT

	2020	2019
Salaries and Benefits	\$ 708,300,926	\$ 666,534,197
Services and Supplies	73,850,044	88,702,497
Amortization	38,012,124	36,294,014
<b>Total</b>	<b>\$ 820,163,094</b>	<b>\$ 791,530,708</b>

### NOTE 21 INTERNALLY RESTRICTED – OPERATING FUND

The School District attributes a portion of the accumulated surplus to an internal operating fund and internally restricts for 2020: \$30,353,273 (2019: \$19,098,138). The detail of the internal restricted items are as follows:

2020-2021 Operating Budget	\$ 16,507,036
COVID Related Cleaning, Health & Safety, and Other Costs	9,107,285
Net School Operating Balances	2,710,194
Learning Resources Balance	1,588,715
Aboriginal Education Targeted Funds	440,043
<b>Total Internally Restricted Items</b>	<b>\$ 30,353,273</b>

# School District No. 36 (Surrey)

## Notes to Financial Statements

Year Ended June 30, 2020

### NOTE 22 BUDGET FIGURES

Budget figures included in the financial statements are the School District's amended annual budget adopted by the Board of Education on February 13<sup>th</sup>, 2019 and reflect more current estimates on student full time equivalents, revenues and expenditures.

	Original Budget \$	Amended Budget \$	Change \$
Statement 2			
Revenue			
Provincial Grants			
Ministry of Education	742,959,056	785,664,117	42,705,061
Other	1,005,875	924,153	(81,722)
Municipal Grants Spent on Sites	-	1,500,000	1,500,000
Federal Grants	2,955,807	4,004,808	1,049,001
Tuition	16,757,667	16,828,107	70,440
Other Revenues	19,357,299	21,191,348	1,834,049
Rental and Leases	2,738,500	3,140,000	401,500
Investment Income	2,211,000	3,013,700	802,700
Gain on Disposal of Tangible Capital Assets	-	4,374,510	4,374,510
Amortization of Deferred Capital Revenue	24,650,000	25,168,926	518,926
Total Revenue	812,635,204	865,809,669	53,174,465
Expenses			
Instruction	680,202,605	696,318,476	16,115,871
District Administration	18,596,151	18,176,634	(419,517)
Operations and Maintenance	113,103,289	118,948,584	5,845,295
Transportation and Housing	7,077,520	6,939,768	(137,752)
Total Expense	818,979,565	840,383,462	21,403,897
Net Revenue (Expense)	(6,344,361)	25,426,207	31,770,568
Budgeted Allocation of Surplus (Deficit)	7,133,506	11,878,403	4,744,897
Budgeted Surplus (Deficit) for the Year	789,145	37,304,610	36,515,465
Statement 4			
Surplus (Deficit) for the year	(6,344,361)	25,426,207	31,770,568
Effect of change in Tangible Capital Assets			
Acquisition of Tangible Capital Assets	(94,007,568)	(200,821,437)	(106,813,869)
Amortization of Tangible Capital Assets	36,100,000	38,107,128	2,007,128
Net Carrying Value of Tangible Capital Assets Disposed of	-	292,280	292,280
Total Effects of change in Tangible Assets	(57,907,568)	(162,422,029)	(104,514,461)
(Increase) Decrease in Net Financial Assets (Debt)			
before Net Remeasurement Gains (Losses)	(64,251,929)	(136,995,822)	(72,743,893)

#### Statement 2

The significant changes between the original budget and amended were:

#### Revenues:

- Ministry Grants – Amended to reflect actual Operating grant adjustments of \$9.9 million, Special Purpose of \$4.2 million, including Classroom Enhancement funds of \$4.0 million, and anticipated capital revenue \$28.6 million.
- Federal Grants – Amended to reflect an increase in grants from the Government of Canada for Settlement Workers in Schools and for Youth Employment Strategy Skills Link.
- Other Revenue – Amended to reflect an increase in Special Purpose, including School Generated funds of \$1.0 million.

# School District No. 36 (Surrey)

## Notes to Financial Statements

Year Ended June 30, 2020

---

### NOTE 22 BUDGET FIGURES *(Continued)*

Expenses:

- Instruction – Recognition of Board approved use of internally restricted funds from 2019 and increased teacher and education assistant staffing required to address additional student growth.
- Operations and Maintenance –higher projected Amortization of Tangible Capital Assets and Portable Move costs.

Statement 4

The significant changes between original budget and amended were:

- Revised forecast of Acquisition of Tangible Capital Assets
- Increase in anticipated Amortization of Capital assets

### NOTE 23 RISK MANAGEMENT

The School District has exposure to the following risks from its use of financial instruments: credit risk, market risk and liquidity risk.

The Board ensures that the School District has identified its risks and ensures that management monitors and controls them.

a) Credit risk:

Credit risk is the risk of financial loss to an institution if a customer or counterparty to a financial instrument fails to meet its contractual obligations. Such risks arise principally from certain financial assets held consisting of cash, amounts receivable and investments.

The School District is exposed to credit risk in the event of non-performance by a borrower. This risk is mitigated as most amounts receivable are due from the Province and are collectible.

It is management's opinion that the School District is not exposed to significant credit risk associated with its cash deposits and investments as they are placed in recognized Canadian and British Columbia financial institutions.

b) Market risk:

Market risk is the risk that the fair value or future cash flows of a financial instrument will fluctuate because of changes in market prices. Market risk is comprised of currency risk and interest rate risk.

Currency risk is the risk that the fair value or future cash flows of a financial instrument will fluctuate because of changes in the foreign exchange rates. It is management's opinion that the School District is not exposed to significant currency risk, as amounts held and purchases made in foreign currency are insignificant.

Interest rate risk is the risk that the fair value or future cash flows of a financial instrument will fluctuate because of changes in the market interest rates. The School District is exposed to interest rate risk through its investments. The investment objectives are on protecting investments rather than the potential for superior returns. The school district has very low tolerance for risk with investments and prefers a low degree of price volatility.

c) Liquidity risk:

Liquidity risk is the risk that the School District will not be able to meet its financial obligations as they become due.

# **School District No. 36 (Surrey)**

## **Notes to Financial Statements**

Year Ended June 30, 2020

---

**NOTE 23      RISK MANAGEMENT** *(Continued)*

The School District manages liquidity risk by continually monitoring actual and forecasted cash flows from operations and anticipated investing activities to ensure, as far as possible, that it will always have sufficient liquidity to meet its liabilities when due, under both normal and stressed conditions, without incurring unacceptable losses or risking damage to the School District's reputation.

Risk Management and insurance services for all school districts in British Columbia are provided by the Risk Management Branch of the Ministry of Finance. There have been no changes to risk exposure from 2019 related to credit, market or liquidity risks.

# School District No. 36 (Surrey)

Schedule 1 (Unaudited)

Schedule of Changes in Accumulated Surplus (Deficit) by Fund  
Year Ended June 30, 2020

	Operating Fund	Special Purpose Fund	Capital Fund	2020 Actual	2019 Actual
	\$	\$	\$	\$	\$
Accumulated Surplus (Deficit), beginning of year	25,556,097		533,228,751	558,784,848	551,200,043
Changes for the year					
Surplus (Deficit) for the year	24,077,743	2,599,222	38,613,176	65,290,141	7,584,805
Interfund Transfers					
Tangible Capital Assets Purchased	(12,835,330)	(2,599,222)	15,434,552	-	
Local Capital	(6,445,237)		6,445,237	-	
Net Changes for the year	4,797,176	-	60,492,965	65,290,141	7,584,805
Accumulated Surplus (Deficit), end of year - Statement 2	30,353,273	-	593,721,716	624,074,989	558,784,848

# School District No. 36 (Surrey)

Schedule 2 (Unaudited)

Schedule of Operating Operations

Year Ended June 30, 2020

	2020 Budget	2020 Actual	2019 Actual
	\$	\$	\$
<b>Revenues</b>			
Provincial Grants			
Ministry of Education	702,349,453	711,453,365	668,525,475
Other	382,133	392,750	431,235
Federal Grants	3,082,789	3,148,023	2,826,529
Tuition	16,828,107	17,033,280	15,813,747
Other Revenue	2,594,330	2,246,162	2,890,247
Rentals and Leases	3,140,000	2,485,588	3,249,067
Investment Income	2,100,000	2,140,102	2,592,279
<b>Total Revenue</b>	<b>730,476,812</b>	<b>738,899,270</b>	<b>696,328,579</b>
<b>Expenses</b>			
Instruction	624,502,773	621,413,603	590,112,753
District Administration	18,176,634	14,967,372	14,879,579
Operations and Maintenance	78,409,977	73,252,023	74,373,393
Transportation and Housing	6,894,387	5,188,529	5,977,948
<b>Total Expense</b>	<b>727,983,771</b>	<b>714,821,527</b>	<b>685,343,673</b>
<b>Operating Surplus (Deficit) for the year</b>	<b>2,493,041</b>	<b>24,077,743</b>	<b>10,984,906</b>
<b>Budgeted Appropriation (Retirement) of Surplus (Deficit)</b>	<b>11,878,403</b>		
<b>Net Transfers (to) from other funds</b>			
Tangible Capital Assets Purchased	(14,303,578)	(12,835,330)	(12,816,350)
Local Capital	(67,866)	(6,445,237)	-
<b>Total Net Transfers</b>	<b>(14,371,444)</b>	<b>(19,280,567)</b>	<b>(12,816,350)</b>
<b>Total Operating Surplus (Deficit), for the year</b>	<b>-</b>	<b>4,797,176</b>	<b>(1,831,444)</b>
<b>Operating Surplus (Deficit), beginning of year</b>		<b>25,556,097</b>	<b>27,387,541</b>
<b>Operating Surplus (Deficit), end of year</b>		<b>30,353,273</b>	<b>25,556,097</b>
<b>Operating Surplus (Deficit), end of year</b>			
Internally Restricted		<b>30,353,273</b>	<b>19,098,138</b>
Unrestricted		-	<b>6,457,959</b>
<b>Total Operating Surplus (Deficit), end of year</b>		<b>30,353,273</b>	<b>25,556,097</b>

# School District No. 36 (Surrey)

Schedule 2A (Unaudited)

Schedule of Operating Revenue by Source

Year Ended June 30, 2020

	2020 Budget	2020 Actual	2019 Actual
	\$	\$	\$
<b>Provincial Grants - Ministry of Education</b>			
Operating Grant, Ministry of Education	683,840,866	<b>685,270,252</b>	656,826,581
ISC/LEA Recovery	(98,570)	<b>(122,892)</b>	(98,570)
Other Ministry of Education Grants			
Pay Equity	6,861,222	<b>6,861,224</b>	6,861,224
Funding for Graduated Adults	1,886,031	<b>2,638,726</b>	1,651,233
Transportation Supplement	72,999	<b>72,999</b>	72,999
Economic Stability Dividend			819,358
Carbon Tax Grant	490,000	<b>489,466</b>	489,466
Employer Health Tax Grant	5,605,276	<b>5,605,276</b>	1,703,330
Support Staff Wage Increase Funding	3,025,133	<b>2,805,458</b>	
Teachers' Labour Settlement Funding		<b>7,923,672</b>	
Benefit Funding	620,777	<b>620,777</b>	483,060
Other Miscellaneous	45,719	<b>59,650</b>	85,719
Compliance Audit Recovery		<b>(771,243)</b>	(368,925)
<b>Total Provincial Grants - Ministry of Education</b>	<b>702,349,453</b>	<b>711,453,365</b>	<b>668,525,475</b>
<b>Provincial Grants - Other</b>	<b>382,133</b>	<b>392,750</b>	<b>431,235</b>
<b>Federal Grants</b>	<b>3,082,789</b>	<b>3,148,023</b>	<b>2,826,529</b>
<b>Tuition</b>			
Continuing Education	1,150,000	<b>1,209,328</b>	1,052,420
International and Out of Province Students	15,678,107	<b>15,823,952</b>	14,761,327
<b>Total Tuition</b>	<b>16,828,107</b>	<b>17,033,280</b>	<b>15,813,747</b>
<b>Other Revenues</b>			
Funding from First Nations	98,570	<b>122,892</b>	98,570
Miscellaneous			
Teaching Kitchen	837,000	<b>526,407</b>	783,348
Energy Management	174,405	<b>127,500</b>	118,045
WorkSafe BC	600,000	<b>651,221</b>	523,174
Other Miscellaneous	884,355	<b>818,142</b>	1,367,110
<b>Total Other Revenue</b>	<b>2,594,330</b>	<b>2,246,162</b>	<b>2,890,247</b>
<b>Rentals and Leases</b>	<b>3,140,000</b>	<b>2,485,588</b>	<b>3,249,067</b>
<b>Investment Income</b>	<b>2,100,000</b>	<b>2,140,102</b>	<b>2,592,279</b>
<b>Total Operating Revenue</b>	<b>730,476,812</b>	<b>738,899,270</b>	<b>696,328,579</b>

**School District No. 36 (Surrey)**

Schedule 2B (Unaudited)

Schedule of Operating Expense by Object

Year Ended June 30, 2020

	2020 Budget	2020 Actual	2019 Actual
	\$	\$	\$
<b>Salaries</b>			
Teachers	336,372,615	<b>343,162,204</b>	324,955,436
Principals and Vice Principals	32,457,502	<b>32,413,584</b>	30,743,477
Educational Assistants	71,972,638	<b>70,845,590</b>	64,570,137
Support Staff	59,430,996	<b>58,302,305</b>	54,734,038
Other Professionals	10,537,945	<b>10,567,804</b>	9,845,766
Substitutes	23,580,499	<b>19,111,788</b>	18,963,255
<b>Total Salaries</b>	<b>534,352,195</b>	<b>534,403,275</b>	503,812,109
<b>Employee Benefits</b>	125,258,781	<b>123,960,643</b>	116,226,446
<b>Total Salaries and Benefits</b>	<b>659,610,976</b>	<b>658,363,918</b>	620,038,555
<b>Services and Supplies</b>			
Services	23,747,117	<b>18,658,733</b>	20,251,535
Student Transportation	5,702,778	<b>4,021,175</b>	4,973,330
Professional Development and Travel	3,025,667	<b>1,881,140</b>	2,464,059
Rentals and Leases	900,571	<b>860,145</b>	900,408
Dues and Fees	1,187,480	<b>1,130,697</b>	1,522,377
Insurance	1,636,970	<b>1,485,551</b>	1,405,072
Supplies	21,479,677	<b>18,397,897</b>	22,397,086
Utilities	10,692,535	<b>10,022,271</b>	11,391,251
<b>Total Services and Supplies</b>	<b>68,372,795</b>	<b>56,457,609</b>	65,305,118
<b>Total Operating Expense</b>	<b>727,983,771</b>	<b>714,821,527</b>	685,343,673



# School District No. 36 (Surrey)

Schedule 2C (Unaudited)

Operating Expense by Function, Program and Object

Year Ended June 30, 2020

	Teachers Salaries	Principals and Vice Principals Salaries	Educational Assistants Salaries	Support Staff Salaries	Other Professionals Salaries	Substitutes Salaries	Total Salaries
	\$	\$	\$	\$	\$	\$	\$
<b>1 Instruction</b>							
1.02 Regular Instruction	262,994,256	7,577,662	125,146	5,741,597	769,299	9,399,752	286,607,712
1.03 Career Programs	3,512,845	123,317		1,393,020		155,777	5,184,959
1.07 Library Services	6,945,350			690,490	77,774	276,733	7,990,347
1.08 Counselling	8,811,386					315,667	9,127,053
1.10 Special Education	39,379,031		67,339,697	923,428		5,296,272	112,938,428
1.30 English Language Learning	12,940,644		482,140			461,673	13,884,457
1.31 Indigenous Education	1,040,748	127,553	1,526,117	78,402	169,857	213,100	3,155,777
1.41 School Administration	3,198	23,195,684		13,461,850	79,553	722,731	37,463,016
1.60 Summer School	1,948,319	233,290	66,188	195,602			2,443,399
1.61 Continuing Education	413,216	35,145		33			448,394
1.62 International and Out of Province Students	4,491,110	436,987	64,498	1,122,581	334,856	196,786	6,646,818
1.64 Other	283,580	52,584	1,235,236	137,796	105,291	7,322	1,821,809
<b>Total Function 1</b>	<b>342,763,683</b>	<b>31,782,222</b>	<b>70,839,022</b>	<b>23,744,799</b>	<b>1,536,630</b>	<b>17,045,813</b>	<b>487,712,169</b>
<b>4 District Administration</b>							
4.11 Educational Administration	306,104	140,577		145,288	1,875,759		2,467,728
4.40 School District Governance				252,122	411,292		663,414
4.41 Business Administration	8,801	490,785		3,175,904	3,613,347	3,639	7,292,476
<b>Total Function 4</b>	<b>314,905</b>	<b>631,362</b>	<b>-</b>	<b>3,573,314</b>	<b>5,900,398</b>	<b>3,639</b>	<b>10,423,618</b>
<b>5 Operations and Maintenance</b>							
5.41 Operations and Maintenance Administration	83,616		6,568	1,414,085	1,552,372	20,111	3,076,752
5.50 Maintenance Operations				26,413,289	1,249,776	1,927,813	29,590,878
5.52 Maintenance of Grounds				2,550,896	173,225	85,442	2,809,563
5.56 Utilities							-
<b>Total Function 5</b>	<b>83,616</b>	<b>-</b>	<b>6,568</b>	<b>30,378,270</b>	<b>2,975,373</b>	<b>2,033,366</b>	<b>35,477,193</b>
<b>7 Transportation and Housing</b>							
7.41 Transportation and Housing Administration				99,938	155,403		255,341
7.70 Student Transportation				505,984		28,970	534,954
<b>Total Function 7</b>	<b>-</b>	<b>-</b>	<b>-</b>	<b>605,922</b>	<b>155,403</b>	<b>28,970</b>	<b>790,295</b>
<b>9 Debt Services</b>							
<b>Total Function 9</b>	<b>-</b>	<b>-</b>	<b>-</b>	<b>-</b>	<b>-</b>	<b>-</b>	<b>-</b>
<b>Total Functions 1 - 9</b>	<b>343,162,204</b>	<b>32,413,584</b>	<b>70,845,590</b>	<b>58,302,305</b>	<b>10,567,804</b>	<b>19,111,788</b>	<b>534,403,275</b>

# School District No. 36 (Surrey)

Schedule 2C (Unaudited)

Operating Expense by Function, Program and Object

Year Ended June 30, 2020

	Total Salaries	Employee Benefits	Total Salaries and Benefits	Services and Supplies	2020 Actual	2020 Budget	2019 Actual
	\$	\$	\$	\$	\$	\$	\$
<b>1 Instruction</b>							
1.02 Regular Instruction	286,607,712	65,275,665	351,883,377	9,133,245	361,016,622	356,012,764	344,254,806
1.03 Career Programs	5,184,959	1,233,126	6,418,085	871,579	7,289,664	7,820,394	7,293,457
1.07 Library Services	7,990,347	1,842,352	9,832,699	3,718,366	13,551,065	14,916,918	15,053,838
1.08 Counselling	9,127,053	2,115,386	11,242,439		11,242,439	11,278,505	10,481,750
1.10 Special Education	112,938,428	28,157,040	141,095,468	2,103,683	143,199,151	147,764,948	131,390,403
1.30 English Language Learning	13,884,457	3,221,885	17,106,342	7,560	17,113,902	16,766,363	16,314,087
1.31 Indigenous Education	3,155,777	744,937	3,900,714	306,595	4,207,309	4,644,512	4,083,897
1.41 School Administration	37,463,016	8,170,199	45,633,215	1,227,224	46,860,439	47,769,631	44,546,417
1.60 Summer School	2,443,399	452,439	2,895,838	202,655	3,098,493	3,079,341	2,876,314
1.61 Continuing Education	448,394	45,693	494,087	127,664	621,751	658,527	620,472
1.62 International and Out of Province Students	6,646,818	1,515,139	8,161,957	2,491,976	10,653,933	11,280,450	10,591,048
1.64 Other	1,821,809	409,386	2,231,195	327,640	2,558,835	2,510,420	2,606,264
<b>Total Function 1</b>	<b>487,712,169</b>	<b>113,183,247</b>	<b>600,895,416</b>	<b>20,518,187</b>	<b>621,413,603</b>	<b>624,502,773</b>	<b>590,112,753</b>
<b>4 District Administration</b>							
4.11 Educational Administration	2,467,728	493,081	2,960,809	732,417	3,693,226	5,532,036	4,355,376
4.40 School District Governance	663,414	102,076	765,490	267,915	1,033,405	1,232,752	972,036
4.41 Business Administration	7,292,476	1,576,594	8,869,070	1,371,671	10,240,741	11,411,846	9,552,167
<b>Total Function 4</b>	<b>10,423,618</b>	<b>2,171,751</b>	<b>12,595,369</b>	<b>2,372,003</b>	<b>14,967,372</b>	<b>18,176,634</b>	<b>14,879,579</b>
<b>5 Operations and Maintenance</b>							
5.41 Operations and Maintenance Administration	3,076,752	582,784	3,659,536	2,867,392	6,526,928	7,074,545	6,745,432
5.50 Maintenance Operations	29,590,878	7,177,932	36,768,810	13,442,411	50,211,221	52,650,211	49,678,155
5.52 Maintenance of Grounds	2,809,563	639,353	3,448,916	1,341,030	4,789,946	5,162,314	4,252,933
5.56 Utilities	-	-	-	11,723,928	11,723,928	13,522,907	13,696,873
<b>Total Function 5</b>	<b>35,477,193</b>	<b>8,400,069</b>	<b>43,877,262</b>	<b>29,374,761</b>	<b>73,252,023</b>	<b>78,409,977</b>	<b>74,373,393</b>
<b>7 Transportation and Housing</b>							
7.41 Transportation and Housing Administration	255,341	53,518	308,859	4,150	313,009	333,155	303,724
7.70 Student Transportation	534,954	152,058	687,012	4,188,508	4,875,520	6,561,232	5,674,224
<b>Total Function 7</b>	<b>790,295</b>	<b>205,576</b>	<b>995,871</b>	<b>4,192,658</b>	<b>5,188,529</b>	<b>6,894,387</b>	<b>5,977,948</b>
<b>9 Debt Services</b>							
<b>Total Function 9</b>	<b>-</b>	<b>-</b>	<b>-</b>	<b>-</b>	<b>-</b>	<b>-</b>	<b>-</b>
<b>Total Functions 1 - 9</b>	<b>534,403,275</b>	<b>123,960,643</b>	<b>658,363,918</b>	<b>56,457,609</b>	<b>714,821,527</b>	<b>727,983,771</b>	<b>685,343,673</b>

# School District No. 36 (Surrey)

## Schedule of Special Purpose Operations

Year Ended June 30, 2020

Schedule 3 (Unaudited)

	2020 Budget	2020 Actual	2019 Actual
	\$	\$	\$
<b>Revenues</b>			
Provincial Grants			
Ministry of Education	54,717,806	52,998,911	49,365,673
Other	542,020	489,076	669,593
Federal Grants	922,019	800,302	980,836
Other Revenue	18,547,018	15,621,528	19,100,774
Investment Income	13,700	18,848	15,858
<b>Total Revenue</b>	<b>74,742,563</b>	<b>69,928,665</b>	<b>70,132,734</b>
<b>Expenses</b>			
Instruction	71,815,703	67,061,746	67,069,256
District Administration		-	456,627
Operations and Maintenance	2,431,479	267,083	2,367,138
Transportation and Housing	45,381	614	
<b>Total Expense</b>	<b>74,292,563</b>	<b>67,329,443</b>	<b>69,893,021</b>
<b>Special Purpose Surplus (Deficit) for the year</b>	<b>450,000</b>	<b>2,599,222</b>	<b>239,713</b>
<b>Net Transfers (to) from other funds</b>			
Tangible Capital Assets Purchased	(450,000)	(2,599,222)	(239,713)
<b>Total Net Transfers</b>	<b>(450,000)</b>	<b>(2,599,222)</b>	<b>(239,713)</b>
<b>Total Special Purpose Surplus (Deficit) for the year</b>	<b>-</b>	<b>-</b>	<b>-</b>
<b>Special Purpose Surplus (Deficit), beginning of year</b>			<b>-</b>
<b>Special Purpose Surplus (Deficit), end of year</b>		<b>-</b>	<b>-</b>

# School District No. 36 (Surrey)

Schedule 3A (Unaudited)

Changes in Special Purpose Funds and Expense by Object  
Year Ended June 30, 2020

	Annual Facility Grant	Learning Improvement Fund	Scholarships and Bursaries	Service Delivery Transformation	School Generated Funds	Strong Start	Ready, Set, Learn	OLEP	CommunityLINK
	\$	\$	\$	\$	\$	\$	\$	\$	\$
<b>Deferred Revenue, beginning of year</b>	-	-	629,014	60,022	3,692,619	-	130,675	21,990	637,081
<b>Add:</b> Restricted Grants									
Provincial Grants - Ministry of Education	2,362,029	2,541,017				739,635	252,137	547,678	3,942,097
Provincial Grants - Other									
Federal Grants									
Other			370,382		13,197,423	5,084		21,465	110,114
Investment Income	8,293		10,555						
	2,370,322	2,541,017	380,937	-	13,197,423	744,719	252,137	569,143	4,052,211
<b>Less:</b> Allocated to Revenue	2,370,322	2,541,017	413,349	-	12,647,658	740,323	213,702	493,749	4,288,018
Recovered				60,022					
<b>Deferred Revenue, end of year</b>	-	-	<b>596,602</b>	-	<b>4,242,384</b>	<b>4,396</b>	<b>169,110</b>	<b>97,384</b>	<b>401,274</b>
<b>Revenues</b>									
Provincial Grants - Ministry of Education	2,362,029	2,541,017				735,239	213,702	472,284	4,177,904
Provincial Grants - Other									
Federal Grants									
Other Revenue			402,794		12,647,658	5,084		21,465	110,114
Investment Income	8,293		10,555						
	2,370,322	2,541,017	413,349	-	12,647,658	740,323	213,702	493,749	4,288,018
<b>Expenses</b>									
Salaries									
Teachers							21,738	207,504	
Principals and Vice Principals									
Educational Assistants		2,040,080					14,997		
Support Staff						525,530	13,624	27,646	1,778,227
Other Professionals	97,369					16,334	65,335		226,426
Substitutes		102,004				23,059			37,971
	97,369	2,142,084	-	-	-	564,923	115,694	235,150	2,042,624
Employee Benefits	18,918	398,933				156,251	20,290	32,690	504,684
Services and Supplies	150,796		413,349		12,647,658	19,149	77,718	225,909	1,740,710
	267,083	2,541,017	413,349	-	12,647,658	740,323	213,702	493,749	4,288,018
<b>Net Revenue (Expense) before Interfund Transfers</b>	2,103,239	-	-	-	-	-	-	-	-
<b>Interfund Transfers</b>									
Tangible Capital Assets Purchased	(2,103,239)								
	(2,103,239)	-	-	-	-	-	-	-	-
<b>Net Revenue (Expense)</b>	-	-	-	-	-	-	-	-	-

# School District No. 36 (Surrey)

Schedule 3A (Unaudited)

Changes in Special Purpose Funds and Expense by Object  
Year Ended June 30, 2020

	Classroom Enhancement Fund - Overhead	Classroom Enhancement Fund - Staffing	Classroom Enhancement Fund - Remedies	First Nation Student Transportation	Mental Health in Schools	Changing Results for Young Children	Coding and Curriculum Implementation	Adolescent Psychiatric Unit	Adolescent Day Treatment
	\$	\$	\$	\$	\$	\$	\$	\$	\$
<b>Deferred Revenue, beginning of year</b>	-	-	-				-	29,816	-
<b>Add:</b> Restricted Grants									
Provincial Grants - Ministry of Education	1,490,636	39,498,486	1,401,934	45,381	21,833	61,314		152,690	344,956
Provincial Grants - Other									
Federal Grants									
Other									100
Investment Income									
	1,490,636	39,498,486	1,401,934	45,381	21,833	61,314	-	152,690	345,056
<b>Less:</b> Allocated to Revenue	1,490,636	39,350,349	601,319	614	20,390	17,780	-	149,606	345,056
Recovered									
<b>Deferred Revenue, end of year</b>	-	148,137	800,615	44,767	1,443	43,534	-	32,900	-
<b>Revenues</b>									
Provincial Grants - Ministry of Education	1,490,636	39,350,349	601,319	614	20,390	17,780		149,606	344,956
Provincial Grants - Other									
Federal Grants									
Other Revenue									100
Investment Income									
	1,490,636	39,350,349	601,319	614	20,390	17,780	-	149,606	345,056
<b>Expenses</b>									
Salaries									
Teachers	16,934	31,919,491	601,319			5,577		82,485	186,455
Principals and Vice Principals	56,586								
Educational Assistants								28,356	67,581
Support Staff	45,730					857			
Other Professionals	125,568								
Substitutes	932,747								539
	1,177,565	31,919,491	601,319	-	-	6,434	-	110,841	254,575
Employee Benefits	202,277	7,430,858				170		20,807	58,587
Services and Supplies	110,794			614	20,390	11,176		17,958	31,894
	1,490,636	39,350,349	601,319	614	20,390	17,780	-	149,606	345,056
<b>Net Revenue (Expense) before Interfund Transfers</b>	-	-	-	-	-	-	-	-	-
<b>Interfund Transfers</b>									
Tangible Capital Assets Purchased	-	-	-	-	-	-	-	-	-
<b>Net Revenue (Expense)</b>	-	-	-	-	-	-	-	-	-

# School District No. 36 (Surrey)

Schedule 3A (Unaudited)

Changes in Special Purpose Funds and Expense by Object  
Year Ended June 30, 2020

	Am't	Daughters & Sisters P.L.E.A.	Waypoint	Donations	Surrey WRAP	Community Schools Other	Gang Prevention	Literacy Innovation	Coyote Creek BEP
	\$	\$	\$	\$	\$	\$	\$	\$	\$
<b>Deferred Revenue, beginning of year</b>	37,981	30,412	-	1,525,104	446,693	765,208	-	173,258	30,875
<b>Add:</b> Restricted Grants									
Provincial Grants - Ministry of Education	41,642	117,010	151,450						
Provincial Grants - Other					176	238,000			
Federal Grants							774,956		
Other				1,153,303	20,500	607,536			
Investment Income									
	41,642	117,010	151,450	1,153,303	20,676	845,536	774,956	-	-
<b>Less:</b> Allocated to Revenue	55,270	147,422	151,450	1,458,502	66,334	476,513	774,956	165,492	30,875
Recovered									
<b>Deferred Revenue, end of year</b>	<b>24,353</b>	<b>-</b>	<b>-</b>	<b>1,219,905</b>	<b>401,035</b>	<b>1,134,231</b>	<b>-</b>	<b>7,766</b>	<b>-</b>
<b>Revenues</b>									
Provincial Grants - Ministry of Education	55,270	147,422	151,450					165,492	
Provincial Grants - Other					45,834				30,875
Federal Grants							774,956		
Other Revenue				1,458,502	20,500	476,513			
Investment Income									
	55,270	147,422	151,450	1,458,502	66,334	476,513	774,956	165,492	30,875
<b>Expenses</b>									
Salaries									
Teachers	33,853	89,189	122,068	996		800	65,415	153,414	
Principals and Vice Principals									
Educational Assistants		19,373	10,654			2,742			
Support Staff				6,661	17,614	327,897	178,303		
Other Professionals					6,658		205,364		
Substitutes									
	33,853	108,562	132,722	7,657	24,272	331,439	449,082	153,414	-
Employee Benefits	9,207	24,628	12,130	1,163	6,324	77,281	87,130		
Services and Supplies	12,210	14,232	6,598	1,281,640	35,738	67,793	238,744	12,078	
	55,270	147,422	151,450	1,290,460	66,334	476,513	774,956	165,492	-
<b>Net Revenue (Expense) before Interfund Transfers</b>	<b>-</b>	<b>-</b>	<b>-</b>	<b>168,042</b>	<b>-</b>	<b>-</b>	<b>-</b>	<b>-</b>	<b>30,875</b>
<b>Interfund Transfers</b>									
Tangible Capital Assets Purchased				(168,042)					(30,875)
	-	-	-	(168,042)	-	-	-	-	(30,875)
<b>Net Revenue (Expense)</b>	<b>-</b>	<b>-</b>	<b>-</b>	<b>-</b>	<b>-</b>	<b>-</b>	<b>-</b>	<b>-</b>	<b>-</b>

# School District No. 36 (Surrey)

Changes in Special Purpose Funds and Expense by Object  
Year Ended June 30, 2020

Schedule 3A (Unaudited)

	PAC Contributions	Aboriginal Ed Windspeaker	Safe Program	K Transitions	Gang Prevention (BC)	TOTAL
	\$	\$	\$	\$	\$	\$
<b>Deferred Revenue, beginning of year</b>	241,547	37,420	1,990	27,564	80,520	8,599,789
<b>Add:</b> Restricted Grants						
Provincial Grants - Ministry of Education						53,711,925
Provincial Grants - Other					500,000	738,176
Federal Grants		50,000				824,956
Other	377,655		132,784			15,996,346
Investment Income						18,848
	377,655	50,000	132,784	-	500,000	71,290,251
<b>Less:</b> Allocated to Revenue	425,898	25,346	52,900	1,452	412,367	69,928,665
Recovered						60,022
<b>Deferred Revenue, end of year</b>	<b>193,304</b>	<b>62,074</b>	<b>81,874</b>	<b>26,112</b>	<b>168,153</b>	<b>9,901,353</b>
<b>Revenues</b>						
Provincial Grants - Ministry of Education				1,452		52,998,911
Provincial Grants - Other					412,367	489,076
Federal Grants		25,346				800,302
Other Revenue	425,898		52,900			15,621,528
Investment Income						18,848
	425,898	25,346	52,900	1,452	412,367	69,928,665
<b>Expenses</b>						
Salaries						
Teachers	10,296			1,014	29,098	33,547,646
Principals and Vice Principals						56,586
Educational Assistants						2,183,783
Support Staff			19,320	130	221,216	3,162,755
Other Professionals					19,167	762,221
Substitutes						1,096,320
	10,296	-	19,320	1,144	269,481	40,809,311
Employee Benefits			3,970	23	61,376	9,127,697
Services and Supplies	118,536	25,346	29,610	285	81,510	17,392,435
	128,832	25,346	52,900	1,452	412,367	67,329,443
<b>Net Revenue (Expense) before Interfund Transfers</b>	<b>297,066</b>	<b>-</b>	<b>-</b>	<b>-</b>	<b>-</b>	<b>2,599,222</b>
<b>Interfund Transfers</b>						
Tangible Capital Assets Purchased	(297,066)					(2,599,222)
	(297,066)	-	-	-	-	(2,599,222)
<b>Net Revenue (Expense)</b>	<b>-</b>	<b>-</b>	<b>-</b>	<b>-</b>	<b>-</b>	<b>-</b>

# School District No. 36 (Surrey)

Schedule 4 (Unaudited)

## Schedule of Capital Operations

Year Ended June 30, 2020

	2020	2020 Actual			2019
	Budget	Invested in Tangible	Local	Fund	Actual
	\$	Capital Assets	Capital	Balance	\$
<b>Revenues</b>					
Provincial Grants					
Ministry of Education	28,596,858	43,883,207		43,883,207	5,885,040
Municipal Grants Spent on Sites	1,500,000	1,979,783		1,979,783	2,450,813
Other Revenue	50,000		562,926	562,926	108,053
Investment Income	900,000		711,964	711,964	1,006,537
Gain (Loss) on Disposal of Tangible Capital Assets	4,374,510	4,374,510		4,374,510	-
Amortization of Deferred Capital Revenue	25,168,926	25,112,910		25,112,910	23,203,757
<b>Total Revenue</b>	<b>60,590,294</b>	<b>75,350,410</b>	<b>1,274,890</b>	<b>76,625,300</b>	<b>32,654,200</b>
<b>Expenses</b>					
Amortization of Tangible Capital Assets					
Operations and Maintenance	38,107,128	38,012,124		38,012,124	36,294,014
<b>Total Expense</b>	<b>38,107,128</b>	<b>38,012,124</b>	<b>-</b>	<b>38,012,124</b>	<b>36,294,014</b>
<b>Capital Surplus (Deficit) for the year</b>	<b>22,483,166</b>	<b>37,338,286</b>	<b>1,274,890</b>	<b>38,613,176</b>	<b>(3,639,814)</b>
<b>Net Transfers (to) from other funds</b>					
Tangible Capital Assets Purchased	14,753,578	15,434,552		15,434,552	13,056,063
Local Capital	67,866		6,445,237	6,445,237	-
<b>Total Net Transfers</b>	<b>14,821,444</b>	<b>15,434,552</b>	<b>6,445,237</b>	<b>21,879,789</b>	<b>13,056,063</b>
<b>Other Adjustments to Fund Balances</b>					
District Portion of Proceeds on Disposal		(4,672,237)	4,672,237	-	
Tangible Capital Assets Purchased from Local Capital		21,804,829	(21,804,829)	-	
Tangible Capital Assets WIP Purchased from Local Capital		11,925,436	(11,925,436)	-	
<b>Total Other Adjustments to Fund Balances</b>		<b>29,058,028</b>	<b>(29,058,028)</b>	<b>-</b>	
<b>Total Capital Surplus (Deficit) for the year</b>	<b>37,304,610</b>	<b>81,830,866</b>	<b>(21,337,901)</b>	<b>60,492,965</b>	<b>9,416,249</b>
<b>Capital Surplus (Deficit), beginning of year</b>		<b>490,197,513</b>	<b>43,031,238</b>	<b>533,228,751</b>	<b>523,812,502</b>
<b>Capital Surplus (Deficit), end of year</b>		<b>572,028,379</b>	<b>21,693,337</b>	<b>593,721,716</b>	<b>533,228,751</b>



# School District No. 36 (Surrey)

Schedule 4A (Unaudited)

Tangible Capital Assets  
Year Ended June 30, 2020

	Sites	Buildings	Furniture and Equipment	Vehicles	Computer Software	Computer Hardware	Total
	\$	\$	\$	\$	\$	\$	\$
<b>Cost, beginning of year</b>	330,101,120	1,154,325,011	46,568,570	8,688,402	3,228,752	18,568,187	<b>1,561,480,042</b>
<b>Changes for the Year</b>							
Increase:							
Purchases from:							
Deferred Capital Revenue - Bylaw	43,883,207	11,623,561	2,877,533	441,891	-	421,135	<b>59,247,327</b>
Deferred Capital Revenue - Other	1,979,783	(260)	91				<b>1,979,614</b>
Operating Fund		2,652,671	5,977,340	1,081,133	-	3,124,186	<b>12,835,330</b>
Special Purpose Funds		1,788,521	810,701				<b>2,599,222</b>
Local Capital	20,884,071	772,337	148,421				<b>21,804,829</b>
Transferred from Work in Progress		4,452,189					<b>4,452,189</b>
	66,747,061	21,289,019	9,814,086	1,523,024	-	3,545,321	<b>102,918,511</b>
Decrease:							
Disposed of	297,726						<b>297,726</b>
Deemed Disposals			3,217,611	362,718	945,940	1,223,510	<b>5,749,779</b>
	297,726	-	3,217,611	362,718	945,940	1,223,510	<b>6,047,505</b>
<b>Cost, end of year</b>	396,550,455	1,175,614,030	53,165,045	9,848,708	2,282,812	20,889,998	<b>1,658,351,048</b>
<b>Work in Progress, end of year</b>		155,340,168					<b>155,340,168</b>
<b>Cost and Work in Progress, end of year</b>	396,550,455	1,330,954,198	53,165,045	9,848,708	2,282,812	20,889,998	<b>1,813,691,216</b>
<b>Accumulated Amortization, beginning of year</b>		517,727,045	19,466,121	2,926,416	1,882,586	7,113,253	<b>549,115,421</b>
<b>Changes for the Year</b>							
Increase: Amortization for the Year		27,601,637	4,986,681	926,831	551,157	3,945,818	<b>38,012,124</b>
Decrease:							
Deemed Disposals			3,217,611	362,718	945,940	1,223,510	<b>5,749,779</b>
			-	362,718	945,940	1,223,510	<b>5,749,779</b>
<b>Accumulated Amortization, end of year</b>		545,328,682	21,235,191	3,490,529	1,487,803	9,835,561	<b>581,377,766</b>
<b>Tangible Capital Assets - Net</b>	<b>396,550,455</b>	<b>785,625,516</b>	<b>31,929,854</b>	<b>6,358,179</b>	<b>795,009</b>	<b>11,054,437</b>	<b>1,232,313,450</b>

**School District No. 36 (Surrey)**

Schedule 4B (Unaudited)

Tangible Capital Assets - Work in Progress

Year Ended June 30, 2020

	<b>Buildings</b>	<b>Furniture and Equipment</b>	<b>Computer Software</b>	<b>Computer Hardware</b>	<b>Total</b>
	\$	\$	\$	\$	\$
<b>Work in Progress, beginning of year</b>	47,747,132	-	-	-	47,747,132
<b>Changes for the Year</b>					
Increase:					
Deferred Capital Revenue - Bylaw	99,249,806				99,249,806
Deferred Capital Revenue - Other	869,983				869,983
Local Capital	11,925,436				11,925,436
	112,045,225	-	-	-	112,045,225
Decrease:					
Transferred to Tangible Capital Assets	4,452,189				4,452,189
	4,452,189	-	-	-	4,452,189
<b>Net Changes for the Year</b>	107,593,036	-	-	-	107,593,036
<b>Work in Progress, end of year</b>	<b>155,340,168</b>	<b>-</b>	<b>-</b>	<b>-</b>	<b>155,340,168</b>

# School District No. 36 (Surrey)

Schedule 4C (Unaudited)

Deferred Capital Revenue

Year Ended June 30, 2020

	Bylaw Capital	Other Provincial	Other Capital	Total Capital
	\$	\$	\$	\$
<b>Deferred Capital Revenue, beginning of year</b>	504,856,386	22,179,188	-	527,035,574
<b>Changes for the Year</b>				
Increase:				
Transferred from Deferred Revenue - Capital Additions	15,364,120	(169)		15,363,951
Transferred from Work in Progress	4,452,189			4,452,189
	19,816,309	(169)	-	19,816,140
Decrease:				
Amortization of Deferred Capital Revenue	24,397,543	715,367		25,112,910
	24,397,543	715,367	-	25,112,910
<b>Net Changes for the Year</b>	(4,581,234)	(715,536)	-	(5,296,770)
<b>Deferred Capital Revenue, end of year</b>	500,275,152	21,463,652	-	521,738,804
<b>Work in Progress, beginning of year</b>	39,368,601	3,510,066	-	42,878,667
<b>Changes for the Year</b>				
Increase				
Transferred from Deferred Revenue - Work in Progress	99,249,806	869,983		100,119,789
	99,249,806	869,983	-	100,119,789
Decrease				
Transferred to Deferred Capital Revenue	4,452,189			4,452,189
	4,452,189	-	-	4,452,189
<b>Net Changes for the Year</b>	94,797,617	869,983	-	95,667,600
<b>Work in Progress, end of year</b>	134,166,218	4,380,049	-	138,546,267
<b>Total Deferred Capital Revenue, end of year</b>	634,441,370	25,843,701	-	660,285,071

# School District No. 36 (Surrey)

Changes in Unspent Deferred Capital Revenue  
Year Ended June 30, 2020

Schedule 4D (Unaudited)

	Bylaw Capital	MEd Restricted Capital	Other Provincial Capital	Land Capital	Other Capital	Total
<b>Balance, beginning of year</b>	\$ -	\$ 4,590,169	\$ 9,978	\$ 1,556,788	\$ -	\$ 6,156,935
<b>Changes for the Year</b>						
Increase:						
Provincial Grants - Ministry of Education	159,153,297					159,153,297
Provincial Grants - Other			2,926,203			2,926,203
Investment Income		104,862		46,369		151,231
Transfer project surplus to MEd Restricted (from) Bylaw	(656,164)	656,164				-
District Entered - Local Government Site Fees				2,080,611		2,080,611
	158,497,133	761,026	2,926,203	2,126,980	-	164,311,342
Decrease:						
Transferred to DCR - Capital Additions	15,364,120	(260)	91			15,363,951
Transferred to DCR - Work in Progress	99,249,806	869,983				100,119,789
Transferred to Revenue - Site Purchases	43,883,207			1,979,783		45,862,990
	158,497,133	869,723	91	1,979,783	-	161,346,730
<b>Net Changes for the Year</b>	-	(108,697)	2,926,112	147,197	-	2,964,612
<b>Balance, end of year</b>	-	4,481,472	2,936,090	1,703,985	-	9,121,547

# **BOARD OF EDUCATION OF SCHOOL DISTRICT NO. 36 (SURREY)**

## **UNAUDITED SCHEDULE OF DEBTS As At June 30, 2020**

Schedule 1

Information on all long term debt is included in the School District Audited Financial Statements.

Prepared under the *Financial Information Regulation* , Schedule 1, section 4.

# **BOARD OF EDUCATION OF SCHOOL DISTRICT NO. 36 (SURREY)**

## **UNAUDITED SCHEDULE OF GUARANTEE AND INDEMNITY AGREEMENTS For The Year Ended June 30, 2020**

Schedule 2

The Board of Education of School District No. 36 (Surrey) has not given any guarantee or indemnity under the Guarantees and Indemnities Regulation.

Prepared under the *Financial Information Regulation*, Schedule 1, section 5.

# BOARD OF EDUCATION OF SCHOOL DISTRICT NO. 36 (SURREY)

## UNAUDITED SCHEDULE OF FINANCIAL INFORMATION REMUNERATION AND EXPENSES - ELECTED OFFICIALS For The Year Ended June 30, 2020

Schedule 3

NAME	POSITION	REMUNERATION	EXPENSES
ALLEN, TERRY	ELECTED TRUSTEE	42,559	2,676
HOLMES, ROBERT GERALD	ELECTED TRUSTEE	39,591	3,620
LARSEN, LAURIE	ELECTED TRUSTEE	45,527	3,687
MCNALLY, LAURAE W.	ELECTED TRUSTEE	39,591	4,467
THIND, GURPREET S	ELECTED TRUSTEE	39,591	105
TYMOSCHUK, GARY DANIEL	ELECTED TRUSTEE	39,591	2,636
WILSON, SHAWN W	ELECTED TRUSTEE	39,591	4,763
TOTAL FOR ELECTED OFFICIALS		286,040	21,955

Prepared under the *Financial Information Regulation*, Schedule 1, subsection 6 (2)(a)

# BOARD OF EDUCATION OF SCHOOL DISTRICT NO. 36 (SURREY)

## UNAUDITED SCHEDULE OF FINANCIAL INFORMATION REMUNERATION AND EXPENSES - EMPLOYEES For The Year Ended June 30, 2020

Schedule 4

### **DEFINITIONS**

The *Financial Information Regulation*, Schedule 1, subsection 6(1) provides the following definitions in relation to remuneration and expenses paid in respect of employees.

#### Remuneration -

- (a) includes any form of salary, wages, bonuses, gratuities, taxable benefits except MSP, payment into trust or any form of income deferral paid by the corporation to the employee or on behalf of the employee during the fiscal year being reported upon, whether or not such remuneration is reported under the Income Tax Act (Canada), and
- (b) does not include anything payable under a severance agreement.

#### Expenses

- (a) includes travel expenses, memberships, tuition, relocation, vehicle leases, extraordinary hiring expenses, registration fees and similar amounts paid directly to an employee, or to a third party on behalf of the employee, and which has not been included in "remuneration",
- (b) is not limited to expenses that are generally perceived as perquisites, or bestowing personal benefit, and may include expenditures required for employees to perform their job functions, and
- (c) excludes benefits of a general nature applicable to all employees pursuant to an agreement such as medical, dental, counselling, insurance and similar plans



# BOARD OF EDUCATION OF SCHOOL DISTRICT NO. 36 (SURREY)

## UNAUDITED SCHEDULE OF FINANCIAL INFORMATION REMUNERATION AND EXPENSES - EMPLOYEES For The Year Ended June 30, 2020

Schedule 4

NAME	REMUNERATION	EXPENSES	POSITION
A'BEAR, DAVID BRIAN	133,364	31	ADMINISTRATOR
AAKU, MICHAEL M.	91,791	0	TEACHING STAFF
ABE, SANDRA	91,333	0	TEACHING STAFF
ABRAHAM, ELIZABETH	93,117	1,022	TEACHING STAFF
ACKROYD, MARGARET H.	93,932	0	TEACHING STAFF
ADAMS, CYNTHIA L	94,716	0	TEACHING STAFF
ADAMS, LAUREN M.	89,599	51	TEACHING STAFF
AFAN, RAYMOND Q	98,686	4,254	EXCLUDED STAFF(ON MUN.PENSION)
AFILAL, SYLVIE	91,753	0	TEACHING STAFF
AHLUWALIA, HERJOTE KAUR	83,761	0	TEACHING STAFF
AHN, JIN WAN JAMES	96,362	0	TEACHING STAFF
AHONEN, JOYCE MAXINE	86,299	0	TEACHING STAFF
AKBAR, MADIHA	77,542	12	TEACHING STAFF
AKESTER, SHANNON LEIGH	99,656	14	TEACHING STAFF
ALAIN, CORINNE	75,006	49	CLERICAL STAFF
ALCOCK, DANIEL ROBERT	84,843	0	TEACHING STAFF
ALDUS, RHONDA A	111,075	80	ADMINISTRATOR
ALEFI, FARZANA	78,996	0	TEACHING STAFF
ALEXANDER, MIRIAM	80,656	0	TEACHING STAFF
ALFAWICKI, SUE JOANNE	84,910	100	TEACHING STAFF
ALLARD, VIRGINIA MICHELLE	96,396	598	TEACHING STAFF
ALLINGER, PAUL	91,825	0	TEACHING STAFF
ALLINGHAM, MELISSA ANNE	91,908	0	TEACHING STAFF
ALLISON, GRAHAM M.	84,971	0	TEACHING STAFF
ALLISON, WILLIAM TYLER	75,998	0	TEACHING STAFF
ALPARAQUE, DALE	93,151	0	TEACHING STAFF
ALPARAQUE, JENNIFER LEAH	86,300	0	TEACHING STAFF
ALTINGER, GARY	101,166	0	CONT. EDUCATION INSTRUCTOR
ALVARADO CRUZ, JACQUELINE GUAD	86,116	0	TEACHING STAFF
ALVARO, DIANNA LEIGH	78,850	61	TEACHING STAFF
AMBOE, KEVIN J	93,153	33	TEACHING STAFF
AMBROSIO, SALLY-ANN	155,489	2,058	ASSOCIATED PROFESSIONALS
AMENTA, NELLA RITA	85,428	0	TEACHING STAFF
AMSING, ANN-RYLYNN MAMON	91,790	0	TEACHING STAFF
AMYOTTE, SARAH NICOLE	99,731	0	TEACHING STAFF
ANDERSEN, JENNIFER	88,212	77	TEACHING STAFF
ANDERSON, ANASTASSIA ANNIE	83,261	0	TEACHING STAFF
ANDERSON, COLE ALLAN	92,981	0	TEACHING STAFF
ANDERSON, EVE HELEN	93,111	0	TEACHING STAFF
ANDERSON, JASON C.	80,889	0	TEACHING STAFF
ANDERSON, KAITLIN ROSE	75,220	0	TEACHING STAFF
ANDERSON, KARINA KIYOMI	91,861	0	TEACHING STAFF
ANDERSON, KELSEY ALISON	93,201	0	TEACHING STAFF
ANDERSON, STACEY L.	129,658	15	ADMINISTRATOR
ANDREWS, GURPREET KAUR	86,189	0	TEACHING STAFF
ANDREWS, MICHAEL JOHN	93,145	6,622	ASSOCIATED PROFESSIONALS
ANDREWS, SHARON A P	84,970	0	TEACHING STAFF
ANDREYCHUK, RENATE	91,753	0	TEACHING STAFF
ANGELTVEDT, CRAIG R	90,654	0	TEACHING STAFF

# BOARD OF EDUCATION OF SCHOOL DISTRICT NO. 36 (SURREY)

## UNAUDITED SCHEDULE OF FINANCIAL INFORMATION REMUNERATION AND EXPENSES - EMPLOYEES For The Year Ended June 30, 2020

Schedule 4

NAME	REMUNERATION	EXPENSES	POSITION
ANONBY, HOLLY R	91,603	0	TEACHING STAFF
ANTIFAEFF, MARGARET ANN	136,953	5,439	ADMINISTRATOR
ANTROBUS, LARA L	90,665	0	TEACHING STAFF
ARASZEWSKI, VIANNE HIU-WUN	79,516	0	TEACHING STAFF
ARCHER, DARLENE A.	93,119	11	TEACHING STAFF
AREDS, NANCY CATHERINE	93,117	2,410	TEACHING STAFF
ARKELL, BRIAN J.	93,132	0	TEACHING STAFF
ARMER, RYAN CASEY	82,563	0	TEACHING STAFF
ARMSTRONG, MARK S.	84,971	0	TEACHING STAFF
ARMSTRONG, SHONA	84,966	0	TEACHING STAFF
ARNOLD, KRISTI	76,565	60	TEACHING STAFF
ASAD, ZUHDI NIMER ZUH	92,976	430	TEACHING STAFF
ASLAM, NAELA	96,141	0	TEACHING STAFF
ATHWAL, JASDAVE SINGH	91,858	0	TEACHING STAFF
ATHWAL, RAMANDEEP	79,389	0	TEACHING STAFF
ATKINSON, SUSAN R.	91,789	0	TEACHING STAFF
ATTLE, COURTNEY LYNNE	85,033	0	TEACHING STAFF
ATWAL, GURWINDER GARY	103,162	0	TEACHING STAFF
ATWAL, JASKARN	132,688	2,529	ADMINISTRATOR
ATWAL, JEANNE KI	91,858	0	TEACHING STAFF
ATWAL, SARBJYOT SINGH	84,574	0	TEACHING STAFF
ATWAL, SHERRY	96,167	0	TEACHING STAFF
AU, SELINA SEE LING	93,185	0	TEACHING STAFF
AUGUSTUS, RICHARD L	90,790	0	TEACHING STAFF
AUJLA, JASPRIT KAUR	82,976	0	TEACHING STAFF
AULAK, PARAMJIT KAUR	116,376	22	ADMINISTRATOR
AULAKH, JENNIFER RAJPAL	103,050	878	TEACHING STAFF
AURE, TAMARA JUSTINE	85,002	0	TEACHING STAFF
AUSTIN, SEAN MACKENZIE	93,182	0	TEACHING STAFF
AVERILL, GRO	122,735	0	ADMINISTRATOR
AVERY, MARK	95,036	0	TEACHING STAFF
AYLES, TARYN ALMA	85,048	0	TEACHING STAFF
AYRES, SIMON J	171,501	3,645	EXCLUDED STAFF(ON MUN.PENSION)
BABINI, MATTEO EZIO	95,966	90	TEACHING STAFF
BABUIN, LORRAINE R.	90,450	0	TEACHING STAFF
BAER, LISA ANN	84,936	0	TEACHING STAFF
BAGRI, GUNWANT KAUR	91,641	36	TEACHING STAFF
BAHIA, ONKAR S.	98,832	0	TEACHING STAFF
BAILEY, LOREA	76,303	0	TEACHING STAFF
BAILEY, SHELDON PATRICK	84,162	0	TEACHING STAFF
BAILLARGEON, VIOLETTE	93,182	0	TEACHING STAFF
BAINS, GURMIT	84,017	0	TEACHING STAFF
BAINS, GURPREET KAUR	86,483	0	TEACHING STAFF
BAINS, JASWANT KAUR	93,691	0	TEACHING STAFF
BAINS, MANDIP K.	91,804	6	TEACHING STAFF
BAINS, PARM	96,339	0	TEACHING STAFF
BAINS, PARVINDER S.	95,966	967	TEACHING STAFF
BAIRD, ALLISON ANN	93,184	3	TEACHING STAFF
BAJWA, KAMALJIT	91,654	0	TEACHING STAFF
BAKER, MARIA	90,096	0	TEACHING STAFF

# BOARD OF EDUCATION OF SCHOOL DISTRICT NO. 36 (SURREY)

## UNAUDITED SCHEDULE OF FINANCIAL INFORMATION REMUNERATION AND EXPENSES - EMPLOYEES For The Year Ended June 30, 2020

Schedule 4

NAME	REMUNERATION	EXPENSES	POSITION
BAKER, SELMA Z.	91,753	1,484	TEACHING STAFF
BAKGAARD, DORIS K.	83,269	0	TEACHING STAFF
BAKHT, KHUSH	77,220	750	TEACHING STAFF
BAKSHI, SUE	94,115	0	TEACHING STAFF
BAL, ANUPREET KAUR	98,110	0	TEACHING STAFF
BAL, GURPREET S.	79,344	0	TEACHING STAFF
BAL, MANDEEP SINGH	81,793	251	TEACHING STAFF
BAL, PARDEEP KAUR	91,675	0	TEACHING STAFF
BAL, VARINDERJIT KAUR	76,386	0	TEACHING STAFF
BALANUIK, STEPHEN DARYL	85,031	0	TEACHING STAFF
BALDASSO, DAVID	126,198	46	ADMINISTRATOR
BALDRY, CHRISTOPHER S.	132,761	0	ADMINISTRATOR
BALDRY, JANET	91,791	0	TEACHING STAFF
BALIC, CHRISTINA	91,652	0	TEACHING STAFF
BALJAK, DANIEL	84,439	0	TEACHING STAFF
BALLETTA, ADRIANA	100,444	4	TEACHING STAFF
BANBURY, PAULA MARIE	91,791	0	TEACHING STAFF
BANJAC, SARA JULIE M.	95,891	0	TEACHING STAFF
BANKES, ERIC PAUL	102,242	1,691	TEACHING STAFF
BANNING, JANE E.	91,791	0	TEACHING STAFF
BANNISTER, LINDSAY RENEE	91,819	0	TEACHING STAFF
BARAHONA FIGUEROA, MARIA-JOSE	92,782	0	TEACHING STAFF
BARBER, DEANNE GAYLE	91,366	0	TEACHING STAFF
BARBISAN-MYERS, ANNA M.	91,786	0	TEACHING STAFF
BARCLAY, CHELAN C.	90,379	0	TEACHING STAFF
BARDOUNIOTIS, KATERINA ANN	75,644	425	TEACHING STAFF
BAREFOOT, GLENN D.	90,002	64	TEACHING STAFF
BARKER, JENNIFER MARIE	108,230	15	ADMINISTRATOR
BARKER, LAURA	93,112	30	TEACHING STAFF
BARNES, DANIELLE NICOLE	81,650	0	TEACHING STAFF
BARRINGTON, LEAH ANNE	75,561	0	TEACHING STAFF
BARRON, ELIZABETH	84,878	11	TEACHING STAFF
BARRY, DAVID GRAHAM	116,376	0	ADMINISTRATOR
BARRY, KAREN ELIZABETH	95,035	6	TEACHING STAFF
BARSALOU, MARGRET E M	108,331	0	TEACHING STAFF
BARSALOU, WENDY HEATHER	91,907	0	TEACHING STAFF
BARTOLONE, KATHARINA	91,812	10	TEACHING STAFF
BASE, HOLLY JANE	78,330	17	TEACHING STAFF
BASI, HARRY S.	92,222	0	TEACHING STAFF
BASI, INDERDEEP KAUR	91,652	0	TEACHING STAFF
BASIGIN, BRADLEY JASON	94,608	0	TEACHING STAFF
BASKOVIC, MAXINE P.	91,184	0	TEACHING STAFF
BASSETT, SAMARA REED	91,856	0	TEACHING STAFF
BASSI, MANDEEP KAUR	78,040	0	TEACHING STAFF
BATHGATE, BARBARA	92,811	0	TEACHING STAFF
BATRA, MEERA	89,893	0	TEACHING STAFF
BAXTER, SARAH JENNIFER	91,400	0	TEACHING STAFF
BAYAT, FATEMAH ZEDAH	92,980	0	TEACHING STAFF
BEACH, LAURENCE J.	93,112	0	TEACHING STAFF
BEALE, LAURA GAYLE	82,403	0	TEACHING STAFF

# BOARD OF EDUCATION OF SCHOOL DISTRICT NO. 36 (SURREY)

## UNAUDITED SCHEDULE OF FINANCIAL INFORMATION REMUNERATION AND EXPENSES - EMPLOYEES For The Year Ended June 30, 2020

Schedule 4

NAME	REMUNERATION	EXPENSES	POSITION
BEALE, PETER RICHARD	84,997	0	TEACHING STAFF
BEARE, SUSAN M.	91,753	0	TEACHING STAFF
BEATON, BRADLEY GERALD	91,825	0	TEACHING STAFF
BEATON, ROXANNE	91,786	0	TEACHING STAFF
BEAVER, ANNE MARIE	91,658	0	TEACHING STAFF
BECK, TERESA A.	122,625	23	ADMINISTRATOR
BECKER, ALYSSA DAWN	96,221	10	TEACHING STAFF
BECKER, RAYMOND	84,819	0	TEACHING STAFF
BEDARD, DARREN R.	139,836	18	ADMINISTRATOR
BEDER, LIORA	94,751	0	CONT. EDUCATION INSTRUCTOR
BEDI, RAMANDIP SINGH	79,642	406	TEACHING STAFF
BEDNARZ, LAURA	91,777	241	TEACHING STAFF
BEGG, NAVDEEP	92,285	0	TEACHING STAFF
BEGG, SHANE IRSHAD	97,467	0	TEACHING STAFF
BEGGS, ANDREW NEIL	91,874	0	TEACHING STAFF
BEGGS, JESSICA CELESTE	92,901	0	TEACHING STAFF
BEKHIT, NANCY	82,913	0	TEACHING STAFF
BELL, LINDA	84,986	0	TEACHING STAFF
BELTON, TERRENCE ALLAN	84,935	1,125	TEACHING STAFF
BENJAMIN, JULINA DAWN	86,310	0	TEACHING STAFF
BENNETT, BEVERLEY	126,186	0	TEACHING STAFF
BENOIT, TAMMY LORINE	91,824	0	TEACHING STAFF
BENSLEY, STEPHANIE T.	96,396	0	TEACHING STAFF
BENTLEY, CAROLINE M.	91,825	0	TEACHING STAFF
BENTLEY, CHRISTOPHER JOHN	79,420	23	TEACHING STAFF
BENTLEY, VENESSA	91,691	0	TEACHING STAFF
BENTZEN, KAREN MARY-ANN	75,344	0	TEACHING STAFF
BERDUSCO, KYLE VINCENT	78,214	0	TEACHING STAFF
BERKA, JOANNE ELIZABETH	132,721	42	ADMINISTRATOR
BERNIER, VANESSA NADEGE	91,858	0	TEACHING STAFF
BERRON, CATHERINE	132,761	62	ADMINISTRATOR
BERTHOLM, ELSIE	132,729	14	ADMINISTRATOR
BERTRAND, MICHELLE CATHERINE	93,979	114	TEACHING STAFF
BESSE, DEBBIE-LYNN	84,543	0	TEACHING STAFF
BEYER, SUSAN MARLENE	122,694	33	ADMINISTRATOR
BEZEREDI, LES	107,018	17	TEACHING STAFF
BHAMJEE, BILAL YUSYF	103,750	500	TEACHING STAFF
BHATTAL, SUKHJIT KAUR	96,851	0	TEACHING STAFF
BHIMJI, ELIZABETH	93,117	0	TEACHING STAFF
BHOLAH, KAMINI	85,031	0	TEACHING STAFF
BHULLAR, SURINDERJIT	87,241	0	TEACHING STAFF
BHUPAL, RUPINDER	80,689	0	TEACHING STAFF
BIBRICH, SUSAN E.	91,791	0	TEACHING STAFF
BICKEL, NANCY	91,825	0	TEACHING STAFF
BIEGEL, ANGELI FAY	79,364	0	TEACHING STAFF
BIFOLCHI, JENNIFER MARGARET	90,864	0	TEACHING STAFF
BIGGAR, ALEXIS D.	89,566	97	TEACHING STAFF
BIGGIN, JUDITH	95,002	0	TEACHING STAFF
BIGGIN, MICHAEL W.	96,330	0	TEACHING STAFF
BIGOT DE LA TOUANNE, MARION LU	80,660	0	TEACHING STAFF

# BOARD OF EDUCATION OF SCHOOL DISTRICT NO. 36 (SURREY)

## UNAUDITED SCHEDULE OF FINANCIAL INFORMATION REMUNERATION AND EXPENSES - EMPLOYEES For The Year Ended June 30, 2020

Schedule 4

NAME	REMUNERATION	EXPENSES	POSITION
BINDRA, HARPREET KAUR	92,598	0	TEACHING STAFF
BINION, CRAIG A.	82,817	0	CONT. EDUCATION INSTRUCTOR
BINNING, MONINDER KAUR	93,183	0	TEACHING STAFF
BINNING, RAJWINDER KAUR	84,185	0	TEACHING STAFF
BIR, JATINDER KAUR	93,110	0	TEACHING STAFF
BIRDSALL, MEGAN AMELIA	85,033	0	TEACHING STAFF
BITTNER, MEGAN	78,362	0	TEACHING STAFF
BLABY, KELSEY SHEILA	93,961	0	TEACHING STAFF
BLACK, CHARLOTTE LESLEY	88,319	0	TEACHING STAFF
BLACK, CHRISTINA M.	95,153	3	TEACHING STAFF
BLACK, LORETTA LEE HOLLAND	82,323	0	TEACHING STAFF
BLACKMAN, LORIANNE ELIZABETH	84,613	0	TEACHING STAFF
BLACKMORE, MORRIS	93,078	11	TEACHING STAFF
BLACKWELL, SHELLEY JOY	96,361	518	TEACHING STAFF
BLAGDON, TRACY DAWN	117,952	4,307	EXCLUDED STAFF(ON MUN.PENSION)
BLAIR, GREG TYLER	85,261	0	MAINTENANCE STAFF
BLENMAN, ROGER R.	86,580	0	TEACHING STAFF
BLESSIN, SYLVIA KATHE	93,462	77	TEACHING STAFF
BLOOMFIELD, BRANDON MICHAEL	76,570	0	TEACHING STAFF
BOBIK, MARTIN	132,688	61	ADMINISTRATOR
BOBROWNIK, CHRISTOPHER	119,449	41	ADMINISTRATOR
BOGRESS, SANDRA C.	84,878	0	TEACHING STAFF
BOIEEIE, KYLA EVELYN	76,333	0	TEACHING STAFF
BOLA, SIMONE SONIA	77,020	81	TEACHING STAFF
BOLDUC, J REJEAN	132,688	170	ADMINISTRATOR
BOLTON, LILLIANA	84,941	0	TEACHING STAFF
BOLTON, RYAN E.	85,002	0	TEACHING STAFF
BOMFORD, KIMBERLY DAWN	91,858	0	TEACHING STAFF
BONDAR, JEWEL B	123,926	161	ADMINISTRATOR
BONN, MELISSA	92,775	998	TEACHING STAFF
BONT, JEFFREY ALAN	84,573	0	TEACHING STAFF
BOOKER, TIM S	96,361	667	TEACHING STAFF
BOOMHOWER, MARK T	95,926	0	TEACHING STAFF
BOOTH, DARCIE K.	89,908	0	TEACHING STAFF
BOPARAI, RABINDER KAUR	92,233	14	TEACHING STAFF
BORST, COLIN NICOLAS	85,927	0	TEACHING STAFF
BOS, CRYSTAL	91,756	0	TEACHING STAFF
BOTTAREL, MIA	87,006	0	TEACHING STAFF
BOUDIER, SHARON LEE	76,892	606	TEACHING STAFF
BOUDREAU, JNESSE	116,375	0	ADMINISTRATOR
BOUDREAU, JENNIFER LEE	81,219	0	TEACHING STAFF
BOULET, LAUREEN S.	132,770	560	ADMINISTRATOR
BOURASSA, DONALD	91,825	0	TEACHING STAFF
BOURASSA-LEBLANC, BRIGITTE M L	93,114	2,116	TEACHING STAFF
BOVENKERK, ARY	90,707	0	TEACHING STAFF
BOWIE, TAVIS JOHN	89,278	0	TEACHING STAFF
BOYANTON, VICTORIA	84,635	0	TEACHING STAFF
BOYER, AIMEE SARAH	113,647	14	ADMINISTRATOR
BOYLE, AMY RACHAEL L	76,173	0	TEACHING STAFF
BRABENEC, CARLA M.	89,301	885	TEACHING STAFF

# BOARD OF EDUCATION OF SCHOOL DISTRICT NO. 36 (SURREY)

## UNAUDITED SCHEDULE OF FINANCIAL INFORMATION REMUNERATION AND EXPENSES - EMPLOYEES For The Year Ended June 30, 2020

Schedule 4

NAME	REMUNERATION	EXPENSES	POSITION
BRABER, KARLA	93,117	334	ASSOCIATED PROFESSIONALS
BRADLEY, DIANE CHRISTIN	122,646	1,031	ADMINISTRATOR
BRADLEY, IXCHEL	136,729	54	ADMINISTRATOR
BRAEDER, MEGAN ANNE	92,266	0	TEACHING STAFF
BRAICH, SUNITA	93,151	0	TEACHING STAFF
BRALEY, GAYLE D	95,291	0	TEACHING STAFF
BRAMHILL, HEATHER A.	91,602	0	TEACHING STAFF
BRANDSON, FRANCES M.	84,925	0	TEACHING STAFF
BRANDT, MATTHEW COLIN	85,033	0	TEACHING STAFF
BRANIGAN, MARNA	93,117	0	TEACHING STAFF
BRAR, MANJEET K	91,971	0	TEACHING STAFF
BRAR, NEELU	82,144	0	TEACHING STAFF
BRAR, PARMJIT K.	91,841	0	TEACHING STAFF
BRAR, VICTOR S.	109,488	0	TEACHING STAFF
BRAZZILL, LAURIE LOUISE	86,445	0	TEACHING STAFF
BREBECK, DIANA BEATE	82,949	0	TEACHING STAFF
BREDA, GIOIA ROSARIA	93,184	0	TEACHING STAFF
BREDA, JOSEPH LINO	84,863	733	TEACHING STAFF
BREDENHOLLER, FERDINAND	84,790	867	TEACHING STAFF
BREDENHOLLER, MICHELLE T.	91,603	0	TEACHING STAFF
BREEN, RICHARD D.	139,836	0	ADMINISTRATOR
BREG, RACHELLE LISA	93,184	0	TEACHING STAFF
BRENNAN, LEONA	129,598	1,224	ADMINISTRATOR
BRENNER, CHARLOTTE A.	93,944	0	TEACHING STAFF
BRETT, KAREN J.	89,262	16	TEACHING STAFF
BRETT, SHELLEY T	132,688	54	ADMINISTRATOR
BREWER, MARINA HOPE	84,973	0	TEACHING STAFF
BRION, EDWIN	84,971	0	TEACHING STAFF
BRISBOIS, JEFF ROBERT	93,989	0	TEACHING STAFF
BRISE, KAREN MICHELLE	82,811	0	TEACHING STAFF
BRISKE, HEATHER	92,562	0	TEACHING STAFF
BRISTER, JULIA OCTAVIA	93,145	0	TEACHING STAFF
BRITT, DAWN MARIE	96,326	577	TEACHING STAFF
BROCKWAY, CARLEY	93,015	0	TEACHING STAFF
BRODIE, STEVEN L.	92,725	26	MAINTENANCE STAFF
BROGNO, SUSAN A.	91,786	0	TEACHING STAFF
BROTHERS, KENDALL DIANE	108,018	0	TEACHING STAFF
BROWN, COLIN ALEXANDER	87,570	0	TEACHING STAFF
BROWN, HELEN J.	91,146	0	TEACHING STAFF
BROWN, JENNIFER ANN	82,482	23	TEACHING STAFF
BROWN, LESLIE W.M.	76,746	262	TEACHING STAFF
BROWN, RORY GORDON	85,002	125	TEACHING STAFF
BROWN, ROXANNE L	91,692	0	TEACHING STAFF
BRUCE, CARLA A	92,217	0	TEACHING STAFF
BRUCE, GREGORY KYLE	93,151	0	TEACHING STAFF
BRUCE, PAUL J.	114,421	1,980	TEACHING STAFF
BRUGGER, JOCELYNE H.	76,071	0	TEACHING STAFF
BRUGGER, STEVE M.	93,112	0	TEACHING STAFF
BRUXELLE, GABRIELLA	91,328	0	TEACHING STAFF
BRYDEN, JILL NICOLE	93,147	0	TEACHING STAFF

# BOARD OF EDUCATION OF SCHOOL DISTRICT NO. 36 (SURREY)

## UNAUDITED SCHEDULE OF FINANCIAL INFORMATION REMUNERATION AND EXPENSES - EMPLOYEES For The Year Ended June 30, 2020

Schedule 4

NAME	REMUNERATION	EXPENSES	POSITION
BRYSON, CAITLIN JANE	75,817	0	TEACHING STAFF
BRZEZINSKI, EWA	93,112	0	TEACHING STAFF
BUCHAN, BILL J.	86,832	2,940	TEACHING STAFF
BUCHANAN, KIMBERLY RAE	94,842	9	TEACHING STAFF
BUCHHOLZ, GORDON R.	84,971	0	TEACHING STAFF
BUCIFAL, SLAVKO	97,427	0	TEACHING STAFF
BUCKHAM, JOYCE E.	84,935	0	TEACHING STAFF
BUCKINGHAM, GERARD P.	91,808	0	TEACHING STAFF
BUCKNOR, GARRET HARDLEY	87,687	0	TEACHING STAFF
BUDHRAJA, PUNEETA	90,777	24	TEACHING STAFF
BUENO, JOANNE GRACE	96,351	0	TEACHING STAFF
BUGDEN, NADINE	82,886	0	TEACHING STAFF
BUGLASS, SHAROLYN DIANE	82,795	0	TEACHING STAFF
BUHARIWALA, PERVIN D.	98,156	0	TEACHING STAFF
BUHL, HELMUT E.	84,935	0	TEACHING STAFF
BUIST, JOHN W.	91,808	0	TEACHING STAFF
BULLER, DONOVAN J.R.	101,748	18	TEACHING STAFF
BUNKER, BEVERLEY	89,422	0	TEACHING STAFF
BURDEN, KATHERINE J.	97,604	0	TEACHING STAFF
BURDEN, KRISTINE JEAN	91,233	0	TEACHING STAFF
BURN, PHILIPPA	78,086	0	TEACHING STAFF
BURRELL, LISA	76,361	0	TEACHING STAFF
BURWASH, KELLY JEAN	93,184	0	TEACHING STAFF
BURWASH, LESLEE A.M.	90,908	0	TEACHING STAFF
BUTTAR, GAYATRI KAUR	90,357	0	TEACHING STAFF
BYRNE, FIACRE CONOR	84,572	0	TEACHING STAFF
CADINHA, JANET CATHERINE	84,119	0	TEACHING STAFF
CAHEN, LIANE M	84,971	0	TEACHING STAFF
CALDWELL, BRIANNE AMBER	96,142	0	TEACHING STAFF
CALIMBAS, LYNN MARIE	91,637	0	TEACHING STAFF
CALLA, NICOLE MARIE T.	91,858	30	TEACHING STAFF
CALLAGAN, INGRID	82,164	0	TEACHING STAFF
CALLEGARI, ALISON	91,822	0	TEACHING STAFF
CAMERON, CLAIRE MAUDE	80,760	0	TEACHING STAFF
CAMERON, JORDY	93,112	0	TEACHING STAFF
CAMPBELL, COLIN M.	83,994	80	TEACHING STAFF
CAMPBELL, DANIELLE RENE	80,117	0	TEACHING STAFF
CAMPBELL, ELIZABETH SOUSA	93,117	22	TEACHING STAFF
CAMPBELL, GLYNIS ANN	91,652	0	TEACHING STAFF
CAMPBELL, LARA B	84,966	0	TEACHING STAFF
CAMPBELL, MARY	113,227	2,067	EXCLUDED STAFF(ON MUN.PENSION)
CAMPBELL, SCOTT H.	91,824	557	TEACHING STAFF
CAMPBELL, SHAWN JONATHAN	122,653	1,160	ADMINISTRATOR
CAMPBELL, TANYA LEE	91,786	0	TEACHING STAFF
CAMPION, NORENE ELIZABETH	91,759	0	TEACHING STAFF
CANDAELE, HEIDI N.	89,006	0	TEACHING STAFF
CANINO, STEPHANIE JEWEL	88,871	0	TEACHING STAFF
CANNON, CONSTANCE	91,808	0	TEACHING STAFF
CANTON, JAIME APRIL	76,315	0	TEACHING STAFF
CAPLAN, MICHAEL	91,703	0	TEACHING STAFF

# BOARD OF EDUCATION OF SCHOOL DISTRICT NO. 36 (SURREY)

## UNAUDITED SCHEDULE OF FINANCIAL INFORMATION REMUNERATION AND EXPENSES - EMPLOYEES For The Year Ended June 30, 2020

Schedule 4

NAME	REMUNERATION	EXPENSES	POSITION
CAPLAN, SHERRI ANNE	91,812	0	TEACHING STAFF
CARCAMO, JENI ELIZABETH	88,602	0	TEACHING STAFF
CARIGNAN, RYAN MICHAEL	85,031	51	TEACHING STAFF
CARLOS, MARIA MARGARITA	91,791	0	TEACHING STAFF
CARLSEN, CARRIE L.	94,756	8	TEACHING STAFF
CARLSEN, FLORENCE	100,700	0	TEACHING STAFF
CARLSON, NOLA J	93,117	236	TEACHING STAFF
CARMICHAEL, FERNE	91,791	0	TEACHING STAFF
CARMICHAEL, KAREN	91,770	0	TEACHING STAFF
CARMICHAEL, TERIANN M.	91,858	0	TEACHING STAFF
CARMICHAEL, VINCE M.	91,825	0	TEACHING STAFF
CARR, MARILYN ERIKA	86,269	0	TEACHING STAFF
CARRIOU, CHRISTINE HEI OK	93,016	0	TEACHING STAFF
CARTER, EDWARD GEOFFREY	82,387	0	TEACHING STAFF
CARTY, BARBARA MICHELLE	78,003	0	TEACHING STAFF
CASALIS, LAUREN ZEV	94,827	0	TEACHING STAFF
CASELL, MARK	102,146	108	TEACHING STAFF
CASELL, MOIRA B	84,971	0	TEACHING STAFF
CASELLS, DEBRA JULIANNA	93,892	0	TEACHING STAFF
CATTON, JAMIE KATHERINE	91,858	0	TEACHING STAFF
CAUDURO, DANIELA	94,776	800	TEACHING STAFF
CECCON, BRENDA V.	82,228	0	TEACHING STAFF
CERAZY, JOANNA E.	93,149	0	TEACHING STAFF
CERNEY, S. ALISON	108,642	0	TEACHING STAFF
CHAGANI, ZEENAT	91,841	0	TEACHING STAFF
CHALIFOUR, COLETTE	93,134	0	TEACHING STAFF
CHALLENGER, GINA A.C.	91,334	0	TEACHING STAFF
CHALMERS, DARLA LOUISE	103,387	20	TEACHING STAFF
CHALMERS, SARAH K.	93,181	0	TEACHING STAFF
CHAMBERS, LISA V.	132,729	334	ADMINISTRATOR
CHAMBERS, SEAN	128,084	48	ADMINISTRATOR
CHAMPION, BRENDA	91,760	0	TEACHING STAFF
CHAN, MICHAEL JAMES	76,359	0	TEACHING STAFF
CHAN, OPHELIA CHI-LING	75,942	0	TEACHING STAFF
CHAN, RICHARD DANIEL	97,698	0	TEACHING STAFF
CHAND, CARLING RAE	77,107	0	TEACHING STAFF
CHAND, NAVIN	92,991	5,181	EXCLUDED STAFF(ON MUN.PENSION)
CHANDRA, SHELLEY M.	91,691	0	TEACHING STAFF
CHANG, SKY WEN TING	75,436	0	TEACHING STAFF
CHAO, ALICE YU-CHEN	97,659	0	TEACHING STAFF
CHAPMAN, KIMBERLY MARIE	91,400	0	TEACHING STAFF
CHARLTON, DARREN SCOTT	91,786	0	TEACHING STAFF
CHARLTON, ERIN	93,145	0	TEACHING STAFF
CHARNETSKI, LAUREL ANNE	77,362	750	TEACHING STAFF
CHATHA, SHUVLEEN KAUR	86,561	0	TEACHING STAFF
CHAU, LINDA LE DIEN	132,688	97	ADMINISTRATOR
CHAULK, CASEY PATRICIA	93,151	4,276	TEACHING STAFF
CHAWLA, RINA KAUR	92,922	0	TEACHING STAFF
CHAYTOR, REBECCA WHITNEY	79,656	661	TEACHING STAFF
CHEEMA, RAVIJOAT KAUR	80,655	0	TEACHING STAFF



# BOARD OF EDUCATION OF SCHOOL DISTRICT NO. 36 (SURREY)

## UNAUDITED SCHEDULE OF FINANCIAL INFORMATION REMUNERATION AND EXPENSES - EMPLOYEES For The Year Ended June 30, 2020

Schedule 4

NAME	REMUNERATION	EXPENSES	POSITION
CHEN, SHERRY YIN SHAN	91,819	247	TEACHING STAFF
CHENG, DANNY	91,786	0	TEACHING STAFF
CHENG, PAUL	91,786	0	TEACHING STAFF
CHENG, SHUN	97,500	23	TEACHING STAFF
CHEUNG, IGNATIUS F.	78,949	0	TEACHING STAFF
CHHINA, AMANDEEP KAUR	91,858	326	TEACHING STAFF
CHILA, DON	117,876	17	ADMINISTRATOR
CHIN, ERROL ANDREW	84,966	0	TEACHING STAFF
CHINA, BRYAN MICHAEL	89,791	1,331	TEACHING STAFF
CHO, ISABEL	95,467	0	TEACHING STAFF
CHOE, ANN	94,600	0	TEACHING STAFF
CHOHAN, SUNDEEP K.	132,688	2,240	ADMINISTRATOR
CHOMCY, ELLEN K.J.	84,935	0	TEACHING STAFF
CHONG, JAMES	94,275	0	TEACHING STAFF
CHOPRA, ANU RADHA	93,114	0	TEACHING STAFF
CHOUDHARY, SWETA	78,731	0	TEACHING STAFF
CHOW, EDWIN	122,625	0	ADMINISTRATOR
CHOW, LEANNE CHRISTINE	91,691	0	TEACHING STAFF
CHOW, MARK	91,753	0	TEACHING STAFF
CHRISTMAS, SUSANNE NORIKO	94,341	0	TEACHING STAFF
CHRIST-OBRIEN, CAROLIN	93,112	0	TEACHING STAFF
CHRISTENSEN, DIANE	122,653	0	ADMINISTRATOR
CHRISTENSEN, LEAH	113,012	17	ADMINISTRATOR
CHRISTENSEN, LOYD	97,631	6	TEACHING STAFF
CHRISTENSEN, SHAUNA L.	97,432	0	TEACHING STAFF
CHRYSTAL, MALCOLM JOHN	82,357	0	TEACHING STAFF
CHUA, DONNA FAYE TAN	76,800	7	TEACHING STAFF
CHUAH, POH C.	104,896	0	TEACHING STAFF
CHUBACK, LYNN	85,002	0	TEACHING STAFF
CHUNG, PHILIA ABIGAIL	85,027	0	TEACHING STAFF
CHURCH, MATTHEW JASON	93,145	0	TEACHING STAFF
CHURCH, STEPHEN	93,949	94	TEACHING STAFF
CIAMMAICHELLA, LORI-ANNE	91,825	0	TEACHING STAFF
CLARK, CRYSTAL LYNN	82,563	0	TEACHING STAFF
CLARK, DAVID	93,068	0	TEACHING STAFF
CLARK, KERRY KATHLEEN	89,245	0	TEACHING STAFF
CLARK, LORI LYNN	92,462	113	TEACHING STAFF
CLARK, RICHARD J.	98,156	0	TEACHING STAFF
CLARK, SANDRA JANE	91,825	0	TEACHING STAFF
CLAYTON, RUSSELL J	89,954	0	TEACHING STAFF
CLAYTON, TIMOTHY ALLAN	81,235	0	TEACHING STAFF
CLEMENT, PAUL KA KEI	91,859	0	TEACHING STAFF
CLEMENTS, LISA ANNE	85,696	0	TEACHING STAFF
CLEMSON, ERIC	78,982	0	TEACHING STAFF
CLIFT, TANYA R.	95,191	1,175	TEACHING STAFF
CLIFT, TAYLOR GORDON	95,303	2,412	TEACHING STAFF
CLOCHER-FLINK, ANNE-LAURE GABR	84,997	0	TEACHING STAFF
CLOUGH, LAUREL SUSAN	132,770	0	ADMINISTRATOR
CLOUTIER, JANET E	91,825	0	TEACHING STAFF
CLOWERS, TARA MARIE	83,321	0	TEACHING STAFF

# BOARD OF EDUCATION OF SCHOOL DISTRICT NO. 36 (SURREY)

## UNAUDITED SCHEDULE OF FINANCIAL INFORMATION REMUNERATION AND EXPENSES - EMPLOYEES For The Year Ended June 30, 2020

Schedule 4

NAME	REMUNERATION	EXPENSES	POSITION
CLUNAS, BRIAN R	98,274	24	TEACHING STAFF
COE, COLLINE CANDICE	87,016	0	TEACHING STAFF
COFFIN, SARAH	81,276	0	TEACHING STAFF
COJOCARU, AMRIT KAUR	85,928	0	TEACHING STAFF
COLE, PATRICIA ANN	76,317	0	TEACHING STAFF
COLEBORN, CHRISTINA SUZANNE	85,834	0	TEACHING STAFF
COLEBORN, RON JAMES	94,235	0	TEACHING STAFF
COLEMAN, ERIN LORRAINE	91,824	0	TEACHING STAFF
COLEMAN, KIMBERLEY MICHELLE	77,303	0	TEACHING STAFF
COLGATE, ELAINE SUSAN	132,770	56	ADMINISTRATOR
COLP, DARIEN NEIL	93,112	0	TEACHING STAFF
COLP, SANDRA	84,966	0	TEACHING STAFF
COLTER, KATY	132,688	155	ADMINISTRATOR
COLTMAN, JUANITA GEORGINA	129,577	0	ADMINISTRATOR
COLWELL, CINDY	93,117	0	TEACHING STAFF
COMPTON, LAUREN KRISTEN	83,252	0	TEACHING STAFF
CONDRASHOFF, LILLIAN	84,909	0	ASSOCIATED PROFESSIONALS
CONKIN, CASSIDY JOEL	77,390	0	TEACHING STAFF
CONNELLY, SHARON J.	93,112	0	TEACHING STAFF
CONNOR, RANJIT K.	91,088	0	TEACHING STAFF
CONNOR, WILLIAM	91,791	0	TEACHING STAFF
CONVERY, GARETH BRUCE	94,924	269	TEACHING STAFF
COOK, KYM A.	116,376	655	ADMINISTRATOR
COOPER, LAUREL A.	101,423	18	TEACHING STAFF
COPELAND, REBECCA	129,577	15	ADMINISTRATOR
COPLEY, JAMES DONALD	89,604	0	TEACHING STAFF
COPP, JENNIFER LYNN	91,858	1,172	TEACHING STAFF
CORDEIRO, MEAGAN KATRINA	80,946	0	TEACHING STAFF
CORDUKES, CORINNE J.	89,534	186	TEACHING STAFF
CORMAN, RHONDA J.	89,501	750	TEACHING STAFF
CORNFIELD, MICHELLE CATHERINE	84,969	0	TEACHING STAFF
CORREIA, LISA MAY	94,592	0	TEACHING STAFF
CORRICK, CHERYL ANNE	91,372	9	TEACHING STAFF
COUPAR, FIONA	86,864	189	TEACHING STAFF
COURTADE, JAIME	87,494	68	STUDENT SUPPORT STAFF
COUSINEAU, GISELE M.	91,691	0	TEACHING STAFF
COWAN, STEVEN MARK	119,251	36	ADMINISTRATOR
COX, JENNIFER LYNN	91,857	0	TEACHING STAFF
COX, TYLER ANDREW	94,210	0	TEACHING STAFF
CRAWFORD, SANDRA A.	92,032	0	TEACHING STAFF
CREIGHTON, DAVID RICHARD	76,338	4,501	MAINTENANCE STAFF
CREMA, JEREMY CHRISTOPHE	83,576	0	TEACHING STAFF
CRESPO, GRACE IRENE F.	84,997	0	TEACHING STAFF
CRISAFI, SOPHIA CLAUDIA	75,789	0	TEACHING STAFF
CRNKOVICH, KRISTY JEAN	111,075	3	ADMINISTRATOR
CRONE, LISA A.	85,002	0	TEACHING STAFF
CRONKHITE, JANET	95,458	0	TEACHING STAFF
CROSBY, KAILIE ALEXIS	89,316	20	TEACHING STAFF
CROSLAND, ANNA	84,445	9	TEACHING STAFF
CROSS, TIM	139,836	3,165	ADMINISTRATOR

# BOARD OF EDUCATION OF SCHOOL DISTRICT NO. 36 (SURREY)

## UNAUDITED SCHEDULE OF FINANCIAL INFORMATION REMUNERATION AND EXPENSES - EMPLOYEES For The Year Ended June 30, 2020

Schedule 4

NAME	REMUNERATION	EXPENSES	POSITION
CROSSE, LISA MARJORIE	84,574	0	TEACHING STAFF
CROUTCH, TRACY LYNN	84,966	0	TEACHING STAFF
CUMMINGS, HEATHER ANNE	91,858	0	TEACHING STAFF
CUNHA, KATHY MAY	84,935	0	TEACHING STAFF
CUNNINGHAM, M. LORI	83,147	0	TEACHING STAFF
CURBY, CORALEE REDEAN	161,391	5,272	ASSOCIATED PROFESSIONALS
CURRY, KATHY	85,002	0	TEACHING STAFF
CURTIS, NICOLE LOUISE	86,780	14	TEACHING STAFF
CUTHBERT, TRACEY	84,154	0	TEACHING STAFF
CUTWAY, DEANA L	93,112	8	TEACHING STAFF
CYBULSKIE, KATHIE FRANCES	91,791	0	TEACHING STAFF
CYRENNE, GUYLAINE	91,840	0	TEACHING STAFF
D'SOUZA, LEON MICHAEL	96,300	0	TEACHING STAFF
DA COSTA, TINA M.	108,137	6	ADMINISTRATOR
DABBS, YVETTE	90,860	0	TEACHING STAFF
DAINTREY, SARAH ELIZABETH	95,031	6	TEACHING STAFF
DALGLEISH, MELISSA F.	90,753	0	TEACHING STAFF
DAMASO, CHRISTINE NICOLE	75,034	0	TEACHING STAFF
DANIEL, CATHY ANN	84,979	0	TEACHING STAFF
DANIELS, DENISE LYN	162,598	7,119	EXCLUDED STAFF(ON TCH PENSION)
DANN, BRUCE ALLAN	85,004	0	TEACHING STAFF
DARBY, MEGAN LARAINÉ	84,818	0	TEACHING STAFF
DARLING, DEBBIE L.	80,654	0	TEACHING STAFF
DAS, APARNA	91,620	646	TEACHING STAFF
DAVIDSON, ERIN MARIE	76,417	60	TEACHING STAFF
DAVIDSON, IAN SCOTT	91,756	0	TEACHING STAFF
DAVIES, CLAUDINE	139,876	0	ADMINISTRATOR
DAVIS, AARON MICHAEL	93,973	0	TEACHING STAFF
DAVIS, DEBORAH MARIE	99,624	610	TEACHING STAFF
DAVIS, LAURA KATHRYN	85,009	0	TEACHING STAFF
DAVIS, LISA	91,652	0	TEACHING STAFF
DAVIS, PAMELA	93,116	722	TEACHING STAFF
DAVISON MANERY, TAMELA D.	129,577	0	ADMINISTRATOR
DAVISON, CAROL D	132,729	77	ADMINISTRATOR
DAWSON, CINDY	92,290	0	TEACHING STAFF
DAWSON, KIMBERLEY JOY	77,221	0	TEACHING STAFF
DAWSON, STEPHEN COLIN	95,070	0	TEACHING STAFF
DAY, NICHOLAS P.	97,290	444	TEACHING STAFF
DAYTON, BRUCE	97,391	105	TEACHING STAFF
DAYTON, LEAH P.	97,390	0	TEACHING STAFF
DE BOICE, KEVIN A	139,836	32	ADMINISTRATOR
DE JAGER, MICHELLE LYNN	94,080	0	TEACHING STAFF
DE LA PAZ, PATRICK ALLEN	93,965	0	TEACHING STAFF
DE LA VEGA, JENNIFER MARY	89,516	2,247	TEACHING STAFF
DE LANGE, PETRONELLA JOHANNA	93,117	0	TEACHING STAFF
DEANGELIS, JUDY	93,112	0	TEACHING STAFF
DEBAD, JACK SCOTT	93,137	0	TEACHING STAFF
DECAIRE, JOHN JAMES	76,171	0	TEACHING STAFF
DECAIRE, SIMONE ELISABETH	82,562	0	TEACHING STAFF
DECK, RICK L	99,544	3,296	EXCLUDED STAFF(ON MUN.PENSION)

# BOARD OF EDUCATION OF SCHOOL DISTRICT NO. 36 (SURREY)

## UNAUDITED SCHEDULE OF FINANCIAL INFORMATION REMUNERATION AND EXPENSES - EMPLOYEES For The Year Ended June 30, 2020

Schedule 4

NAME	REMUNERATION	EXPENSES	POSITION
DECMAN, ROBERT	84,997	0	TEACHING STAFF
DEEKS, PHILLIP J.L.	97,466	243	TEACHING STAFF
DEGIANNI, JULIE	84,966	0	TEACHING STAFF
DEGHAN, MEGHAN I	91,227	8	TEACHING STAFF
DEJENE, ANTEW	75,909	0	TEACHING STAFF
DEKERF, DAVID	132,729	654	ADMINISTRATOR
DEMAERE, GINETTE	93,151	0	TEACHING STAFF
DEMUYNCK, JENNIFER MARI	116,376	0	ADMINISTRATOR
DENNILL, KAREN ALISON	82,844	0	TEACHING STAFF
DENNIS, LISA C.	87,039	140	TEACHING STAFF
DENNSTEDT, ANGELA	93,145	459	TEACHING STAFF
DEO, MANDEEP KAUR	89,568	0	TEACHING STAFF
DEO, RONALD PRATAP	75,446	397	EXCLUDED STAFF(ON MUN.PENSION)
DEOL, DEVINDER	104,279	18	TEACHING STAFF
DEOL, HARJIT S.	100,119	0	TEACHING STAFF
DEOL, HARPAL	88,760	0	TEACHING STAFF
DEOL, HARPREET K.	75,281	0	TEACHING STAFF
DEOL, SUNNY	122,653	183	ADMINISTRATOR
DER, RACHEL ANNE	125,642	70	ADMINISTRATOR
DERBYSHIRE, BRENT	75,529	358	TEACHING STAFF
DESAUTELS, PAULA SUSAN	132,729	1,036	ADMINISTRATOR
DESLAURIERS, CAROLINE A.	75,735	932	TEACHING STAFF
DESLAURIERS, LAURENT MARCEL	84,971	0	TEACHING STAFF
DEUTSCH, RYAN ANTHONY	91,858	347	TEACHING STAFF
DEVJI, SHEEBA	83,962	0	TEACHING STAFF
DEWAR, ALEX	84,927	0	TEACHING STAFF
DEWINETZ, ROBERT WILLIAM	120,044	830	ADMINISTRATOR
DHALIWAL, AMANJOT	93,145	0	TEACHING STAFF
DHALIWAL, AMANY AMANDEEP KAUR	96,419	0	TEACHING STAFF
DHALIWAL, AMARDEEP	85,716	0	TEACHING STAFF
DHALIWAL, GURJIT KAUR	85,032	0	TEACHING STAFF
DHALIWAL, GURVINDER NEETU	96,221	0	TEACHING STAFF
DHALIWAL, HARMANJIT SINGH	83,224	0	EXCLUDED STAFF(ON MUN.PENSION)
DHALIWAL, JAGDEEP K.	123,944	31	ADMINISTRATOR
DHALIWAL, MANDEEP SINGH	94,732	0	TEACHING STAFF
DHALIWAL, PARMINDER K.	77,945	0	TEACHING STAFF
DHALIWAL, SANDEEP KAUR	91,819	0	TEACHING STAFF
DHALIWAL, SANDEEP SONNY	97,659	0	TEACHING STAFF
DHALIWAL, SONIA KAUR	89,497	0	TEACHING STAFF
DHANJU, RUPINDER	91,701	0	TEACHING STAFF
DHARAMSHI, SHAMIRA K.	81,608	0	TEACHING STAFF
DHARIWAL, BALJIT KAUR	91,706	0	TEACHING STAFF
DHATT, AMANPREET KAUR	76,555	0	TEACHING STAFF
DHATT, NAVJOT KAUR	84,853	0	TEACHING STAFF
DHILLON, DAVINDER KAUR	91,691	0	TEACHING STAFF
DHILLON, JATINDER	166,131	15,859	EXCLUDED STAFF(ON TCH PENSION)
DHILLON, KULWINDER	96,041	0	TEACHING STAFF
DHILLON, MANJIT M.	85,002	0	TEACHING STAFF
DHILLON, PRITPAL KAUR	84,966	0	TEACHING STAFF
DHILLON, RAVIJOT	85,033	0	TEACHING STAFF

# BOARD OF EDUCATION OF SCHOOL DISTRICT NO. 36 (SURREY)

## UNAUDITED SCHEDULE OF FINANCIAL INFORMATION REMUNERATION AND EXPENSES - EMPLOYEES For The Year Ended June 30, 2020

Schedule 4

NAME	REMUNERATION	EXPENSES	POSITION
DHILLON, SABRINA MANDEEP	93,182	0	TEACHING STAFF
DHILLON, SARA	84,608	0	TEACHING STAFF
DHILLON, SUKHDEEP KAUR	93,185	0	TEACHING STAFF
DHILLON, SUMANPAL SINGH	83,725	0	TEACHING STAFF
DHINDSA, KIRANVEER KAUR	83,482	12	TEACHING STAFF
DHOT, JASVINDER KAUR	89,534	0	TEACHING STAFF
DHUDWAL, SHARONJEET KAUR	92,986	0	TEACHING STAFF
DI ANTONIO, RINO	79,649	385	EXCLUDED STAFF(ON MUN.PENSION)
DI CESARE, DIANA	134,058	4,377	ADMINISTRATOR
DI CURZIO, LORETA LORETANA	91,826	0	TEACHING STAFF
DICKIE, CHELSEY JENNIFER	85,032	0	TEACHING STAFF
DICKINSON, ROBIN	93,117	800	TEACHING STAFF
DICKSON, CHRISTINA FAY	85,033	0	TEACHING STAFF
DIEGEL, LISA JOY	92,531	0	TEACHING STAFF
DIETRICH, MICHELE M	91,753	0	TEACHING STAFF
DIEWERT, TERESA LYNN	87,111	0	TEACHING STAFF
DIOGAN, GURDEEP	78,777	21	EXCLUDED STAFF(ON MUN.PENSION)
DIONNE, RENEE	92,965	54	TEACHING STAFF
DOCKSTEADER, REEGAN ROBERT W.	76,522	0	TEACHING STAFF
DODD, SUZANNE MARIE	78,617	0	TEACHING STAFF
DODGE, ALICIA VICTORIA	95,241	0	TEACHING STAFF
DOLL, MARJORIE LORRAINE	84,970	0	TEACHING STAFF
DOMEIER, LISA M.	96,065	0	TEACHING STAFF
DOMINGO, ELEANOR ASUNCION	93,112	0	TEACHING STAFF
DOMONKOS, CHRISTY LEE	82,681	198	TEACHING STAFF
DOMONKOS, JACQUELINE L.	91,820	0	TEACHING STAFF
DONALDSON, KEITH LESLIE	84,640	0	TEACHING STAFF
DONNELLY, GERALDINE	93,926	0	TEACHING STAFF
DONNELLY, KRISTIN MARIE	91,104	0	TEACHING STAFF
DONNISON, TAMARA LEAH	78,512	0	TEACHING STAFF
DONOHUE, CARRIE ANN	85,002	0	TEACHING STAFF
DONOVAN, JOAN ELIZABETH	92,280	42	ADMINISTRATOR
DOREY, KRISTIN	93,176	338	TEACHING STAFF
DOS SANTOS, CARLA MARIA	84,966	0	TEACHING STAFF
DOSANJH, BALRAJ	91,127	0	TEACHING STAFF
DOSANJH, JASLEEN KAUR	93,145	0	TEACHING STAFF
DOSANJH, NAVNIT	95,949	0	TEACHING STAFF
DOUBLEDAY, DAVID RHYS	86,044	0	TEACHING STAFF
DOUGLAS, AARON KYLE	101,225	0	CONT. EDUCATION INSTRUCTOR
DOUGLAS, MURIEL	132,729	86	ADMINISTRATOR
DOUGLAS, SAMUEL DAVID	92,976	18	TEACHING STAFF
DOUGLAS, TERRI MICHELLE	97,660	0	TEACHING STAFF
DOULL, JENNIFER LEIGH	83,319	0	TEACHING STAFF
DOWNES, ANDREA	93,078	647	TEACHING STAFF
DOWNES, EMILINE	91,826	0	TEACHING STAFF
DOYLE, DOUGLAS LEONARD	93,078	0	TEACHING STAFF
DOYLE, MICHAEL ROY	100,336	0	TEACHING STAFF
DRAKE, ADAM	100,873	24	TEACHING STAFF
DRAKE, JULIA V.	91,562	0	TEACHING STAFF
DRAYTON, LEAH GAY	80,524	622	EXCLUDED STAFF(ON MUN.PENSION)

# BOARD OF EDUCATION OF SCHOOL DISTRICT NO. 36 (SURREY)

## UNAUDITED SCHEDULE OF FINANCIAL INFORMATION REMUNERATION AND EXPENSES - EMPLOYEES For The Year Ended June 30, 2020

Schedule 4

NAME	REMUNERATION	EXPENSES	POSITION
DREW, KATHERINE	91,691	0	TEACHING STAFF
DREWS, YVETTE NICOLE	99,019	6,291	ASSOCIATED PROFESSIONALS
DRIEDGER, TREVOR CLARKE	84,843	0	TEACHING STAFF
DRISCOLL, MICHAEL R.	106,438	0	TEACHING STAFF
DRISS, BEN S.	108,904	0	TEACHING STAFF
DUBLAND, ELYSIA SUZANNA	82,476	0	TEACHING STAFF
DUCKWORTH, VERNA G	96,706	226	TEACHING STAFF
DUDKA, MARCELO C.	91,786	332	TEACHING STAFF
DUECK, KAREN A.	92,717	0	TEACHING STAFF
DUFAULT, LAUREL E.	91,858	42	TEACHING STAFF
DUFF, KASHA M.	114,474	15	ADMINISTRATOR
DUIMEL, PAULA J	91,786	0	TEACHING STAFF
DUKE, BRENDA LYNN	78,299	0	TEACHING STAFF
DUKE, DEREK GRAHAM	93,999	30	TEACHING STAFF
DULLA, MANJIT	91,786	0	TEACHING STAFF
DULLKU, OMINDER MEENA	85,033	0	TEACHING STAFF
DUMOUCHELLE, MICHAEL R.	95,787	974	TEACHING STAFF
DUNCAN, DORIS	87,757	0	TEACHING STAFF
DUNCAN, JAMISON JOHN	83,007	0	TEACHING STAFF
DUNCAN, YOLANDA	91,791	732	TEACHING STAFF
DUNDAS, PATRICIA LOUISE	179,622	9,164	EXCLUDED STAFF(ON MUN.PENSION)
DUNDERDALE, PATTY AGNES	91,753	0	TEACHING STAFF
DUNLOP, CALVIN R	91,825	0	TEACHING STAFF
DUNLOP, LINDA J	93,151	1,077	TEACHING STAFF
DUNN, BLAKE RONALD	92,997	0	TEACHING STAFF
DUNNING, FIONA G.	91,825	0	TEACHING STAFF
DY, JOAN YUEN-YE	82,911	0	TEACHING STAFF
DYCK, LORETTA GRACE	92,654	0	TEACHING STAFF
DYCK, PETER ALEX	83,729	0	TEACHING STAFF
DYCK, SHARON	96,105	0	TEACHING STAFF
DYM, DAMIAN	96,392	0	TEACHING STAFF
EAGLE, KIM D.	97,249	159	TEACHING STAFF
EAKET, GILLIAN	83,604	0	TEACHING STAFF
EARL, LAURA MICHELLE	80,121	205	TEACHING STAFF
EASTON, DEBORAH JANE	81,583	9	TEACHING STAFF
EBBETT, AMANDA DAWN	84,785	0	TEACHING STAFF
ECKERT, FIONA ANNE	136,688	36	ADMINISTRATOR
ECKERT, MICHEAL	101,337	370	TEACHING STAFF
EDWARDS, JENNIFER ELIZABETH	89,807	0	TEACHING STAFF
EDWARDS, KATHLEEN	91,739	0	TEACHING STAFF
EDWARDS, WARREN R	85,002	0	TEACHING STAFF
EELES, KATHERINE ELIZABETH	75,584	0	TEACHING STAFF
EGAN, PETER B.	84,971	0	TEACHING STAFF
EGITTO, CHARLENE	93,151	1,191	TEACHING STAFF
EHL, LEONARDA	91,791	1,627	TEACHING STAFF
EISMA, SYLVIA H.	125,830	34	TEACHING STAFF
EL HALABI, LOUAY FARID	85,017	44	TEACHING STAFF
EL-NASHAR, ZEINA SULEIMAN	122,707	33	ADMINISTRATOR
ELDEN, KRISTY LOUISE	91,599	0	TEACHING STAFF
ELDER, JOLENE KRISTI LYN	108,230	2,396	ADMINISTRATOR

# BOARD OF EDUCATION OF SCHOOL DISTRICT NO. 36 (SURREY)

## UNAUDITED SCHEDULE OF FINANCIAL INFORMATION REMUNERATION AND EXPENSES - EMPLOYEES For The Year Ended June 30, 2020

Schedule 4

NAME	REMUNERATION	EXPENSES	POSITION
ELFSTROM, TRACEY A.	91,825	0	TEACHING STAFF
ELLESTAD, FRANK PAUL	75,037	92	TEACHING STAFF
ELLETT, CHRISTOPHER RYAN EARL	95,966	64	TEACHING STAFF
ELLETT, LINDSEY MARIE	95,221	273	TEACHING STAFF
ELLIOT, ANDREW	80,803	0	EXCLUDED STAFF(ON MUN.PENSION)
ELLIOTT, PAUL ALEXANDER	110,420	0	TEACHING STAFF
ELLIS, DIANA E	129,577	41	ADMINISTRATOR
ELLISON, MARY PATRICIA	82,947	9	TEACHING STAFF
ELPHICK, MELISSA CARLY	89,897	0	TEACHING STAFF
ELSTON, SHEREE LYNN	93,758	0	TEACHING STAFF
EMAMVERDI, MASOUMEH	92,976	0	TEACHING STAFF
ENDERS, MARLIS N.M.	84,154	0	TEACHING STAFF
ENGBRECHT, PATRICIA	91,533	0	TEACHING STAFF
ENGLAND, MARC	94,776	0	TEACHING STAFF
ENGLISH, LLOWYIN E.	79,124	0	TEACHING STAFF
ENNS, MARINA L.	120,088	1,465	ADMINISTRATOR
EPP, KAREN	91,789	0	TEACHING STAFF
EPPELE, KRISTINE PATRICE	108,230	28	ADMINISTRATOR
ERB, CRAIG M.	93,965	0	TEACHING STAFF
ERCEG, DAJANA	83,317	0	TEACHING STAFF
ERCEG, PETER N.	91,753	0	TEACHING STAFF
ERICKSON, BLAKE CAMERON	87,174	0	TEACHING STAFF
ETHIER, STEPHANE	91,786	0	TEACHING STAFF
EURICH, KRISTINE ALENA	91,858	0	TEACHING STAFF
EVANS, SEAN DANIEL	75,371	46	TEACHING STAFF
EWACHA, EDWARD LESLIE	93,996	714	TEACHING STAFF
EWEN, LEANNE	90,839	0	TEACHING STAFF
EWEN, MICHAEL S.	90,821	0	TEACHING STAFF
EZAKI, VANESSA	88,094	1,370	EXCLUDED STAFF(ON MUN.PENSION)
FADUM, KAREN UNA	92,263	0	TEACHING STAFF
FALK, KIRSTEN ELIZABETH	100,261	13	TEACHING STAFF
FARAONE, JUSTIN JACK	93,144	0	TEACHING STAFF
FARQUHAR, KIRSTEN	122,694	33	ADMINISTRATOR
FARQUHAR, ROBERTA JEAN	81,668	0	TEACHING STAFF
FARSTAD, KAIJA LEONA	89,695	0	TEACHING STAFF
FASSE, BRIAN JOHANNES	93,998	0	TEACHING STAFF
FAST, DARRELL	96,104	698	TEACHING STAFF
FAUCHON, PIERRE	84,935	0	TEACHING STAFF
FEATHER, MAIKEN MICHELE	91,858	0	TEACHING STAFF
FEAZEL, CELINE DYMUNA	90,482	993	TEACHING STAFF
FEDDER, SHANAH	90,660	0	TEACHING STAFF
FEDYK, CARLOS A.	91,562	0	TEACHING STAFF
FELTHAM, BARBARA	89,500	0	TEACHING STAFF
FENRICK, LAURETTA C.	132,688	36	ADMINISTRATOR
FENTON, LAURA LEE	125,642	245	ADMINISTRATOR
FERGUSON, HEIDI KATHLEEN	84,972	0	TEACHING STAFF
FERGUSON, JARED RICHARD V.	84,878	0	TEACHING STAFF
FERGUSON, PAUL JAMES	91,691	0	TEACHING STAFF
FERNANDEZ, ANN MARIE	96,113	0	TEACHING STAFF
FERRIER, LEE A.	95,070	0	TEACHING STAFF

# BOARD OF EDUCATION OF SCHOOL DISTRICT NO. 36 (SURREY)

## UNAUDITED SCHEDULE OF FINANCIAL INFORMATION REMUNERATION AND EXPENSES - EMPLOYEES For The Year Ended June 30, 2020

Schedule 4

NAME	REMUNERATION	EXPENSES	POSITION
FERRIS, ALEXANDRA	93,128	51	TEACHING STAFF
FETIGAN, LESLEY A.	91,652	0	TEACHING STAFF
FETT, BONNY GLORIA A.	84,563	0	TEACHING STAFF
FEUZ, ANALISA	93,078	228	TEACHING STAFF
FICZAY, VALENTINA	81,650	255	TEACHING STAFF
FIELD, ALEXIS KIRSTEN	79,591	10	TEACHING STAFF
FIGUEIRA, MARK A.	96,106	0	TEACHING STAFF
FILPOVIC, SUZANA	83,927	0	TEACHING STAFF
FILIPPELLI, GIUSEPPE JOE	94,623	0	TEACHING STAFF
FILTEAU, CHLOE SHIVAUN	79,683	0	TEACHING STAFF
FINDLAY, CHRISTA TAMARA	91,825	0	TEACHING STAFF
FINDLAY, JANNA MARIE	79,669	0	TEACHING STAFF
FINDLAY, JENNIFER A.	91,825	0	TEACHING STAFF
FISHER, NIGEL ALAN	85,296	82	TEACHING STAFF
FITZ, RONDALYN	122,735	3,073	ADMINISTRATOR
FITZGERALD, DR. SHEOLLAGH	93,052	0	TEACHING STAFF
FJERMESTAD, LISA A	84,751	0	TEACHING STAFF
FLACK, H. EMILY C.	89,567	0	TEACHING STAFF
FLANAGAN, AMBER E	132,688	333	ADMINISTRATOR
FLANNAGAN, ALLISON M.	91,827	0	TEACHING STAFF
FLATHER, DARCEY LYNN	79,885	0	TEACHING STAFF
FLEMING, KEVIN S.	91,825	0	TEACHING STAFF
FLINK, BLAIR	97,445	18	TEACHING STAFF
FLINT, COLETTE L.	92,983	0	TEACHING STAFF
FLORES, JOBEE ANN	81,680	0	TEACHING STAFF
FLORIO, JODI LYNN	91,858	0	TEACHING STAFF
FLYNN, MARK J.	122,654	2,835	ADMINISTRATOR
FOLEY, MICHAEL O'BRIEN	84,239	0	TEACHING STAFF
FONG, PUI TING KAREN	92,646	0	TEACHING STAFF
FONTANA, SHARLENE ANITA	84,877	505	TEACHING STAFF
FORBES, JANE ALEXANDRA	132,688	49	ADMINISTRATOR
FORBES-KING, GREG WILLIAM	145,039	4,723	EXCLUDED STAFF(ON MUN.PENSION)
FORDE, MIKA MARIA	87,191	19	TEACHING STAFF
FORRESTER, PATRICIA A	93,067	151	TEACHING STAFF
FORSYTH, CAROLYN	92,976	1,872	TEACHING STAFF
FOSTER, ELIZABETH A.	99,975	80	TEACHING STAFF
FOSTER, GLENNIS	84,935	0	TEACHING STAFF
FOSTER, GRACE	91,240	0	TEACHING STAFF
FOURNIER, DEREK	93,151	0	TEACHING STAFF
FOWLER, GAIL ANNETTE	93,095	0	TEACHING STAFF
FOWLER, PATRICIA M.	91,753	0	TEACHING STAFF
FOX, ANDREA D.	92,326	0	TEACHING STAFF
FOX, ANN-MAREE	93,078	1,299	TEACHING STAFF
FRAMPTON, RUSSELL PATRICK	82,811	8	TEACHING STAFF
FRANK, GREG DWIGHT	210,414	25,265	EXCLUDED STAFF(ON MUN.PENSION)
FRANK, MONICA	122,665	73	ADMINISTRATOR
FRANSEN, LANA ERINNE	82,815	0	TEACHING STAFF
FRANSEN, TAMARA LYNN	93,145	0	TEACHING STAFF
FRASER TILLEY, BARBARA KRISTIN	93,117	51	TEACHING STAFF
FRASER, CHRISTINA	75,354	0	TEACHING STAFF



# BOARD OF EDUCATION OF SCHOOL DISTRICT NO. 36 (SURREY)

## UNAUDITED SCHEDULE OF FINANCIAL INFORMATION REMUNERATION AND EXPENSES - EMPLOYEES For The Year Ended June 30, 2020

Schedule 4

NAME	REMUNERATION	EXPENSES	POSITION
FRASER, SUSAN M.	91,367	6	TEACHING STAFF
FREDERICKSON, JOHN PAUL	93,120	0	TEACHING STAFF
FREDERICKSON, LINDSEY VICTORIA	90,809	3,315	TEACHING STAFF
FREEMAN, MARGO LEIGH	85,034	0	TEACHING STAFF
FRENCH, SUSAN	91,792	0	TEACHING STAFF
FREW, TAMARA D.	93,150	0	TEACHING STAFF
FRIEDERICH, RACHEL KARA	83,942	1,594	TEACHING STAFF
FRIEL, KAREN ANGELA	85,032	0	TEACHING STAFF
FRIESEN, BRIAN	107,480	0	MAINTENANCE STAFF
FRIESEN, GENEVIEVE IRENE	91,653	0	TEACHING STAFF
FRIESEN, MICHAEL ANTHONY	78,949	318	TEACHING STAFF
FRINSKIE, LEONARD A	75,833	0	MAINTENANCE STAFF
FRISK, KENNETH M.	91,787	0	TEACHING STAFF
FROST, LINDA LOUISE	84,971	242	TEACHING STAFF
FROST, PAUL	93,572	0	TEACHING STAFF
FRYER, TOBY HOVAN	91,858	0	TEACHING STAFF
FULLER, MERILEE L.	91,572	0	TEACHING STAFF
FULLER, SUSAN	91,791	0	TEACHING STAFF
FURTADO, ANTONIO	91,786	0	TEACHING STAFF
GABEL, VINCENT A	84,935	0	TEACHING STAFF
GABRIEL-MORRISSEY, ANGELA	91,786	197	TEACHING STAFF
GABRIELE, CARRIE L	91,786	0	TEACHING STAFF
GABRYS, LISA MARIE	92,686	0	TEACHING STAFF
GAETZ, HEIDI M.	91,166	0	TEACHING STAFF
GAGNON, MICHEL	93,151	751	TEACHING STAFF
GAIND, ANITA	100,228	12	TEACHING STAFF
GALE, JENNIFER MICHELLE	78,590	0	TEACHING STAFF
GALLACHER, DREW	88,213	0	TEACHING STAFF
GALLAGHER, CHERYL	91,825	0	TEACHING STAFF
GALLAGHER, MARY PATRICIA E	94,961	0	TEACHING STAFF
GALLANT, STEPHANIE	84,966	24	TEACHING STAFF
GAMMEL, BYRON M.	132,688	88	ADMINISTRATOR
GANDER, MANDY M.	96,105	0	TEACHING STAFF
GANDERTON, TONYA	91,825	0	TEACHING STAFF
GANDHA, ACHAL	79,614	3,925	EXCLUDED STAFF(ON MUN.PENSION)
GANDHAM, JAGJIT K.	90,448	0	TEACHING STAFF
GANDHAM, MANITA KAUR	75,805	0	TEACHING STAFF
GANDHAM, RANI	120,170	567	ADMINISTRATOR
GANSHORN, SHANNON LEA	91,858	0	TEACHING STAFF
GANTON, SHEILA	86,542	0	TEACHING STAFF
GARBE, DANIELLE	86,739	0	TEACHING STAFF
GARDNER, DANNIEL J.	91,825	0	TEACHING STAFF
GARDNER, NEIL E.J.	95,222	405	TEACHING STAFF
GAREAU, ALAIN	78,717	0	TEACHING STAFF
GARNEAU, MARC A.	101,943	615	TEACHING STAFF
GASPARD, JOANNE L.	91,791	0	TEACHING STAFF
GATERELL, SCOTT ANDREW	76,553	0	TEACHING STAFF
GAZDAR, AMARJEET	89,636	0	TEACHING STAFF
GEARY, RAYLYN CHRISTINA	84,997	0	TEACHING STAFF
GEDDES, MARGARET H	132,688	50	ADMINISTRATOR

# BOARD OF EDUCATION OF SCHOOL DISTRICT NO. 36 (SURREY)

## UNAUDITED SCHEDULE OF FINANCIAL INFORMATION REMUNERATION AND EXPENSES - EMPLOYEES For The Year Ended June 30, 2020

Schedule 4

NAME	REMUNERATION	EXPENSES	POSITION
GEE, WAH	90,828	0	TEACHING STAFF
GELOWITZ, HEATHER M.	91,841	0	TEACHING STAFF
GEMMELL, BRIEN R.S.	108,936	0	TEACHING STAFF
GENSCHOREK, CHARLOTTE	93,112	78	TEACHING STAFF
GERBRANDT, RON W.	98,753	0	TEACHING STAFF
GERDIS, NICOLA SHARON	94,122	0	TEACHING STAFF
GERHARDT, CHRISTA	79,092	0	TEACHING STAFF
GERTZ, LINDA	104,119	3,851	EXCLUDED STAFF(ON MUN.PENSION)
GESSEY, KAREN	90,909	0	TEACHING STAFF
GEYER, TINA LOUISE	81,474	0	TEACHING STAFF
GHANI, NASSIM	84,475	0	TEACHING STAFF
GHUMAN, HARJOT SINGH	120,088	31	ADMINISTRATOR
GIBBY, ANGHARAD MARI	91,383	0	TEACHING STAFF
GIBSON, DANIEL M.	84,966	0	TEACHING STAFF
GIHM, GRACE EUNHYE	91,857	3,563	TEACHING STAFF
GILL, AMANDA AMANDEEP K	87,136	0	TEACHING STAFF
GILL, AMANDEEP KAUR	94,327	0	TEACHING STAFF
GILL, AMARINDERJIT SINGH	85,020	150	TEACHING STAFF
GILL, AMRJIT K.	92,983	0	TEACHING STAFF
GILL, BALJIT	98,102	14	TEACHING STAFF
GILL, BALTEJ BOBBY SINGH	87,166	0	TEACHING STAFF
GILL, CHARANJIT KAUR	93,184	0	TEACHING STAFF
GILL, CHERYL L.	84,982	0	TEACHING STAFF
GILL, DALJIT S	100,735	18	TEACHING STAFF
GILL, DEPINDER KAUR	92,550	0	TEACHING STAFF
GILL, GURJEEVAN KAUR	83,452	125	TEACHING STAFF
GILL, HARINDERJOT JODI	84,878	0	TEACHING STAFF
GILL, HARPREET K.	84,997	0	TEACHING STAFF
GILL, HARVINDER KAUR	87,458	91	TEACHING STAFF
GILL, JASPAL KAUR	75,269	0	TEACHING STAFF
GILL, KARAN PAUL	93,112	0	TEACHING STAFF
GILL, MANDEEP KAUR	80,655	0	TEACHING STAFF
GILL, MINI	97,477	0	TEACHING STAFF
GILL, NAJINDER	100,492	24	TEACHING STAFF
GILL, NARINDER KAUR	83,933	0	TEACHING STAFF
GILL, NAVJEET	93,146	0	TEACHING STAFF
GILL, PUNAM KAUR	90,865	0	TEACHING STAFF
GILL, RAJ K	84,843	0	TEACHING STAFF
GILL, RAVIJOT KAUR	85,033	125	TEACHING STAFF
GILL, RAVINDAR KAUR	91,826	0	TEACHING STAFF
GILL, REENA KAUR	117,729	91	ADMINISTRATOR
GILL, RUPINDER KAUR	93,698	0	TEACHING STAFF
GILL, RUPINDER KAUR	90,317	0	TEACHING STAFF
GILL, SANDEEP SINGH	91,621	0	TEACHING STAFF
GILL, SARABJIT KAUR	83,694	0	TEACHING STAFF
GILL, SHAMINDER K.	91,858	0	TEACHING STAFF
GILL, SHERYL D	91,825	0	TEACHING STAFF
GILL, SIMMERDEEP SIBLI	93,151	0	TEACHING STAFF
GILL, SUKHVIR KAUR	91,802	805	TEACHING STAFF
GILRAY, MICHAEL D.	85,017	0	TEACHING STAFF

# BOARD OF EDUCATION OF SCHOOL DISTRICT NO. 36 (SURREY)

## UNAUDITED SCHEDULE OF FINANCIAL INFORMATION REMUNERATION AND EXPENSES - EMPLOYEES For The Year Ended June 30, 2020

Schedule 4

NAME	REMUNERATION	EXPENSES	POSITION
GIVEN, MARGARET	91,767	0	TEACHING STAFF
GLAVIN, SARI LYNN	80,536	0	TEACHING STAFF
GLEADHILL, IAN MARTIN	91,788	55	TEACHING STAFF
GLEESON, JANINE DENISE	75,180	47	TEACHING STAFF
GLEITMAN, COREY M.	83,907	179	TEACHING STAFF
GLENISTER, MICHAEL P	85,002	789	TEACHING STAFF
GOCMEN, MUSTAFA	107,592	0	TEACHING STAFF
GOGUEN, CHANTAL	85,933	0	TEACHING STAFF
GOMES, BRIDGET ESERALDA	91,753	0	TEACHING STAFF
GOMES, PAUL	84,971	0	TEACHING STAFF
GONSALES, JESSICA ALISON	98,671	5	TEACHING STAFF
GONSALES, PATRICK ANDREW	97,466	0	TEACHING STAFF
GOODMAN, STEVEN	99,382	62	EXCLUDED STAFF(ON MUN.PENSION)
GORDON, ANITA KATHY	88,392	0	TEACHING STAFF
GORMAN, VINCENT	91,753	0	TEACHING STAFF
GOSAL, HARINDER S.	91,825	0	TEACHING STAFF
GOTO, PATSY NAOMI	88,182	0	TEACHING STAFF
GOWAN, TRINA LEE	85,045	0	TEACHING STAFF
GRAHAM, BRENDEN MICHAEL	76,794	0	TEACHING STAFF
GRAINGER, AMY RAE	91,683	425	TEACHING STAFF
GRANBOIS, ANNA-LISA	96,181	0	TEACHING STAFF
GRANT, BRIAN R	84,966	0	TEACHING STAFF
GRANT, JOHN	89,282	0	TEACHING STAFF
GRANT, MELANIE JOY	85,207	0	TEACHING STAFF
GRANT, MONICA-RAE	97,411	0	TEACHING STAFF
GRATA, NICOLLE SANDRA	89,567	0	TEACHING STAFF
GRAVE, MITCH HUET	98,386	40	TEACHING STAFF
GRAY, CORINNE LOUISE	93,100	0	TEACHING STAFF
GRAY, JESSICA	91,680	0	TEACHING STAFF
GRAY, LAURA J	93,151	0	TEACHING STAFF
GRAY, MARIANNE	85,032	0	TEACHING STAFF
GREAU, KAREN MARIA	136,912	4,643	ADMINISTRATOR
GREEN, CARLA ANN	110,619	28	ADMINISTRATOR
GREEN, KELLY ARTHUR	91,652	662	TEACHING STAFF
GREEN, KELSEY ANN TENILL	76,348	0	TEACHING STAFF
GREENBERG, KATHLEEN	91,825	0	TEACHING STAFF
GREGERSON, RENEE MICHELLE	95,496	3,149	TEACHING STAFF
GREGGAIN, BRANDI	91,237	49	TEACHING STAFF
GREIG, NANCY DORA K.	91,652	0	TEACHING STAFF
GRESCHNER, KAREN E.	93,078	0	TEACHING STAFF
GREWAL, HARPREET KAUR	86,506	0	TEACHING STAFF
GREWAL, KAMALJIT KAUR	111,798	0	ADMINISTRATOR
GREWAL, MANDEEP KAUR	80,586	0	TEACHING STAFF
GREWAL, MANPREET SINGH	104,658	261	TEACHING STAFF
GREWAL, PARAMPREET KAUR	84,880	0	TEACHING STAFF
GREWAL, RUPINDER R.	75,498	0	TEACHING STAFF
GREWAL, SAVEEN	93,145	0	TEACHING STAFF
GRGIC, DIANA	84,467	0	TEACHING STAFF
GRIGGS, ELIZABETH EUGENIA	89,752	0	TEACHING STAFF
GRILLS, LAURA	132,179	50	ADMINISTRATOR

# BOARD OF EDUCATION OF SCHOOL DISTRICT NO. 36 (SURREY)

## UNAUDITED SCHEDULE OF FINANCIAL INFORMATION REMUNERATION AND EXPENSES - EMPLOYEES For The Year Ended June 30, 2020

Schedule 4

NAME	REMUNERATION	EXPENSES	POSITION
GROBERMAN, ROBERT	91,652	0	TEACHING STAFF
GROHMANN, MANUELA S	91,641	0	TEACHING STAFF
GRONMYR, SOPHIE A.	90,678	0	TEACHING STAFF
GRONNEMOSE, MONA	93,151	0	TEACHING STAFF
GROSS, JAMES ROBERT	85,050	0	MAINTENANCE STAFF
GRUDEN, VICKI	93,931	0	TEACHING STAFF
GRUNDY, JULIE L.	89,108	6,710	TEACHING STAFF
GRYB, NATALIA	90,721	0	TEACHING STAFF
GRZESKOWIAK, COLIN D	93,151	0	TEACHING STAFF
GUEZALOVA, KARINE	97,396	0	TEACHING STAFF
GUGLIELMUCCI, JAMIE M.	91,858	0	TEACHING STAFF
GUILMANT-SMITH, SARAH K.	92,687	0	TEACHING STAFF
GULBRANSEN, JENNIFER BAUTISTA	90,959	0	TEACHING STAFF
GUNN, TINA MARIE	94,914	3,570	TEACHING STAFF
GURALIUK, TRACY	91,792	0	TEACHING STAFF
GURM, SUKHWINDER KAUR	91,856	0	TEACHING STAFF
GUTKOWSKI, CATHERINE	91,258	8	TEACHING STAFF
HAASE, KRISTA BETH	76,141	0	TEACHING STAFF
HACKETT, CAROL A.	91,474	0	TEACHING STAFF
HACKETT, LAURA J.	90,511	0	TEACHING STAFF
HAGGLUND, DARRELL LLOYD	91,728	0	TEACHING STAFF
HAID, BRENDA MAY JEAN	93,111	0	TEACHING STAFF
HAINES, ROBERT WILLIAM	91,787	529	TEACHING STAFF
HAINSWORTH, GAVIN B	91,696	0	TEACHING STAFF
HALE, TROY A.	91,825	65	TEACHING STAFF
HALEY, CORBY	93,112	0	TEACHING STAFF
HALL, JOAN E	91,745	0	TEACHING STAFF
HALL, JUDY L.	84,971	0	TEACHING STAFF
HALL, MICHAEL E	93,116	0	TEACHING STAFF
HALL, SHARON J.	91,786	0	TEACHING STAFF
HALL, WENDY MARIE	82,811	0	TEACHING STAFF
HAMID, ASSEM MAHMOUD	89,764	3,768	EXCLUDED STAFF(ON MUN.PENSION)
HAMILTON, ALLIE ELIZABETH	82,653	125	TEACHING STAFF
HAMILTON, JAN K	95,034	0	TEACHING STAFF
HAMILTON, LAURA MICHELLE	82,834	0	TEACHING STAFF
HAMILTON, MARGARET LESLIE	91,792	0	TEACHING STAFF
HAMMOND, SHEILA	139,917	0	ADMINISTRATOR
HAN, JANE SZE-TIN	89,697	0	TEACHING STAFF
HANS, ANGELA L.	89,991	0	TEACHING STAFF
HANS, DEEPINDER KAUR	95,318	0	TEACHING STAFF
HANS, LINDA E.	84,948	0	TEACHING STAFF
HANS, SATINDER KAUR	93,111	72	TEACHING STAFF
HANSEN, AI	91,858	0	TEACHING STAFF
HANSEN, TANYA C	91,825	0	TEACHING STAFF
HANSEN, TESSA MAEGAN	76,527	0	TEACHING STAFF
HANSON, BRENNAN J.	76,053	0	TEACHING STAFF
HANSRA, RAJDEEP KAUR	94,587	0	TEACHING STAFF
HAPKE, NATHAN TODD	81,063	18	TEACHING STAFF
HARASYMCHUK, MARIE	93,117	0	TEACHING STAFF
HARDIMAN, SASHA AMAN KAUR	86,331	0	TEACHING STAFF

# BOARD OF EDUCATION OF SCHOOL DISTRICT NO. 36 (SURREY)

## UNAUDITED SCHEDULE OF FINANCIAL INFORMATION REMUNERATION AND EXPENSES - EMPLOYEES For The Year Ended June 30, 2020

Schedule 4

NAME	REMUNERATION	EXPENSES	POSITION
HARDING, LAURA DIANNE	91,825	0	TEACHING STAFF
HARDING, LORIS A.	78,328	0	TEACHING STAFF
HARDMAN, J. TIM	101,619	342	TEACHING STAFF
HARDY, STEPHEN	139,829	9,995	ADMINISTRATOR
HARE, RACHEL	95,966	0	TEACHING STAFF
HARMS, JUDITH	91,297	0	TEACHING STAFF
HAROLD, LORI-ANNE	83,993	0	TEACHING STAFF
HARRADINE, SELINA LUCILLE	88,974	0	TEACHING STAFF
HARRINGTON, LEANNA LYNNE	90,381	0	TEACHING STAFF
HARRIS, ANNETTE RENEE	75,667	0	TEACHING STAFF
HARRIS, KAREN	82,949	0	TEACHING STAFF
HARRIS, KATHRYN	96,321	79	TEACHING STAFF
HARRISON, EITHNE J	132,729	36	ADMINISTRATOR
HARRISON, KRISTY LYNN	93,066	0	TEACHING STAFF
HART, CYNTHIA A.	85,033	0	TEACHING STAFF
HART, HEATHER	93,151	0	TEACHING STAFF
HATCH, CHELSEA TATIANA	84,988	0	TEACHING STAFF
HATTON, SHERYL C.	94,789	0	TEACHING STAFF
HAUEN, IAN	93,429	0	TEACHING STAFF
HAUGEN, CHARLENE D.	115,372	297	TEACHING STAFF
HAVELIWALLA, ZUBIN	83,536	42	TEACHING STAFF
HAVERS, ALEXANDER PAUL	109,101	18	TEACHING STAFF
HAYER, RUPINDER K	96,337	0	TEACHING STAFF
HAYES, JILL	75,300	0	TEACHING STAFF
HAYES, REX	139,836	475	ADMINISTRATOR
HAYES, STEPHEN	96,048	0	TEACHING STAFF
HAYLER, EMILY SCARLETT	87,903	4,938	TEACHING STAFF
HAYNES, AARON M.	94,756	0	TEACHING STAFF
HAYWARD, LARA ELAINE	79,617	0	TEACHING STAFF
HAYWARD, MARY BARBARA	83,147	0	TEACHING STAFF
HAYWARD, ROGER	93,931	0	TEACHING STAFF
HEAD, SANDRA NICOLE	79,481	0	TEACHING STAFF
HEADLEY, KRISTIN STEVENS	75,706	0	TEACHING STAFF
HEER, RUPA (JAGROOP) K	95,291	0	TEACHING STAFF
HEGGIE, KYLENE NICOLE	92,270	0	TEACHING STAFF
HEHAR, AMANPAL KAUR	91,841	0	TEACHING STAFF
HEIEIS, CINDY J.	92,685	0	TEACHING STAFF
HEINE, JOACHIM	86,037	0	CONT. EDUCATION INSTRUCTOR
HELLAND, BRAD A.	136,688	0	ADMINISTRATOR
HELLAND, MICHELE NICOLE	113,647	1,602	ADMINISTRATOR
HELLYER, PAULA L.	89,532	0	TEACHING STAFF
HENDERSON, ALAN	95,291	0	TEACHING STAFF
HENDERSON, ERIK E.	93,151	0	TEACHING STAFF
HENDERSON, KATHRYN NICOLE	75,323	0	TEACHING STAFF
HENDERSON, MURRAY	84,998	0	TEACHING STAFF
HENDY, MICHELLE R	77,586	0	TEACHING STAFF
HENRY, JACQUELINE	91,768	0	TEACHING STAFF
HENSHAW, KELLY SHIZU	87,204	475	TEACHING STAFF
HEPTING, JEREMY M.	91,826	0	TEACHING STAFF
HEPTING, TAMMIE LYNN	85,003	0	TEACHING STAFF

# BOARD OF EDUCATION OF SCHOOL DISTRICT NO. 36 (SURREY)

## UNAUDITED SCHEDULE OF FINANCIAL INFORMATION REMUNERATION AND EXPENSES - EMPLOYEES For The Year Ended June 30, 2020

Schedule 4

NAME	REMUNERATION	EXPENSES	POSITION
HERN, SARAH KATHLEEN	75,354	0	TEACHING STAFF
HERNSTEDT, SILVY ISABEL	84,847	0	TEACHING STAFF
HEWITSON, SCOTT E.	107,611	18	TEACHING STAFF
HIBBERT, SINEAD	92,681	0	TEACHING STAFF
HICKS, MICHAEL	91,843	130	TEACHING STAFF
HIDDLESTON, LISA Y.	85,680	0	TEACHING STAFF
HIEBERT, KIMBERLEY IRENE	89,580	0	TEACHING STAFF
HIEBERT, WESLEY	84,874	0	TEACHING STAFF
HIGNELL, KEN G.	139,836	80	ADMINISTRATOR
HILDEBRAND, BROOKE AINSLEY	80,026	0	TEACHING STAFF
HILL, CHANTAL	91,367	49	TEACHING STAFF
HILL, HEATHER L.	132,721	64	ADMINISTRATOR
HILL, KERRI L.	85,033	0	TEACHING STAFF
HILL, TASHA	98,998	11	TEACHING STAFF
HILL, THEA VICTORIA	94,690	0	TEACHING STAFF
HILLEN, LARISSA LEE	108,228	53	ADMINISTRATOR
HILICK, CHRISTINE VINCENTIA	89,427	0	TEACHING STAFF
HILLSDON, ANDY PAUL	99,575	0	TEACHING STAFF
HINTZ, JANICE	91,792	0	TEACHING STAFF
HISCOTT, JANICE E.	91,677	0	TEACHING STAFF
HITTRICH, ANNA	85,002	125	TEACHING STAFF
HJORTH, SHERRY L.	89,549	0	TEACHING STAFF
HO, HSING-HUA STEVE	83,902	0	TEACHING STAFF
HO, JANET	84,971	0	TEACHING STAFF
HODAK, LAURA MAE	91,367	3,413	TEACHING STAFF
HODGINS, KATHERINE C.	160,792	14,661	EXCLUDED STAFF(ON TCH PENSION)
HODGSON, MARK	92,721	0	TEACHING STAFF
HOEKSTRA, AMY NICOLE	92,750	0	TEACHING STAFF
HOELZLEY, DAVID M.	95,291	0	TEACHING STAFF
HOENISCH, DANNETTE	93,151	1,987	TEACHING STAFF
HOFF, ELIZABETH KARIN	93,184	200	TEACHING STAFF
HOFFMAN, CAPRICE TRUDY	84,966	0	TEACHING STAFF
HOGG, SANDRA JAYNE	120,170	5	ADMINISTRATOR
HOLLAND, ANDREW	184,745	11,928	EXCLUDED STAFF(ON TCH PENSION)
HOLLAND, SPENCER DOUGLAS	93,184	158	TEACHING STAFF
HOLLANDER, LEE-ANN N.	93,151	0	TEACHING STAFF
HOLICK-KENYON, IAN ELLIOT	79,176	0	TEACHING STAFF
HOLLINS, ERIN MAUREEN	92,022	0	TEACHING STAFF
HOLLIS, JOHN W.	93,092	0	TEACHING STAFF
HOLLIS, MONICA M.	82,602	0	TEACHING STAFF
HOLLISTON, DARREN W	96,064	0	TEACHING STAFF
HOLMES, DEBORAH R.	99,691	6,460	TEACHING STAFF
HOLMS, LESLIE	91,791	0	TEACHING STAFF
HOLT, TARA	128,845	51	ADMINISTRATOR
HOM, ALBERT M.	93,996	0	TEACHING STAFF
HONEYWELL, KEITH W.	91,792	568	TEACHING STAFF
HONG, SILVY	78,122	0	TEACHING STAFF
HOOK, JEFFREY WARREN	91,792	841	TEACHING STAFF
HOPPS, GEORGINA	95,191	1,377	TEACHING STAFF
HOPPS, GREGORY S	132,688	61	ADMINISTRATOR

# BOARD OF EDUCATION OF SCHOOL DISTRICT NO. 36 (SURREY)

## UNAUDITED SCHEDULE OF FINANCIAL INFORMATION REMUNERATION AND EXPENSES - EMPLOYEES For The Year Ended June 30, 2020

Schedule 4

NAME	REMUNERATION	EXPENSES	POSITION
HORN, MICHAEL	86,777	499	TEACHING STAFF
HORNING, STEPHEN	84,927	0	TEACHING STAFF
HORSTEAD, JOHN B.	132,688	51	ADMINISTRATOR
HORTH, DIANA	77,967	0	CONT. EDUCATION INSTRUCTOR
HORVAT, KARIN D.	85,001	0	TEACHING STAFF
HOSKIN, DAVID CAMERON	85,894	310	TEACHING STAFF
HOSKINS, MICHELLE T.	85,032	0	TEACHING STAFF
HOSSACK, KELLY LOUISE	92,686	0	TEACHING STAFF
HOTH, HARVIR KAUR	94,072	0	TEACHING STAFF
HOTTI, ALLISON JANE	92,221	0	TEACHING STAFF
HOUCHEN, GORDON K.	101,716	303	TEACHING STAFF
HOVEN, MICHAEL B	95,251	0	TEACHING STAFF
HOVEN, MICHAELYN R.	90,346	0	TEACHING STAFF
HOWARD, JACQUELINE S	132,770	4,468	ADMINISTRATOR
HOWARD, PAM	84,573	0	TEACHING STAFF
HOWDEN, BRONWEN LEIGH	100,195	0	TEACHING STAFF
HOWETT, RYAN WILLIAM	86,582	0	TEACHING STAFF
HRYCAN, BRENDA M.	90,870	0	TEACHING STAFF
HU, THOMAS	93,892	0	TEACHING STAFF
HUA, DAVE VAN	108,420	0	MAINTENANCE STAFF
HUBBICK, JEFFREY HOWARD	95,023	0	TEACHING STAFF
HUDDLESTAN, JESSICA ANNE	78,355	0	TEACHING STAFF
HUGH, JAIME-LYN	92,719	0	TEACHING STAFF
HUGHES, CHRISTOPHER MICHAEL	84,542	475	TEACHING STAFF
HUI, REBECCA YUE-YEN	91,858	0	TEACHING STAFF
HUISMAN, JAMIE MARIE	81,646	214	TEACHING STAFF
HUITINK, TANIS	84,968	0	TEACHING STAFF
HULL, KRISTJEN DEAN	101,506	194	TEACHING STAFF
HUME, MARIA A	91,858	0	TEACHING STAFF
HUMESTON, CHRISTOPHER	96,049	0	TEACHING STAFF
HUMMERSTON, SARAH NICHOL	84,879	0	TEACHING STAFF
HUNDAL, SANJEEV SINGH	95,954	0	TEACHING STAFF
HUNTER, CHRIS H.	101,943	1,778	TEACHING STAFF
HUNTER, SUSAN M.	102,106	12	TEACHING STAFF
HURT, HEATHER	84,208	0	TEACHING STAFF
HURT, MICHAEL FRANKLIN	137,478	305	ADMINISTRATOR
HURTUBISE, NICOLE MARIE	95,948	0	TEACHING STAFF
HUSIEFF, K. LEIGH	95,268	311	TEACHING STAFF
HUSKA, HELAINE M.	96,327	0	TEACHING STAFF
HUSKINS, KRISTEN ANN	87,174	0	TEACHING STAFF
HUSSAIN, NAHEED	84,845	0	TEACHING STAFF
HUTCHINS, LAURA	91,692	0	TEACHING STAFF
HUTCHINS, MARIAN M.G.	84,878	0	TEACHING STAFF
HUTCHINSON, KERRI MARGARET	79,211	0	TEACHING STAFF
HUTCHISON, LINDSAY PATRICIA	95,661	165	TEACHING STAFF
HUTCHISON, ZACHERY SCOTT	86,702	0	TEACHING STAFF
HYAMS, STEFANIE NATALIA	93,201	0	TEACHING STAFF
ICKERT, KIRSTEN LYNN	90,793	0	TEACHING STAFF
ILLES, JACLYN COLLEEN	91,126	20	TEACHING STAFF
IMAI, DEREK E.T.	91,295	0	TEACHING STAFF

# BOARD OF EDUCATION OF SCHOOL DISTRICT NO. 36 (SURREY)

## UNAUDITED SCHEDULE OF FINANCIAL INFORMATION REMUNERATION AND EXPENSES - EMPLOYEES For The Year Ended June 30, 2020

Schedule 4

NAME	REMUNERATION	EXPENSES	POSITION
IMLAH, DALE LYNN	85,004	0	TEACHING STAFF
INESON, PATRICIA N.	91,829	0	TEACHING STAFF
INGLES, LORI E.	116,376	195	ADMINISTRATOR
INGRAM, DAVID J.	85,017	0	TEACHING STAFF
INIMGBA, TAMMY N.	93,183	0	TEACHING STAFF
INOUE, KRISTY YUMIKO	91,399	0	TEACHING STAFF
ISAAC, CRESSEN	85,168	0	MAINTENANCE STAFF
ISFORD-SAXON, KELLY M	99,346	1,191	EXCLUDED STAFF(ON MUN.PENSION)
ISMAIL, RANIA	79,494	0	TEACHING STAFF
ISSAC, LYDIA	82,203	70	TEACHING STAFF
ISSEL, BRAD A.	132,688	51	ADMINISTRATOR
JACK, HEIDI MICHELLE	91,858	0	TEACHING STAFF
JACKSON, BIRGIT	91,791	426	TEACHING STAFF
JACKSON, GRACE L	84,843	0	TEACHING STAFF
JACOB, MICHAEL M.	116,189	2,585	ASSOCIATED PROFESSIONALS
JAHNSEN, DIANA	79,138	258	ASSOCIATED PROFESSIONALS
JAIN, SONAL	84,274	0	TEACHING STAFF
JAMAL, MARIELLA	75,281	0	TEACHING STAFF
JAMIESON, LEANNE	88,770	0	TEACHING STAFF
JAMIESON, LISA M	132,709	0	ADMINISTRATOR
JAMIESON, MARNIE	93,117	65	TEACHING STAFF
JAMIESON, PAULA DEE	93,556	0	TEACHING STAFF
JANG, MARGARET	96,182	0	TEACHING STAFF
JANSEN, PATRICIA C.	81,779	0	TEACHING STAFF
JANSEN, ROBERTA H.C.	93,184	0	TEACHING STAFF
JANSSEN, KAREN L.	94,716	0	TEACHING STAFF
JANZEN, STEPHEN ROBERT	79,355	0	TEACHING STAFF
JANZEN, SUSAN	93,151	0	TEACHING STAFF
JASROTIA, SUNITA	89,893	0	TEACHING STAFF
JASSAL, JATINDER	92,870	0	TEACHING STAFF
JASSAL, RAJWANT KAUR	95,369	0	TEACHING STAFF
JASWAL, MANJINDER SINGH	91,400	0	TEACHING STAFF
JAY, ANTHONY YOI LUN	79,718	0	TEACHING STAFF
JEANNOTTE, ELAINE E.	92,290	0	TEACHING STAFF
JEBERG, KEN	84,994	0	TEACHING STAFF
JEFFERSON, SHANNON	96,045	0	TEACHING STAFF
JEFFREY, LAURIE L.	83,845	664	TEACHING STAFF
JEKLIN, KATHARINE ROSE F.	80,997	0	TEACHING STAFF
JELLEMA, MICHAEL	139,850	298	ADMINISTRATOR
JENKINS, TERESA	92,931	0	TEACHING STAFF
JENNENS, CHANDRA LYNN	94,751	0	TEACHING STAFF
JENSEN, JENNY-LYNN MARIE	91,626	0	TEACHING STAFF
JENSEN, TAMARA AMELIA	79,374	0	TEACHING STAFF
JEONG, HELEN HYE-WOON	80,857	0	TEACHING STAFF
JHAJJ, PARAMPREET KAUR	92,084	0	TEACHING STAFF
JHOOTY, GURPARVEEN KAUR	78,604	0	TEACHING STAFF
JICKLING, KATHRYN J	93,116	0	TEACHING STAFF
JIEN, JASMINE YA-MINE	82,946	0	TEACHING STAFF
JOHAL, AMARJIT	95,667	0	TEACHING STAFF
JOHAL, GEENA JAGJEVEN	84,997	0	TEACHING STAFF



# BOARD OF EDUCATION OF SCHOOL DISTRICT NO. 36 (SURREY)

## UNAUDITED SCHEDULE OF FINANCIAL INFORMATION REMUNERATION AND EXPENSES - EMPLOYEES For The Year Ended June 30, 2020

Schedule 4

NAME	REMUNERATION	EXPENSES	POSITION
JOHAL, GURSHAN S	91,786	0	TEACHING STAFF
JOHAL, HARROSIE KAUR	111,044	2,311	ADMINISTRATOR
JOHAL, HEATHER LOUISE	83,734	0	TEACHING STAFF
JOHAL, JASBIR	93,112	0	TEACHING STAFF
JOHAL, JATINDER	84,543	0	TEACHING STAFF
JOHAL, KEHAR S.	90,763	0	TEACHING STAFF
JOHAL, KULBIR K	93,112	482	TEACHING STAFF
JOHAL, RANEET KAUR	79,652	0	TEACHING STAFF
JOHAL, SARBDEEP KAUR	93,463	0	TEACHING STAFF
JOHN, MERIN	78,309	0	TEACHING STAFF
JOHNS, CARA CHRISTINE	84,573	0	TEACHING STAFF
JOHNSON, BRYN	94,702	2,412	TEACHING STAFF
JOHNSON, CAMILLE L.	85,002	0	TEACHING STAFF
JOHNSON, DAVID A.	84,511	0	TEACHING STAFF
JOHNSON, DEBBIE L.	122,694	1,589	ADMINISTRATOR
JOHNSON, DERRON S.	118,440	0	TEACHING STAFF
JOHNSON, GREGORY DOUGLAS	92,980	0	TEACHING STAFF
JOHNSON, JACQUELINE	92,511	0	TEACHING STAFF
JOHNSON, JAMES RICHARD	93,117	207	TEACHING STAFF
JOHNSON, JASON K.	115,946	25	ADMINISTRATOR
JOHNSON, JENNIFER J.	96,361	0	TEACHING STAFF
JOHNSON, KARYN R.	94,995	0	TEACHING STAFF
JOHNSON, LEANNE MAY	104,232	111	TEACHING STAFF
JOHNSON, LESLEY C.	91,791	0	TEACHING STAFF
JOHNSON, NICOLE	75,929	0	TEACHING STAFF
JOHNSON, PATRICIA L	84,579	0	TEACHING STAFF
JOHNSON, PAULA BRIDGET	97,290	0	TEACHING STAFF
JOHNSON, SHELLEY	84,967	0	TEACHING STAFF
JOHNSON, SUSAN D.	93,100	314	TEACHING STAFF
JOHNSON, TINA MELANIE	82,144	299	TEACHING STAFF
JOHNSTON, JAMES C	149,838	484	ADMINISTRATOR
JOHNSTON, NANCY	88,150	41	EXCLUDED STAFF(ON MUN.PENSION)
JOHNSTON, PETER J.	149,941	368	ADMINISTRATOR
JOHNSTON, WENDY E.	97,432	0	TEACHING STAFF
JOHNSTON-MEYER, SARAH LEANNE	86,445	0	TEACHING STAFF
JOHNSTONE, JEFF	139,829	59	ADMINISTRATOR
JONES, ASHLEY PATRICIA	99,054	124	TEACHING STAFF
JONES, COURTNEY A.	91,400	1,877	TEACHING STAFF
JONES, DAVID MICHAEL	76,789	200	TEACHING STAFF
JONES, IAN	75,851	0	TEACHING STAFF
JONES, KEITH	92,932	0	TEACHING STAFF
JONES, KENNETH ELVIN	84,982	0	TEACHING STAFF
JONES, MATTHEW LUCAS	104,671	0	TEACHING STAFF
JONES, MICHAEL O	93,078	0	TEACHING STAFF
JONES, THEA	81,603	17	TEACHING STAFF
JORDAN, JACKIE	90,317	0	TEACHING STAFF
JORDT, MONIQUE YOLANDE	85,002	0	TEACHING STAFF
JOTIE, JENNIFER ELAINE	91,859	0	TEACHING STAFF
JOUZY, NASRI	93,112	0	TEACHING STAFF
JOYCE, CAMERON DOUGLAS	97,425	0	TEACHING STAFF

# BOARD OF EDUCATION OF SCHOOL DISTRICT NO. 36 (SURREY)

## UNAUDITED SCHEDULE OF FINANCIAL INFORMATION REMUNERATION AND EXPENSES - EMPLOYEES For The Year Ended June 30, 2020

Schedule 4

NAME	REMUNERATION	EXPENSES	POSITION
JOYCE, STACEY	92,597	7	TEACHING STAFF
JUDSON, JAYSON C.	93,112	0	TEACHING STAFF
JUNGCLAUS, CHARLES F.L.	92,534	0	TEACHING STAFF
JUNGCLAUS, CHELSEA A.	92,534	0	TEACHING STAFF
JURGENSEN, ARACELI GUADALUPE	79,535	0	TEACHING STAFF
KABANI, ZAHRA	105,668	90	TEACHING STAFF
KAILA, AMANDEEP SINGH	91,652	0	TEACHING STAFF
KAILA, DEVINDER S.	91,786	0	TEACHING STAFF
KAILA, JACK	75,085	0	TEACHING STAFF
KAILA, MANJINDER S.	103,786	491	TEACHING STAFF
KAILA, PRITPAL KAUR	93,184	0	TEACHING STAFF
KAILA, SEEMA	95,782	0	TEACHING STAFF
KAILEY, AMANDEEP KAUR	82,795	81	TEACHING STAFF
KAILLA, PURDEEP KAUR	80,120	0	TEACHING STAFF
KAILLEY, ANGELA	93,183	1,848	TEACHING STAFF
KALAIR, LAKHBINDER	93,112	0	TEACHING STAFF
KALAND, WENDY A.	89,500	0	TEACHING STAFF
KALBFUSS, KIRSTEN	94,898	0	TEACHING STAFF
KALJANAC, IRFAN AARON	83,932	0	TEACHING STAFF
KALSI, AMRITA KAUR	84,625	12	TEACHING STAFF
KALSI, HARMINDER SINGH	112,681	24	TEACHING STAFF
KALYN, KARIN L.	80,271	0	TEACHING STAFF
KAMARN, LILY	91,695	1,962	TEACHING STAFF
KAMBO, AMI K	98,225	0	TEACHING STAFF
KAMEKA, TWYLA TERRI	91,906	0	TEACHING STAFF
KAMIMURA, JANE L.	95,918	0	TEACHING STAFF
KAMIMURA, JOHN	95,291	0	TEACHING STAFF
KAMINSKA-MIAZEK, BEATA	92,053	35	TEACHING STAFF
KANG, ANITA	84,997	0	TEACHING STAFF
KANG, DALJINDER	102,030	0	TEACHING STAFF
KANG, JAIMINDER KAUR	113,688	1,092	ADMINISTRATOR
KANG, RANDIP KAUR	84,998	16	TEACHING STAFF
KANNIAINEN, SIIRI Z.	91,825	0	TEACHING STAFF
KARAM, CATHERINE M.	132,220	31	ADMINISTRATOR
KARLGREN, ANDERS	91,789	0	TEACHING STAFF
KARLSEN, TOR RICHARD	91,238	60	TEACHING STAFF
KARVAT, FAYE CALANDRA	95,886	382	ASSOCIATED PROFESSIONALS
KASA, LISA ANN	79,627	0	TEACHING STAFF
KASHEMEIRE, GERTRUDE MUSERURE	90,606	0	TEACHING STAFF
KASSAM, SHELIN	93,926	34	TEACHING STAFF
KATARIA, RASHI	91,424	0	TEACHING STAFF
KAUFMAN, JARRET RAYMOND	84,129	0	TEACHING STAFF
KAUR SEKHON, HARDEEP	79,084	0	TEACHING STAFF
KAUR, BHUPINDER	93,831	0	TEACHING STAFF
KAUR, DEEP	76,581	17	TEACHING STAFF
KAUR, KIRPAUL	132,688	11	ADMINISTRATOR
KAUR, POONAMDEEP	80,674	0	TEACHING STAFF
KAUR, SATVINDER	89,419	0	TEACHING STAFF
KAVANAGH, ADAM BENJAMIN	97,148	0	TEACHING STAFF
KAVANAGH, KIMBERLY JOANNE	81,426	0	TEACHING STAFF

# BOARD OF EDUCATION OF SCHOOL DISTRICT NO. 36 (SURREY)

## UNAUDITED SCHEDULE OF FINANCIAL INFORMATION REMUNERATION AND EXPENSES - EMPLOYEES For The Year Ended June 30, 2020

Schedule 4

NAME	REMUNERATION	EXPENSES	POSITION
KAWAKAMI, MARK	79,854	0	MAINTENANCE STAFF
KAY, CORI L.	90,904	0	TEACHING STAFF
KEANE, CARROL ANNE	88,152	0	TEACHING STAFF
KEELAN, MARK W.	84,969	0	TEACHING STAFF
KEELEY, MARIE HAZEL	84,967	0	TEACHING STAFF
KEEPER, ANNETTE L	132,688	1,701	ADMINISTRATOR
KEHLER, PATRICIA	84,493	0	TEACHING STAFF
KEIL, MICHELLE C.	90,737	83	TEACHING STAFF
KELL, JULIE D	93,112	0	TEACHING STAFF
KELLER, BRENDA	116,376	690	ADMINISTRATOR
KELLY, CHRISTOPHER HUGH	93,167	0	TEACHING STAFF
KELLY, DANIEL	80,021	0	MAINTENANCE STAFF
KELLY, JOHN JOSEPH	84,571	0	TEACHING STAFF
KELLY, TARA LEIGH	87,726	0	TEACHING STAFF
KELSEY-ETMANSKI, HELEN E.	93,018	0	TEACHING STAFF
KEMP, STEPHEN	92,985	0	TEACHING STAFF
KENDALL, ERIN	78,209	1,024	ASSOCIATED PROFESSIONALS
KENNEDY, SARAH JANE	82,593	0	TEACHING STAFF
KENNETT, IAN	95,430	0	TEACHING STAFF
KERKHOVEN, RUDOLPH	93,015	105	TEACHING STAFF
KERMODE, ANISSA R	96,419	698	TEACHING STAFF
KEROUAC, JOHANNE	93,332	0	TEACHING STAFF
KERR, KRISTEN	90,775	0	TEACHING STAFF
KERSLAKE, WENDY	93,079	0	TEACHING STAFF
KHAERA, GURSHARN KAUR	91,328	0	TEACHING STAFF
KHAIRA, KOMAL	78,888	0	TEACHING STAFF
KHAIRA, MOHINDER S.	122,653	18	ADMINISTRATOR
KHAIRA, RAJVINDER	93,145	49	TEACHING STAFF
KHAIRA, SHARANJIT SANDHU	75,013	0	TEACHING STAFF
KHAKH, MARINA KAUR	81,884	0	TEACHING STAFF
KHALLAR, SONIA	85,709	0	TEACHING STAFF
KHAN, IRAM	136,688	1,231	ADMINISTRATOR
KHANGURA, SANDEEP KAUR	93,189	0	TEACHING STAFF
KHARA, MANDEEP	84,608	0	TEACHING STAFF
KHATKAR, KARAN KAUR	83,573	1,136	TEACHING STAFF
KHOSA, HARDEEP KAUR	79,450	0	TEACHING STAFF
KHROD, MANDEEP KAUR	90,175	14	TEACHING STAFF
KHUN KHUN, SHARANJIT KAUR	93,145	0	TEACHING STAFF
KHUN-KHUNA, MANJIT K	92,866	100	TEACHING STAFF
KIDD, DONALD	114,324	93	ADMINISTRATOR
KILDEN, CARMEN O.	92,959	0	TEACHING STAFF
KILPATRICK, LYNDIA VALERIE	84,935	0	TEACHING STAFF
KILPATRICK, MICHAEL THOMAS	139,836	142	ADMINISTRATOR
KIM, ADELE	93,145	0	TEACHING STAFF
KIM, DONG WON	75,087	12	TEACHING STAFF
KIM, ELSA JUNGWHA	77,389	0	TEACHING STAFF
KIM, HUNNEE	102,212	1,178	TEACHING STAFF
KIM, JENNY	82,973	686	ASSOCIATED PROFESSIONALS
KIM, JOY INAE	77,278	101	TEACHING STAFF
KIM, MARGARET	84,997	0	TEACHING STAFF

# BOARD OF EDUCATION OF SCHOOL DISTRICT NO. 36 (SURREY)

## UNAUDITED SCHEDULE OF FINANCIAL INFORMATION REMUNERATION AND EXPENSES - EMPLOYEES For The Year Ended June 30, 2020

Schedule 4

NAME	REMUNERATION	EXPENSES	POSITION
KIM, SHIELA ANNE	86,283	0	TEACHING STAFF
KIM, TAYLOR SUNG EUN	90,860	0	TEACHING STAFF
KING, DARCY R	84,935	0	TEACHING STAFF
KING, GILLIAN RACHEL	91,873	0	TEACHING STAFF
KING, JACQUELINE ANITA	85,002	0	TEACHING STAFF
KINGDON, SHIRLEY A.	89,959	0	TEACHING STAFF
KINGSLAND, LISA ALLISON	82,814	0	TEACHING STAFF
KINSELLA, AILEEN	128,764	176	ADMINISTRATOR
KINSKOFER, NEAL BRIAN	83,349	3,389	EXCLUDED STAFF(ON MUN.PENSION)
KINTON, JULIE NICOLE	75,304	0	TEACHING STAFF
KIPP, CHARLA HITOMI	97,467	612	TEACHING STAFF
KIRBYSON, TALARA A	94,203	188	TEACHING STAFF
KIRINCIC, NIKOLAS GEORGE	120,088	12	ADMINISTRATOR
KIRKPATRICK, NICOLA CATHERINE	87,746	0	TEACHING STAFF
KISSINGER, SIMON J.R.	91,786	714	TEACHING STAFF
KLAIR, VIRPAL KAUR BOBBI	90,450	0	TEACHING STAFF
KLASSEN, ANDREA MARIE	91,819	0	TEACHING STAFF
KLECKER, SUZANNE	95,481	4,024	ASSOCIATED PROFESSIONALS
KLEIN, SHAWN MICHAEL	93,184	0	TEACHING STAFF
KLIEFOTH, TANYA	92,988	0	TEACHING STAFF
KNAPP, DONNA M.	87,091	9	TEACHING STAFF
KNAPP, KATHRYN ELIZABETH	75,602	1,213	TEACHING STAFF
KNIGHT, DOUGLAS	96,065	0	TEACHING STAFF
KNOLL, BEATRIX	91,858	0	TEACHING STAFF
KNOPP, AMANDA ROSE	75,094	529	TEACHING STAFF
KNUDSEN, ERIN VALERIE	93,440	9	ASSOCIATED PROFESSIONALS
KOCH, BARBARA D	93,151	14	TEACHING STAFF
KOEHN, PATRICK D.	89,499	125	TEACHING STAFF
KOEHN, STEPHEN PETER	84,997	0	TEACHING STAFF
KOH, GERALDINE LI-MING	85,018	0	TEACHING STAFF
KOLBUS, BARBARA	132,770	25	ADMINISTRATOR
KOLCZYNSKA, BARBARA	91,753	0	TEACHING STAFF
KOLKE, MARIA FELICIA	91,824	0	TEACHING STAFF
KOLLAKIS, CHRISOULA	84,603	51	TEACHING STAFF
KONDRATOWSKI, ELZBIETA A.	91,753	0	TEACHING STAFF
KONRADOVA, DANA	82,723	0	TEACHING STAFF
KOO, ELAINE	94,077	0	TEACHING STAFF
KOONER, JASBIR	91,841	1,194	TEACHING STAFF
KOOP, TWYLA J	84,708	0	TEACHING STAFF
KOOT, PAT A	91,753	0	TEACHING STAFF
KOPPENSTEINER, CHRISTINE	113,647	17	ADMINISTRATOR
KORBUTT, MATTHEW STEPHEN	89,135	18	TEACHING STAFF
KOSHMAN, MYLES M.	93,940	0	TEACHING STAFF
KOTALWI, LACE JENNIFER	82,830	0	TEACHING STAFF
KOTSALIS, PANAGIOTA PEPI	93,015	0	TEACHING STAFF
KOUTSONIKAS, VASILIOS	92,976	0	TEACHING STAFF
KOVACH, BELA JOY	92,702	0	TEACHING STAFF
KOVACH, JOHN C	93,151	0	TEACHING STAFF
KOVITS, ERIC J.	96,030	0	TEACHING STAFF
KOWALENKO, ANDREW C.	88,228	0	TEACHING STAFF

# BOARD OF EDUCATION OF SCHOOL DISTRICT NO. 36 (SURREY)

## UNAUDITED SCHEDULE OF FINANCIAL INFORMATION REMUNERATION AND EXPENSES - EMPLOYEES For The Year Ended June 30, 2020

Schedule 4

NAME	REMUNERATION	EXPENSES	POSITION
KOWALYSHYN, ORWELL Z	96,106	0	TEACHING STAFF
KOZAK, RICHARD EDWARD	94,677	606	TEACHING STAFF
KRAJNC, GAYLE ELAINE	84,966	0	TEACHING STAFF
KRALL, DEAN MICHAEL	89,114	475	TEACHING STAFF
KRASNOFF, LESLIE P.	92,722	0	TEACHING STAFF
KRAWCHUK, IRINA	95,291	0	TEACHING STAFF
KREJCIK, NIKKI SONYA	93,363	0	TEACHING STAFF
KREMBENIOS, BOBBY	91,857	0	TEACHING STAFF
KREVESKY, PAULA MICHELLE	91,786	0	TEACHING STAFF
KRISHNAN, YVONNE E	94,488	267	TEACHING STAFF
KRISTOFF, NANCY MARIA	81,137	0	TEACHING STAFF
KRITIKOS, THOMAS	91,786	0	TEACHING STAFF
KROEKER, RYAN GERALD	84,998	0	TEACHING STAFF
KROPP, MARIANNE	91,770	0	TEACHING STAFF
KRUEGER, JONATHAN DAVID	85,002	0	TEACHING STAFF
KRUGER, CYNTHIA L.	91,652	0	TEACHING STAFF
KRULITSKY, KATHY	79,106	145	EXCLUDED STAFF(ON MUN.PENSION)
KRYSTAL, MICHAEL	122,735	0	ADMINISTRATOR
KUEHNE, COLLEEN	93,112	0	TEACHING STAFF
KUHN, TYLER ANTHONY	94,132	0	TEACHING STAFF
KUK, CINDY	91,786	0	TEACHING STAFF
KUO, MEGAN WING YAN	78,443	0	TEACHING STAFF
KUOCH, PHONG	96,322	0	TEACHING STAFF
KURIANPARAMBIL, RITA	96,886	0	TEACHING STAFF
KURREIN, SARAH LOUISE	83,228	0	TEACHING STAFF
KUZMINSKI, LEANNE M.	93,184	0	TEACHING STAFF
KWAN, VINCENT	92,926	0	TEACHING STAFF
KWON, JOHN JUNE YOUNG	86,315	0	TEACHING STAFF
KYLE, JESSICA ANNE	93,145	721	TEACHING STAFF
KYLE, MARGARET GERTRUDE	93,117	74	TEACHING STAFF
L'HEUREUX, EMILIE VALERIE	84,005	11	TEACHING STAFF
LA ROCHE, NATHALIE	91,825	1,989	TEACHING STAFF
LA ROUE, MARCIA	83,951	0	TEACHING STAFF
LACEY, BEVERLEY	86,662	9	CLERICAL STAFF
LACEY, SARAH RUTH	82,808	0	TEACHING STAFF
LACHANCE, ANDRE	93,151	0	TEACHING STAFF
LACHANCE, LISA	75,113	128	TEACHING STAFF
LACROIX, SANDRA J.	82,101	0	STUDENT SUPPORT STAFF
LADD, RACHEL	113,729	66	ADMINISTRATOR
LADHAR, KERNJIT	85,903	0	TEACHING STAFF
LAHNERT, ANA	120,088	0	ADMINISTRATOR
LAI, CAROLINE	99,538	197	EXCLUDED STAFF(ON MUN.PENSION)
LAI, GRACE E.	93,134	819	TEACHING STAFF
LAI, WADE VAN HUY	78,317	0	MAINTENANCE STAFF
LAIL, NAVEENJIT	89,172	0	TEACHING STAFF
LAKE, HEATHER DENISE	76,347	0	TEACHING STAFF
LALI, JIMMY S.	91,858	0	TEACHING STAFF
LALLI, HARBINDER K.	91,786	0	TEACHING STAFF
LALLI, JESSE JUSPREET K	89,130	0	TEACHING STAFF
LAM, CAROL A.	93,117	0	TEACHING STAFF

# BOARD OF EDUCATION OF SCHOOL DISTRICT NO. 36 (SURREY)

## UNAUDITED SCHEDULE OF FINANCIAL INFORMATION REMUNERATION AND EXPENSES - EMPLOYEES For The Year Ended June 30, 2020

Schedule 4

NAME	REMUNERATION	EXPENSES	POSITION
LAM, CHRISTINA K.Y.	84,973	0	TEACHING STAFF
LAM, DEREK	136,688	107	ADMINISTRATOR
LAM, JACKIE S.	92,719	0	TEACHING STAFF
LAM, PHILIP KWUN YIN	80,586	0	TEACHING STAFF
LAMMERS, BONNIE J.	84,966	1,930	TEACHING STAFF
LAMMERS, JEFFREY JOHN	83,271	0	TEACHING STAFF
LAMOTHE, MONIQUE YVONNE	87,203	0	TEACHING STAFF
LANDEN, RONALD WESLEY	114,008	0	TEACHING STAFF
LANDRIALT, LUCIE	93,151	0	TEACHING STAFF
LANDRY, ANDREW DAVID	97,337	18	TEACHING STAFF
LANE, TRACEY V.	93,926	80	TEACHING STAFF
LANFRANCHI, FRANCO	109,387	0	TEACHING STAFF
LANGE, GABRIELLE DORIS	92,285	0	TEACHING STAFF
LANGELAAR, ANDREA MARIE	87,166	3,164	TEACHING STAFF
LANGEREIS, MARY E.	84,971	0	TEACHING STAFF
LANGEREIS, PAUL DOUGLAS	91,791	0	TEACHING STAFF
LANGHAM, NICOLE RENEE	75,463	0	TEACHING STAFF
LANS, JUDITH ANGELA	84,937	737	TEACHING STAFF
LAPOINTE, JILL A	91,568	0	TEACHING STAFF
LARKIN, KEVIN DOUGLAS	91,291	0	TEACHING STAFF
LARKINS, MELODY SHANE	91,825	0	TEACHING STAFF
LARSEN, JASON R.	93,167	2,659	TEACHING STAFF
LARSEN, MICHELLE N.	122,653	61	ADMINISTRATOR
LATTEY, LAURA RENEE	82,387	0	TEACHING STAFF
LAU, SHARON W.	97,659	1,447	TEACHING STAFF
LAURA, JATINDER SINGH	75,803	0	TEACHING STAFF
LAUZON, SHAUNA MARIE	89,637	0	TEACHING STAFF
LAVEN, ANGELA FAY	91,857	0	TEACHING STAFF
LAVIGNE, HEATHER	91,825	2,311	ASSOCIATED PROFESSIONALS
LAVOIE, MATTHEW	92,530	0	TEACHING STAFF
LAVOIE, PAUL J.	97,391	0	TEACHING STAFF
LAW, SHANNON JOY	91,642	0	TEACHING STAFF
LAY, NANCY ARLENE	86,299	0	TEACHING STAFF
LAYCOCK, HELEN ELIZABETH	83,932	475	TEACHING STAFF
LAYTON, LOIS	132,688	0	ADMINISTRATOR
LE RICHE, VICKI-SUSAN	132,917	30	ADMINISTRATOR
LE, TAMMY	93,960	83	TEACHING STAFF
LEADER, GEOFFREY T.	81,210	0	TEACHING STAFF
LEBEL, DIANE R.	100,237	2,958	EXCLUDED STAFF(ON MUN.PENSION)
LEE, CHRISTOPHER L.H.	93,078	0	TEACHING STAFF
LEE, DANIEL HAE-SONG	85,865	0	TEACHING STAFF
LEE, JAMES MICHAEL	84,832	0	TEACHING STAFF
LEE, JUN YOUNG	93,145	53	TEACHING STAFF
LEE, MAGGIE	96,140	752	TEACHING STAFF
LEE, MARGARET PAK YEE	98,750	118	TEACHING STAFF
LEE, MENG-CHIEN	81,235	12	TEACHING STAFF
LEE, RAYMOND	91,825	0	TEACHING STAFF
LEE, SANDRA	90,955	0	TEACHING STAFF
LEE, SOLOMON J.	132,721	117	ADMINISTRATOR
LEE, YOON SEOK	91,786	155	TEACHING STAFF

# BOARD OF EDUCATION OF SCHOOL DISTRICT NO. 36 (SURREY)

## UNAUDITED SCHEDULE OF FINANCIAL INFORMATION REMUNERATION AND EXPENSES - EMPLOYEES For The Year Ended June 30, 2020

Schedule 4

NAME	REMUNERATION	EXPENSES	POSITION
LEECH, NIKI E.	89,534	0	TEACHING STAFF
LEEDER, ROBERT G.E.	93,926	0	TEACHING STAFF
LEEPER, AMBER ROSE	84,879	0	TEACHING STAFF
LEES, STEPHEN JAMES	84,975	0	TEACHING STAFF
LEFURGY, EDWARD ROBERT	93,015	0	TEACHING STAFF
LEGGE, MICHAEL CHRISTOPHE	85,017	0	TEACHING STAFF
LEGRESLEY, LISA E.	84,966	0	TEACHING STAFF
LEIBOVITCH, JOSEPH ERIC	136,912	3,398	ADMINISTRATOR
LEMON, KELLY	102,866	604	ASSOCIATED PROFESSIONALS
LENDVOY, JEREMY WALKER	87,181	0	TEACHING STAFF
LEONARD, LISA M.	90,908	0	TEACHING STAFF
LEONG, ADA JIE YING	76,329	0	TEACHING STAFF
LEPIN, MATTHEW J.	104,931	0	TEACHING STAFF
LEPINE, LAURIE	85,002	0	TEACHING STAFF
LESLIE, ALISON MICHELLE	93,301	0	TEACHING STAFF
LESLIE, JANE	91,809	0	TEACHING STAFF
LESUM, OLIVER	76,557	0	TEACHING STAFF
LETENDRE, DAELYN ELISSA	91,858	58	TEACHING STAFF
LETENDRE, JEFFREY DOUGLAS	91,858	0	TEACHING STAFF
LETOURNEAU, MICHELLE LAUREN	76,997	0	TEACHING STAFF
LEUNG, ANDREW CHUNG-KEI	85,031	0	TEACHING STAFF
LEUPOLD, CHRISTOPHER J.	91,753	0	TEACHING STAFF
LEUTERIO, LAURA LEE JOY	82,286	0	TEACHING STAFF
LEWIS, CHRIS	84,935	0	TEACHING STAFF
LEWIS, JEFF DAVID W.	84,878	0	TEACHING STAFF
LEWIS, KATHLEEN M.	89,464	0	TEACHING STAFF
LEWIS, KRISTA M	82,041	63	TEACHING STAFF
LEWIS, RUTH M.	94,065	0	TEACHING STAFF
LEWIS, TOM	116,376	0	ADMINISTRATOR
LEWIS-WATTS, CHRISTA	85,017	0	TEACHING STAFF
LIANG, RYAN JEFFREY	77,439	1,793	TEACHING STAFF
LIANG, TERESA LYNNE	96,396	0	TEACHING STAFF
LIDDER, KULDIP SINGH	91,819	0	TEACHING STAFF
LIEBERMANN, ANDREW NICHOLAS	79,413	0	TEACHING STAFF
LIGE, MONIKA M.	91,789	0	TEACHING STAFF
LIGHTBODY, ROBERT	93,135	0	TEACHING STAFF
LIM, DAVINA YUN KAY	75,565	0	TEACHING STAFF
LIM, LISA A	84,966	0	TEACHING STAFF
LIM, MARTIN	94,961	612	TEACHING STAFF
LIM, SHELAGH A	93,101	21	TEACHING STAFF
LIN, DANNIEL CHI CHUN	92,754	0	TEACHING STAFF
LIN, SANDI	91,789	0	TEACHING STAFF
LINDER, ANN-KATRIN	119,362	927	TEACHING STAFF
LINDSAY, GRAEME DAVID	77,815	37	MAINTENANCE STAFF
LINDSAY, JOANNE M.	89,534	0	TEACHING STAFF
LINDSTROM, HELEN	91,786	0	TEACHING STAFF
LING, KATRINA TARIN	91,691	0	TEACHING STAFF
LINKLATER, PHILIP M.	132,721	49	ADMINISTRATOR
LINTOTT, KIRSTIN	92,514	13	TEACHING STAFF
LIRONI, KATHERINE M.	93,112	0	TEACHING STAFF

# BOARD OF EDUCATION OF SCHOOL DISTRICT NO. 36 (SURREY)

## UNAUDITED SCHEDULE OF FINANCIAL INFORMATION REMUNERATION AND EXPENSES - EMPLOYEES For The Year Ended June 30, 2020

Schedule 4

NAME	REMUNERATION	EXPENSES	POSITION
LISCOMBE, ELIZABETH	88,370	1,979	ASSOCIATED PROFESSIONALS
LITFIN, LESLEY ANNE	79,496	0	TEACHING STAFF
LITKE, DOUG JONATHAN	138,764	759	ADMINISTRATOR
LIU, ADOLF FOOK-CHUEN	91,753	0	TEACHING STAFF
LIU, DAISY S.	80,726	0	TEACHING STAFF
LO, JAMES HO BONG	81,283	194	TEACHING STAFF
LO, VINCENT WAI KEI	91,858	175	TEACHING STAFF
LOBELSOHN, DANIEL ADAM	94,151	0	TEACHING STAFF
LOCKIE, MARY	84,818	0	TEACHING STAFF
LOEWEN, DIANA EDITH	93,221	5	TEACHING STAFF
LOEWEN, KAREN	96,341	0	TEACHING STAFF
LOEWEN, LISA ANNE	79,932	0	TEACHING STAFF
LOEWEN, MICHELE V.	95,374	0	TEACHING STAFF
LOGIE, ALICIA	93,095	1,106	TEACHING STAFF
LOH, VANIA WEN CHI	93,184	3,434	TEACHING STAFF
LOMAX, DONNA MARIE	132,770	791	ADMINISTRATOR
LOMAX, MAUREEN	91,825	0	TEACHING STAFF
LONGSTAFF, KIMBERLEY GAYE	84,935	0	TEACHING STAFF
LOOI, SERENA LEE LEE	91,860	0	TEACHING STAFF
LOOK, LEEANN H	91,742	0	TEACHING STAFF
LOPEZ, KATHLEEN TERESA	91,825	842	TEACHING STAFF
LORD, MICHAEL J.	91,728	554	TEACHING STAFF
LOT, COURTENAY ANN	84,536	0	TEACHING STAFF
LOUGHLEAN, PATRICIA ANNETTE	92,993	172	ADMINISTRATOR
LOVAS, SARAH LEIGH	81,672	0	TEACHING STAFF
LOVESETH, DEBRA K.	84,966	0	TEACHING STAFF
LOW, BETTY	84,951	0	TEACHING STAFF
LOWE, DAGAN ANGUS	88,245	0	TEACHING STAFF
LOWE, STEPHEN E.	93,150	0	TEACHING STAFF
LOWEY, KYLIE DAWN	95,232	0	TEACHING STAFF
LOWRY, DONNA L	89,764	0	TEACHING STAFF
LOYLA, MANPREET SINGH	97,427	131	TEACHING STAFF
LOYLA, MONA	84,997	32	TEACHING STAFF
LU, THEOLA YU-KWUN	90,211	667	TEACHING STAFF
LU, YI-WEI LOUIE	87,254	0	TEACHING STAFF
LUBENOW, NATALIE A	91,824	0	TEACHING STAFF
LUCUS, CALIN A.	97,391	0	TEACHING STAFF
LUDOLPH, BROOKE VELVA-ROSE	84,215	0	TEACHING STAFF
LUDU, HARPREET KAUR	91,400	0	TEACHING STAFF
LUI, TINA THI BICH	91,691	0	TEACHING STAFF
LUMSDEN, VALERIE A	95,890	0	TEACHING STAFF
LUNG, HOWARD CHIA-PEI	78,356	367	TEACHING STAFF
LUNGHAMER, LAUREN MICHELLE	91,858	791	TEACHING STAFF
LUTTON, JANET	89,466	0	TEACHING STAFF
LUTZ, SARAH ANN	91,691	0	TEACHING STAFF
LYNCH, SHELLEY D.	90,838	0	TEACHING STAFF
LYNE, CARMEN MERILEE	89,903	0	TEACHING STAFF
M'LOT, KEVIN	132,917	0	ADMINISTRATOR
MA, JEANNE	84,997	0	TEACHING STAFF
MA, TIMOTHY SIMON	97,036	0	TEACHING STAFF



# BOARD OF EDUCATION OF SCHOOL DISTRICT NO. 36 (SURREY)

## UNAUDITED SCHEDULE OF FINANCIAL INFORMATION REMUNERATION AND EXPENSES - EMPLOYEES For The Year Ended June 30, 2020

Schedule 4

NAME	REMUNERATION	EXPENSES	POSITION
MACADAM, MARIA ANGELA	91,858	0	TEACHING STAFF
MACDONALD, ARLENE J.	125,642	2,263	ADMINISTRATOR
MACDONALD, JENNIFER MARY	93,065	656	TEACHING STAFF
MACDONALD, KRISTEN AMELIA	120,481	58	ADMINISTRATOR
MACDONALD, TIMOTHY JOHN	83,303	0	TEACHING STAFF
MACDONALD, TOM J.R.	87,142	0	TEACHING STAFF
MACDOUGALL, LISA ANNE	94,000	0	TEACHING STAFF
MACE, STEPHANIE MARIE	82,236	0	TEACHING STAFF
MACGREGOR, JAMES BRIAN	89,278	0	TEACHING STAFF
MACGREGOR, JENNIFER LEE	91,195	0	TEACHING STAFF
MACINTYRE, HEATHER MARIE	91,642	0	TEACHING STAFF
MACIVER, CHRIS L.	93,151	249	TEACHING STAFF
MACKAY-DUNN, MICHAEL ANTHONY	86,632	0	TEACHING STAFF
MACKENZIE, ASHLEY DANIELLE	82,977	522	TEACHING STAFF
MACKENZIE, DEBORA L.	87,107	0	TEACHING STAFF
MACKENZIE, MARNIE RAE	81,507	750	TEACHING STAFF
MACKENZIE, NICOLE	85,018	0	TEACHING STAFF
MACKENZIE, TRAVIS LAYNE	120,049	0	ADMINISTRATOR
MACKIE, STEPHEN D.	84,154	0	TEACHING STAFF
MACKLESTON, JENNIFER JANE	85,033	0	TEACHING STAFF
MACKNEE, JOSHUA JAMES	76,404	8	TEACHING STAFF
MACKWOOD, BONNIE L.	75,078	130	EXCLUDED STAFF(ON MUN.PENSION)
MACLEAN, RODERICK DANA	76,154	627	EXCLUDED STAFF(ON MUN.PENSION)
MACLEAN, SHEILA JEAN	93,184	0	TEACHING STAFF
MACLEAN, VALERIE JOCELYNE	93,184	0	TEACHING STAFF
MACMILLAN, R LYNN	93,027	0	TEACHING STAFF
MACNAB, JOCELYN ANN	93,078	130	TEACHING STAFF
MACNAMARA, JOANNA JOY	85,032	0	TEACHING STAFF
MACPHERSON, BRUCE D.	85,807	0	TEACHING STAFF
MACQUARRIE, JENNIFER ANN	93,999	0	TEACHING STAFF
MACRAE, JULIA L.E.	93,110	0	TEACHING STAFF
MACUMBER, CARRIE L.	82,847	0	TEACHING STAFF
MACWILLIAMS, RHONDA LEANNE	90,691	0	TEACHING STAFF
MADORE, JUSTIN	76,059	0	MAINTENANCE STAFF
MAGNUS, KERRY L	124,288	2,349	EXCLUDED STAFF(ON MUN.PENSION)
MAGNUSSON, GRAHAM W.	136,912	0	ADMINISTRATOR
MAGRILL, JUDITH MARCY	93,151	2,516	ASSOCIATED PROFESSIONALS
MAH, DON	91,825	0	TEACHING STAFF
MAH, SIMON MICHAEL	96,140	0	TEACHING STAFF
MAHARAJ, PATRICIA RENEE	120,815	0	ADMINISTRATOR
MAHER, PATRICK D	91,786	0	TEACHING STAFF
MAHLI, JAGBIR SINGH	122,653	0	ADMINISTRATOR
MAHONEY, MADELAINE M	99,306	1,206	EXCLUDED STAFF(ON MUN.PENSION)
MAION, DEAN LUCIO	114,358	34	ADMINISTRATOR
MAION, SHANNON PAULINE	105,863	0	TEACHING STAFF
MAJERNIK, JOANNE F	96,065	0	TEACHING STAFF
MAJHEN, TRACY	89,956	0	TEACHING STAFF
MAJOR, ABIGEL	84,794	0	TEACHING STAFF
MAKASOFF, BLAINE	94,339	2,304	TEACHING STAFF
MAKKAR, JASDEV	93,134	76	TEACHING STAFF

# BOARD OF EDUCATION OF SCHOOL DISTRICT NO. 36 (SURREY)

## UNAUDITED SCHEDULE OF FINANCIAL INFORMATION REMUNERATION AND EXPENSES - EMPLOYEES For The Year Ended June 30, 2020

Schedule 4

NAME	REMUNERATION	EXPENSES	POSITION
MAKSYMIW, RICHARD S.	91,825	0	TEACHING STAFF
MALCOLM, JANET E.	95,994	0	TEACHING STAFF
MALKOSKE, ALYSSA ANN	94,448	13	ADMINISTRATOR
MANAK, GOBIND KULTAR S.	86,058	0	TEACHING STAFF
MANAK, NARESH JAWAHAR	82,026	0	TEACHING STAFF
MANDAU, LISA S	91,825	0	TEACHING STAFF
MANDER, SUMANDEEP KAUR	89,483	0	TEACHING STAFF
MANDIN, BLAINE	91,334	0	TEACHING STAFF
MANERY, CAITLIN GREER	85,033	201	TEACHING STAFF
MANGAT, JASPRIT KAUR	93,201	0	TEACHING STAFF
MANGAT, MANJIT K.	97,427	138	TEACHING STAFF
MANHAS, AMRIK S.	93,166	0	TEACHING STAFF
MANHAS, MEENA	91,819	0	TEACHING STAFF
MANN, B. NINA	91,825	0	TEACHING STAFF
MANN, DAWINDER SINGH	95,792	0	TEACHING STAFF
MANN, JASBIR KAUR	102,119	17	TEACHING STAFF
MANN, KHUSHMINDER KAUR	92,758	125	TEACHING STAFF
MANN, MANDEEP K.	91,789	0	TEACHING STAFF
MANN, NAVJOT	85,938	0	TEACHING STAFF
MANN, PARMJIT	81,138	0	TEACHING STAFF
MANN, PARVINDER KAUR	93,198	0	TEACHING STAFF
MANN, REENA	91,658	0	TEACHING STAFF
MANN, TEJPAL SINGH	91,588	0	TEACHING STAFF
MANN, ZEENAT KAUR	93,015	0	TEACHING STAFF
MANNING, JOHN DAVID	75,558	593	TEACHING STAFF
MANNING, KATHERINE M.	93,840	0	TEACHING STAFF
MANOJLOVIC, MILORAD	93,112	0	TEACHING STAFF
MARCAKIS, ANGELA STEPHANIE	85,926	6	TEACHING STAFF
MARCHIORI, BETTIE ANNE	91,825	0	TEACHING STAFF
MARCUK, BARBARA K.	93,151	0	TEACHING STAFF
MARETIC, MARK	93,115	125	TEACHING STAFF
MARETZ, CHRISTOPHER MICHAEL	85,103	14	TEACHING STAFF
MARGISON, TANYA ELIZABETH	82,977	6,622	TEACHING STAFF
MARIN, ADINA OANA	81,369	0	TEACHING STAFF
MARKLE, STACEY LAURA	92,685	0	TEACHING STAFF
MARQUES, JEAN-PIERRE MOTA	89,218	0	TEACHING STAFF
MARRIOTT, LESLEY	81,650	0	TEACHING STAFF
MARRONE, RINO GENNARINO	85,002	372	TEACHING STAFF
MARRS, NAOMI	82,337	0	TEACHING STAFF
MARSDEN, JILL	92,976	0	TEACHING STAFF
MARSDEN, KRISTIN LEIGH	79,589	0	TEACHING STAFF
MARSDEN, PAUL R	132,688	1,373	ADMINISTRATOR
MARSEILLE, JENNY C.M.	91,841	0	TEACHING STAFF
MARSHALL, MAXWELL C.	97,396	0	TEACHING STAFF
MARTIN, CHANDRA J.	83,985	0	TEACHING STAFF
MARTIN, NEIL EDWARD	91,858	0	TEACHING STAFF
MARTIN, SUSAN K.	94,046	598	TEACHING STAFF
MARYNICK, ALYSE JACQUELYN	87,910	0	TEACHING STAFF
MASI, GORDON V.	93,151	0	TEACHING STAFF
MASON, LISA KIRSTEN	87,187	0	TEACHING STAFF

# BOARD OF EDUCATION OF SCHOOL DISTRICT NO. 36 (SURREY)

## UNAUDITED SCHEDULE OF FINANCIAL INFORMATION REMUNERATION AND EXPENSES - EMPLOYEES For The Year Ended June 30, 2020

Schedule 4

NAME	REMUNERATION	EXPENSES	POSITION
MASTROIANNI, ROBYN DOROTHY	92,727	218	TEACHING STAFF
MATECHUK, DENNIS	106,273	0	TEACHING STAFF
MATEESCU, GABRIEL	87,003	125	TEACHING STAFF
MATHESON, LYNDA	77,611	0	TEACHING STAFF
MATSON, BARBARA LOUISE	79,121	0	TEACHING STAFF
MATSUMURA, LINDSAY SAMANTHA M	84,843	0	TEACHING STAFF
MATTERSON, NEDA	75,517	0	TEACHING STAFF
MATTHEWS, CAROLINE G.	132,729	17	ADMINISTRATOR
MATTU, LEELA	84,935	1,168	TEACHING STAFF
MAUR, VARINDERJEET KAUR	93,034	0	TEACHING STAFF
MAWHINNEY, LORRI-ANN	90,541	0	TEACHING STAFF
MAXWELL, LEIGH AMANDA	91,890	0	TEACHING STAFF
MAY, LINDSAY NICOLE	108,215	227	TEACHING STAFF
MAYER, JORDAN THORLEIV	88,413	0	TEACHING STAFF
MAYER, SARA KATHERINE	91,808	0	TEACHING STAFF
MAYER, TAMMY HENDRIKA	90,107	0	TEACHING STAFF
MAYOTTE, DEANNA GWEN	82,881	0	TEACHING STAFF
MAZINANI, SEDIGHEH NONA	89,629	0	TEACHING STAFF
MAZURKEWICH, CLINT	108,901	0	TEACHING STAFF
MAZURKEWICH, MELANIE C	115,015	0	TEACHING STAFF
MAZZOCATO, DIANA	78,657	0	TEACHING STAFF
MCBRIDE, DOLKAR	94,995	0	TEACHING STAFF
MCBRIDE, LIANNE M.	125,616	35	ADMINISTRATOR
MCCALLUM, DAVE WILLIAM	91,691	0	TEACHING STAFF
MCCALLUM, KIRSTIE	84,878	0	TEACHING STAFF
MCCANN, CARY	96,074	597	EXCLUDED STAFF(ON MUN.PENSION)
MCCANN, LISA	85,002	0	TEACHING STAFF
MCCLOY, KATELYN MARIE	77,289	0	TEACHING STAFF
MCCLURE, LORI ANN	76,351	0	TEACHING STAFF
MCCOMB, R. SCOTT	91,770	0	TEACHING STAFF
MCCONNELL, JIM	128,845	114	ADMINISTRATOR
MCCRACKEN, TAMA-LYNN	91,788	0	TEACHING STAFF
MCCRAE, SCOTT ANDREW	113,647	0	ADMINISTRATOR
MCCREDIE, KRISTEN L.	95,779	0	TEACHING STAFF
MCDONALD, CRAIG ALLAN	88,208	0	TEACHING STAFF
MCDONALD, ELIZABETH J.	128,104	2,245	ADMINISTRATOR
MCDONALD, HUGH C.	94,114	0	TEACHING STAFF
MCDONALD, MURRAY	84,543	0	TEACHING STAFF
MCDONALD, SHANNON DOREEN	75,895	146	TEACHING STAFF
MCDONALD, STEPHANIE EVELYN	78,328	0	TEACHING STAFF
MCDONOUGH, DIJEET KAUR	91,858	0	TEACHING STAFF
MCDONOUGH, MAUREEN	95,291	0	TEACHING STAFF
MCEWEN, KELLY E.	132,688	333	ADMINISTRATOR
MCFADDEN, SUSAN ROSAMUNDE	84,546	0	TEACHING STAFF
MC FALL, LANCE D.	89,619	0	TEACHING STAFF
MC FARLANE, GLENYS M.	89,503	0	TEACHING STAFF
MC FARLANE, RENEE M.A.	97,120	0	TEACHING STAFF
MCGENNIS, IAN W.	122,625	61	ADMINISTRATOR
MCGILLIVRAY, MELODY GRIETJE	85,002	0	TEACHING STAFF
MCGRANDLE, MICHELLE	82,881	0	TEACHING STAFF

# BOARD OF EDUCATION OF SCHOOL DISTRICT NO. 36 (SURREY)

## UNAUDITED SCHEDULE OF FINANCIAL INFORMATION REMUNERATION AND EXPENSES - EMPLOYEES For The Year Ended June 30, 2020

Schedule 4

NAME	REMUNERATION	EXPENSES	POSITION
MCGRATH, JOAN	94,049	0	TEACHING STAFF
MCINTOSH, JONATHAN BRUCE	91,822	0	TEACHING STAFF
MCIVOR, ANGELA LEANN	90,485	0	TEACHING STAFF
MCKAY, CARLA MARI	76,315	0	TEACHING STAFF
MCKAY, SARAH FRANCES	94,385	2,935	EXCLUDED STAFF(ON MUN.PENSION)
MCKAY, VICTORIA L.	96,065	0	TEACHING STAFF
MCKILLOP, KYLE CAMERON	95,072	10	TEACHING STAFF
MCLAUCHLIN, JOSEPHINE A	91,791	0	TEACHING STAFF
MCLAUGHLIN, CORY L	139,836	1,523	ADMINISTRATOR
MCLAUGHLIN, KRISTA LYNN	75,354	0	TEACHING STAFF
MCLEAN, JEANETTE M.	93,684	0	TEACHING STAFF
MCLELLAN, COLIN D	94,566	505	EXCLUDED STAFF(ON MUN.PENSION)
MCLENNAN, CAROL P.	91,787	315	TEACHING STAFF
MCLEOD, MICHELLE R.	83,333	125	TEACHING STAFF
MCTMAHON, ANGELIKA TABATHA	91,826	0	TEACHING STAFF
MCTMAHON, MONICA DAWN	80,203	0	TEACHING STAFF
MCTMARTIN, MICHAEL	93,828	0	TEACHING STAFF
MCTMASTER, KEN	95,001	247	TEACHING STAFF
MCTMILLAN, CARRI	91,830	0	TEACHING STAFF
MCTMILLAN, JEFF	99,382	175	EXCLUDED STAFF(ON MUN.PENSION)
MCTMULLEN, NANCY I	86,438	0	TEACHING STAFF
MCTNABB, TRACY L.	92,086	0	TEACHING STAFF
MCTNABB, TYLER J.	95,720	0	TEACHING STAFF
MCTNAMEE, ANNE M.	91,691	0	TEACHING STAFF
MCTNAUGHTON, KATHLEEN M.	91,769	0	TEACHING STAFF
MCTNEIL, AMBER L.	91,823	0	TEACHING STAFF
MCTNEIL, CINDY M.	84,657	0	TEACHING STAFF
MCTNEILL, ASHLEIGH MARIE	76,758	0	TEACHING STAFF
MCTNEILL, CAROL N.	91,825	0	TEACHING STAFF
MCTNICHOL, PAUL R.	84,935	0	TEACHING STAFF
MCTPHILLIPS, KRISTIN ANNE	83,506	0	TEACHING STAFF
MCTQUARRIE, TREVOR	132,721	30	ADMINISTRATOR
MCTRAE, ALEXANDRA NOELLE	76,810	0	TEACHING STAFF
MCTRAE, GRAHAM S.	91,791	0	TEACHING STAFF
MCTRAE, KAREN ELIZABETH	91,858	0	TEACHING STAFF
MCTSHANE, ERIN LAUREL	91,399	0	TEACHING STAFF
MCTSKIMMING, SARAH ANNE	77,448	593	TEACHING STAFF
MCTSPADDEN, NADINE ROSE	98,697	820	TEACHING STAFF
MEADOWS, TODD CAMERON	115,255	78	TEACHING STAFF
MEDEL, EDWIN S	91,825	0	TEACHING STAFF
MEHREGANI, BEHNAZ DANA	85,830	0	TEACHING STAFF
MELAN, MARIA	117,289	6,028	EXCLUDED STAFF(ON MUN.PENSION)
MELENKA, LISA N.	84,348	0	TEACHING STAFF
MELNYK, RON D.	84,935	1,106	TEACHING STAFF
MELVILLE, DEBRA NICOLE	91,827	0	TEACHING STAFF
MEMMOTT, DENNIS RAY	89,290	0	TEACHING STAFF
MENELAWS, ERIN NICOLE	79,086	0	TEACHING STAFF
MENICUCCI, VIC	108,899	0	TEACHING STAFF
MENSCH, LYNN	75,123	0	TEACHING STAFF
MESIC, TOM E.M.	85,002	28	TEACHING STAFF

# BOARD OF EDUCATION OF SCHOOL DISTRICT NO. 36 (SURREY)

## UNAUDITED SCHEDULE OF FINANCIAL INFORMATION REMUNERATION AND EXPENSES - EMPLOYEES For The Year Ended June 30, 2020

Schedule 4

NAME	REMUNERATION	EXPENSES	POSITION
METCALFE, SELINA M.	96,723	0	TEACHING STAFF
METFORD, MATTHEW JACQUES	80,517	612	TEACHING STAFF
METZ, BRENDAN R.	84,187	0	TEACHING STAFF
MEYER, TAMMY	91,676	0	TEACHING STAFF
MEYNERT, LORNA L.	91,803	6	TEACHING STAFF
MICHAEL, NEAL DARREN	94,849	17	TEACHING STAFF
MICHAUD, KATHLEEN	91,366	0	TEACHING STAFF
MIDDAR, PARAMJIT	132,811	799	ADMINISTRATOR
MIDDLETON, ANNE-MARIE	92,222	0	TEACHING STAFF
MIKELSONS, CATRINA SANDRA LEE	91,847	0	TEACHING STAFF
MIKI, MELANIE J K	93,078	0	TEACHING STAFF
MILES, TARA ALEXANDRA	98,710	0	TEACHING STAFF
MILIC, SUSAN	84,844	0	TEACHING STAFF
MILLER, AMANDA JUNE	80,470	140	TEACHING STAFF
MILLER, ANNE L.	91,728	0	TEACHING STAFF
MILLER, CHANDIMA ASANTHI	83,053	0	TEACHING STAFF
MILLER, CHRISTI J.	91,886	0	TEACHING STAFF
MILLER, DANA MARIE	88,021	0	TEACHING STAFF
MILLER, ELANA BRIGITTE	78,375	0	TEACHING STAFF
MILLER, SIMON SPENCER	96,936	0	TEACHING STAFF
MILLER, TRISH L.	93,170	0	TEACHING STAFF
MILLER, UNA-MELODIE	81,192	0	TEACHING STAFF
MILLS, CHRIS SHELDON	85,032	0	TEACHING STAFF
MILLS, DAVID	84,966	0	TEACHING STAFF
MILLS, RUSSELL	91,787	0	TEACHING STAFF
MILNE, ANDREW JAMES	110,948	17	TEACHING STAFF
MILNE, CHRISTOPHER	82,592	11	TEACHING STAFF
MILSTED, TIMOTHY NIAL	91,825	0	TEACHING STAFF
MINCHINTON, HEATHER PATRICIA	84,810	334	TEACHING STAFF
MINCHINTON, RANDY	96,850	116	TEACHING STAFF
MINHAS, BINTY YESJEET	91,895	0	TEACHING STAFF
MINHAS, MANJIT	93,145	0	TEACHING STAFF
MINSKY, PHYLLIS A.	84,889	0	TEACHING STAFF
MINTO-MCEACHERN, AMY RUTH	89,568	0	TEACHING STAFF
MIRABUENO, MICHELLE	83,760	0	TEACHING STAFF
MISCHianti, PAOLO	80,439	0	TEACHING STAFF
MISEWICH, ALYSHA BREANNE	79,551	0	TEACHING STAFF
MISSANA, GINO	105,996	97	TEACHING STAFF
MISSELLBROOK, GILLIAN LAURA	75,951	343	TEACHING STAFF
MITCHELL, ALAN	116,263	802	EXCLUDED STAFF(ON MUN.PENSION)
MITCHELL, ALLISON C.R.	84,997	0	TEACHING STAFF
MITCHELL, DAWN	91,792	0	TEACHING STAFF
MITCHELL, DEAN PETER	91,791	0	TEACHING STAFF
MITCHELL, GUY	81,206	0	TEACHING STAFF
MITRO, MIKE T.	85,001	892	TEACHING STAFF
MLEZIVA, PETER	96,166	0	TEACHING STAFF
MOENNICK, CATHERINE E.	114,224	18	ADMINISTRATOR
MOFFETT, R'CHIE KELLY	87,141	0	TEACHING STAFF
MOHAMMED, CHRIS H.	91,786	0	TEACHING STAFF
MOHR, JOHN KIRKWOOD	97,626	14	TEACHING STAFF

# BOARD OF EDUCATION OF SCHOOL DISTRICT NO. 36 (SURREY)

## UNAUDITED SCHEDULE OF FINANCIAL INFORMATION REMUNERATION AND EXPENSES - EMPLOYEES For The Year Ended June 30, 2020

Schedule 4

NAME	REMUNERATION	EXPENSES	POSITION
MOHR, SHERRI LYNNE	79,555	0	TEACHING STAFF
MOLLOY, LENA	91,825	199	TEACHING STAFF
MOLONEY, MICHAEL JAMES	122,653	204	ADMINISTRATOR
MOMI, KULWINDER KAUR	92,652	0	TEACHING STAFF
MONEY, KAMA DAWN	92,673	134	TEACHING STAFF
MONGA, MANINDER	92,647	0	TEACHING STAFF
MONK, ANGELA GRACE	93,931	0	TEACHING STAFF
MONROE, GREG TREVOR	93,151	0	TEACHING STAFF
MOODY, CARRIE M.	91,788	0	TEACHING STAFF
MOON, KYUNG-JIN KAREN	91,462	17	TEACHING STAFF
MOORE, APRIL	84,951	0	TEACHING STAFF
MOORE, CHERYL DARLENE	91,827	0	TEACHING STAFF
MOORE, JAMIE BERNARD	91,825	0	TEACHING STAFF
MOORE, JOELLE REGAN	91,858	0	TEACHING STAFF
MOORE, JONATHAN S.	91,824	0	TEACHING STAFF
MOORE, NAOMI	84,134	0	TEACHING STAFF
MOORE, VELMA	102,127	0	TEACHING STAFF
MOORES, SEAN	86,691	19	TEACHING STAFF
MOREAU, SHEILA A.	91,753	0	TEACHING STAFF
MORENO, SARAH MARIE	84,972	0	TEACHING STAFF
MORIN, KAREN R.	84,935	0	TEACHING STAFF
MORRISON, DAVID S.	93,151	0	TEACHING STAFF
MORRISON, GORDON D.	87,111	0	TEACHING STAFF
MORRISON, IRENE P.	91,856	0	TEACHING STAFF
MORRISON, JOHN	132,688	29	ADMINISTRATOR
MORTIMORE, LESLIE A.	88,150	61	EXCLUDED STAFF(ON MUN.PENSION)
MOUNTALI, SIMPLICE GANZALT	93,872	0	TEACHING STAFF
MOWAT, TRACY LYNN	89,006	2,509	EXCLUDED STAFF(ON MUN.PENSION)
MOXNESS, ROBERT VINCENT	108,250	0	ADMINISTRATOR
MOY, MICHAEL J.	85,363	95	TEACHING STAFF
MRAK, RUTH A.	132,688	62	ADMINISTRATOR
MUDGE, ANGELA M.	96,181	0	TEACHING STAFF
MUELLER, BRENDA	91,756	0	TEACHING STAFF
MUIR, CAMILA	97,275	1,070	TEACHING STAFF
MUIR, CORINNE BARBARA	93,184	0	TEACHING STAFF
MUIR, DENTON G.	122,867	0	ADMINISTRATOR
MUIRHEAD, FREDERIQUE S.	91,825	0	TEACHING STAFF
MUJCIN, JOHN S.	93,151	0	TEACHING STAFF
MULHOLLAND, HEATHER LAUREN	89,190	0	TEACHING STAFF
MULJI, WAHEEDA H.	97,432	0	TEACHING STAFF
MULLEADY, MARY J.	93,135	0	TEACHING STAFF
MULLEN, DEREK F.	94,064	0	TEACHING STAFF
MUMFORD, EILEEN	93,078	0	TEACHING STAFF
MUNAWEERA, ANITA	93,112	0	TEACHING STAFF
MUNRO, TINA	124,970	2,719	EXCLUDED STAFF(ON MUN.PENSION)
MURIN, DEBORAH L.	93,016	306	TEACHING STAFF
MURPHY, JULINA LOUISE	78,235	0	TEACHING STAFF
MURRAY, DAWNE	91,769	0	TEACHING STAFF
MURRAY, SUSAN	88,176	692	TEACHING STAFF
MURTSSELL, LAURA M.	91,545	0	TEACHING STAFF

# BOARD OF EDUCATION OF SCHOOL DISTRICT NO. 36 (SURREY)

## UNAUDITED SCHEDULE OF FINANCIAL INFORMATION REMUNERATION AND EXPENSES - EMPLOYEES For The Year Ended June 30, 2020

Schedule 4

NAME	REMUNERATION	EXPENSES	POSITION
MUSERURE, MICHAEL	124,281	0	TEACHING STAFF
MUSICO, SUSAN	87,773	0	TEACHING STAFF
MUTI, PARAMJIT K.	93,430	0	TEACHING STAFF
MYERS, MANUELA	84,971	0	TEACHING STAFF
MYLES, GWEN M.	116,376	0	ADMINISTRATOR
NADEAU, SIMON J	91,808	425	TEACHING STAFF
NAGAI, ANGELIE AIKA	78,297	0	TEACHING STAFF
NAGAMATSU, EVA J.	89,464	0	TEACHING STAFF
NAGI, JASVINDER KAUR	83,954	0	TEACHING STAFF
NAGRA, ANANDITA SINGH	92,144	0	TEACHING STAFF
NAGRA, SAROOP S.	112,703	9	TEACHING STAFF
NAHAL, MANJIT KAUR	129,618	40	ADMINISTRATOR
NAIDU, KELLY A.	91,786	0	TEACHING STAFF
NAIDU, VINCE MUNIRATNAM	88,123	0	TEACHING STAFF
NAIR, LALITTA	79,951	0	TEACHING STAFF
NAKASHIMA, DEAN WARREN	89,130	0	TEACHING STAFF
NAKASHIMA, SARAH LYNNE	91,858	0	TEACHING STAFF
NANDA, BIRINDER KAUR	93,112	0	TEACHING STAFF
NANJI, SHAINAZ	91,791	1,176	TEACHING STAFF
NASIMI, MICHELLE ELISABETH	75,682	0	TEACHING STAFF
NASMITH, SONIA ELIZABETH	90,972	0	TEACHING STAFF
NASSERJAH, MORSAL	82,421	0	TEACHING STAFF
NATHAN, SHOBNA S.	91,837	0	TEACHING STAFF
NATOC, LISETTE	102,963	2,229	EXCLUDED STAFF(ON MUN.PENSION)
NATSUHARA, KIRSTEN ELIZABETH	93,529	34	TEACHING STAFF
NAUREEN, ATIFA	93,127	0	TEACHING STAFF
NAYLOR, CHRISTOPHER	113,647	1,151	ADMINISTRATOR
NEEDHAM, LEANNE	84,579	0	TEACHING STAFF
NEEDHAM, RODNEY E.	90,776	0	TEACHING STAFF
NEIDIG, DANA C.	93,149	0	TEACHING STAFF
NELSON, CHRIS K.	84,997	0	TEACHING STAFF
NELSON, SHAUN	132,212	49	ADMINISTRATOR
NEMEC, KATHLEEN G.	96,352	0	TEACHING STAFF
NEUDORF, MELISSA MICHELLE	85,924	0	TEACHING STAFF
NEUMANN, JULIE ANN	82,298	0	TEACHING STAFF
NEVEU, BRENDA LEE	81,279	3,137	EXCLUDED STAFF(ON MUN.PENSION)
NEWBOLD, BRIAN JAMES	116,416	28	ADMINISTRATOR
NEWCOMBE, LORI L.	84,997	0	TEACHING STAFF
NEWMAN, AMY	132,729	86	ADMINISTRATOR
NEWMAN, SEAN	82,879	38	TEACHING STAFF
NEWTON, MATTHEW	93,145	0	TEACHING STAFF
NG, CHARLOTTE YUK-YI	94,975	4,229	ASSOCIATED PROFESSIONALS
NG, STEPHANIE KA WAI	90,769	0	TEACHING STAFF
NG, SUSANNA M.	91,400	0	TEACHING STAFF
NGUYEN, LAM P.N.	90,996	0	TEACHING STAFF
NGUYEN, TAN P.	84,843	0	TEACHING STAFF
NGUYEN, THINH TRI	91,803	0	TEACHING STAFF
NICHOLLS, SARAH MHAIRI	82,665	0	TEACHING STAFF
NICKEL, ELENNA MARIE	100,577	49	TEACHING STAFF
NIELSEN, E. WENDY	103,034	0	TEACHING STAFF

# BOARD OF EDUCATION OF SCHOOL DISTRICT NO. 36 (SURREY)

## UNAUDITED SCHEDULE OF FINANCIAL INFORMATION REMUNERATION AND EXPENSES - EMPLOYEES For The Year Ended June 30, 2020

Schedule 4

NAME	REMUNERATION	EXPENSES	POSITION
NIELSEN, HEIDI L	93,112	1,210	TEACHING STAFF
NIJJAR, KARENJIT KAUR	93,161	0	TEACHING STAFF
NIJJAR, PUNREET KAUR	75,186	0	TEACHING STAFF
NIJJER, BALRAJ DEEP SINGH	91,215	987	TEACHING STAFF
NIKKEL, JENNIFER M	91,786	0	TEACHING STAFF
NIKKEL, PETER T.	92,221	348	TEACHING STAFF
NILSON, DEANNA MICHELLE	88,915	0	TEACHING STAFF
NILSON, JONATHAN J.	96,360	0	TEACHING STAFF
NIRO, SABRINA G.	132,485	99	ADMINISTRATOR
NOAKES, MONICA LINDELL	93,015	0	TEACHING STAFF
NOCIAR, DEAN M.	84,878	436	TEACHING STAFF
NOCIAR, LAURIE	84,878	475	TEACHING STAFF
NORDLUND, MARC A.	96,321	0	TEACHING STAFF
NORMAN, REBECCA NICOLE	82,121	0	TEACHING STAFF
NORRIS, BRIAN G	152,269	32	EXCLUDED STAFF(ON MUN.PENSION)
NORRIS, STEPHANIE	91,753	0	TEACHING STAFF
NORTHROP, ADELE A.	91,791	0	TEACHING STAFF
NORTHWAY, CHRISTY A.	189,278	18,703	EXCLUDED STAFF(ON TCH PENSION)
NORTON, KELLY A	91,691	0	TEACHING STAFF
NOWAKOWSKI, PAUL LECH	91,858	0	TEACHING STAFF
NUIJ, ALYSSA MARIE	89,316	0	TEACHING STAFF
NUIJ, PETER JOHN	139,798	21,608	ADMINISTRATOR
NUNES, DIONNE LYNN	84,592	0	TEACHING STAFF
NUNEZ, ELAINE	84,935	0	TEACHING STAFF
NUNNS, JENNIFER K.	91,858	0	TEACHING STAFF
NUTTALL, THERESA	85,033	0	TEACHING STAFF
NYBERG, STEVEN G.	85,002	46	TEACHING STAFF
NYGAARD, LORRAINE E.	93,027	45	TEACHING STAFF
NYSTROM, KIMBERLEY BERNADETTE	91,791	0	TEACHING STAFF
O'BRIEN, COURTNEY NOELLE	89,311	245	TEACHING STAFF
O'BRIEN, MARTY JAMES	93,112	0	TEACHING STAFF
O'BYRNE, MELISSA ANNE	92,679	0	TEACHING STAFF
O'DONNELL, PADRAIC H.	91,825	0	TEACHING STAFF
O'DONNELL, TIM J.	92,268	40	TEACHING STAFF
O'HEARN, JENNIFER A.	91,790	861	TEACHING STAFF
O'MALLEY, KELLI	91,753	0	TEACHING STAFF
O'REILLY, MARY	84,937	0	TEACHING STAFF
OAKLAND, TERESA	86,672	0	TEACHING STAFF
OAMEN, PAULA LEE	85,017	0	TEACHING STAFF
OCCLESHAW, JULIE ANN	120,044	1,975	ADMINISTRATOR
OFFICER, MARC ANDREW	89,604	475	TEACHING STAFF
OHANA, ANNIE	81,389	0	TEACHING STAFF
OHMS, ANDREA ROSE	93,198	0	TEACHING STAFF
OJEA, EVE BELLE	96,335	14	TEACHING STAFF
OKE, SARA JANE	83,513	0	TEACHING STAFF
OKKERSE, ROBERT	89,213	865	TEACHING STAFF
OKRAINETZ, AMANDA	97,766	0	TEACHING STAFF
OLAFSON, CHAD	100,853	17	TEACHING STAFF
OLATUNBOSUN, RHODA MODUPE	93,020	0	TEACHING STAFF
OLIVER, MELISSA ERIN	91,858	0	TEACHING STAFF



# BOARD OF EDUCATION OF SCHOOL DISTRICT NO. 36 (SURREY)

## UNAUDITED SCHEDULE OF FINANCIAL INFORMATION REMUNERATION AND EXPENSES - EMPLOYEES For The Year Ended June 30, 2020

Schedule 4

NAME	REMUNERATION	EXPENSES	POSITION
OLIVERIO, SERAFINA	84,971	0	TEACHING STAFF
OLSEN, KRISTINE	83,698	0	TEACHING STAFF
OLSON, ANGELA KELLIE*	113,227	14,826	EXCLUDED STAFF(ON MUN.PENSION)
OLSON, IRENE	89,940	0	TEACHING STAFF
OLSON, JUDY LYNN	85,643	0	TEACHING STAFF
ONIONS, LYNN GWYNETH	84,972	0	TEACHING STAFF
ONNO, LISA J.	93,170	11	TEACHING STAFF
ORDEMAN, LISA N.	92,044	0	TEACHING STAFF
ORSO, MARK C	93,151	0	TEACHING STAFF
ORTH, CAROLYN LOUISE	78,300	0	TEACHING STAFF
ORTH, OLGA	91,786	0	TEACHING STAFF
OSKAM, CHRISTIAN OSWALD	120,416	0	ADMINISTRATOR
OSSEA, SASHA SAEKO	82,871	0	TEACHING STAFF
OSWIN, TIMOTHY	79,007	0	TEACHING STAFF
OTSUKI, ALEX MASATAKA	79,534	175	TEACHING STAFF
OTTAHAL, NICOLE	92,252	0	TEACHING STAFF
OTTENBREIT, MEGAN JEAN	79,457	0	TEACHING STAFF
OTTEWELL, SUSAN E.	91,889	0	TEACHING STAFF
OUELLETTE, ROBBYN M	91,786	0	TEACHING STAFF
OVERGAARD, HOLLIE M.	93,166	111	TEACHING STAFF
OVERGAARD, JAMIE	91,091	0	TEACHING STAFF
PACLAON, MIMI	93,215	750	TEACHING STAFF
PADAM, KAMALJIT KAUR	91,787	0	TEACHING STAFF
PADAM, RICKI NARINDER	84,966	0	TEACHING STAFF
PAHAL, PARDEEP SINGH	88,182	0	TEACHING STAFF
PAILLE, GEORGE	91,825	0	TEACHING STAFF
PAINCHAUD, NICOLE C.	93,117	0	TEACHING STAFF
PAJIC, LORI J.	79,073	0	TEACHING STAFF
PALAPUZ, EDWIN T	97,735	0	TEACHING STAFF
PALMER, TAMMI J.	91,756	0	TEACHING STAFF
PANAS, JOANNE TRACY	91,431	0	TEACHING STAFF
PANDA, AMARJIT	85,005	0	TEACHING STAFF
PANDHER, AMARJIT KAUR	93,490	0	TEACHING STAFF
PANDHER, HARMOHANJIT SINGH	84,185	0	TEACHING STAFF
PANDHER, SANDIP KAUR	94,130	0	TEACHING STAFF
PANDHER, SUSAN K.	84,966	0	TEACHING STAFF
PANKRATZ, ERNEST TOMSON	97,320	14	TEACHING STAFF
PAPASIAN, YOLANDA	93,116	0	TEACHING STAFF
PARADES, LYS M.	136,688	50	ADMINISTRATOR
PARHAR CHOCHAN, REENA	123,097	77	ADMINISTRATOR
PARHAR HAER, SARINA	92,976	0	TEACHING STAFF
PARHAR, RAVINDER KAUR	86,823	0	TEACHING STAFF
PARHAR, SANDEEP KAUR	90,312	12	TEACHING STAFF
PARK, SANDRA	96,140	0	TEACHING STAFF
PARKER, RON	84,966	0	TEACHING STAFF
PARKER-JERVIS, LAURA ANNE	92,260	0	TEACHING STAFF
PARKINSON, JESSICA LAUREN	82,006	64	TEACHING STAFF
PARMAR, HARBINDER K.	92,648	0	TEACHING STAFF
PARMAR, SUKHVINDER RANI	96,326	0	TEACHING STAFF
PARR, CURTIS JASON	85,032	0	TEACHING STAFF

# BOARD OF EDUCATION OF SCHOOL DISTRICT NO. 36 (SURREY)

## UNAUDITED SCHEDULE OF FINANCIAL INFORMATION REMUNERATION AND EXPENSES - EMPLOYEES For The Year Ended June 30, 2020

Schedule 4

NAME	REMUNERATION	EXPENSES	POSITION
PASCUAL, MIGUEL ANGEL	76,577	0	TEACHING STAFF
PASSIER, MARIE JEANNETTE	84,843	0	TEACHING STAFF
PATAKI, PENNY K	90,872	0	TEACHING STAFF
PATAKY, SOIBAN	84,878	135	TEACHING STAFF
PATRICK, KIMBERLY	93,117	1,055	TEACHING STAFF
PATRICK, RITA K.	91,860	0	TEACHING STAFF
PATRONG, LISA	96,067	0	TEACHING STAFF
PATTAR, GURJIT KAUR	94,111	7	TEACHING STAFF
PATTAR, NIMARTA	83,284	0	TEACHING STAFF
PATTERN-REGIER, JENNIFER	84,693	0	TEACHING STAFF
PATTERSON, TINA CHRISTINE	95,291	0	TEACHING STAFF
PATTON, LAUREE ALICE	85,002	0	TEACHING STAFF
PAULGAARD, STEVE	91,790	0	TEACHING STAFF
PAULHUS, JULIE ELIZABETH	91,821	0	TEACHING STAFF
PAULICELLI, MICHAEL FRANK	75,020	0	TEACHING STAFF
PAWAR, KRISTEN ELIZABETH	114,364	81	ADMINISTRATOR
PAWELCHAK, DANIELLE SYLVIA	83,875	334	TEACHING STAFF
PAWELCHAK, JAMES JEFFERY	85,897	0	TEACHING STAFF
PAYNE, GREGORY	96,065	0	TEACHING STAFF
PAYTON, ALISON JANE	78,950	0	TEACHING STAFF
PEACOCK, DOROTA	93,151	725	TEACHING STAFF
PEAKER, JUNE EDNA	91,825	0	TEACHING STAFF
PEARCE, JAMES G.	132,688	8	ADMINISTRATOR
PEARSON, FIONA	101,359	17	TEACHING STAFF
PEARSON, MEGAN LEIGH	75,368	0	TEACHING STAFF
PEDERSEN, CATHERINE L.	90,874	66	TEACHING STAFF
PEDERSON, KYLE LUKAS	92,060	100	TEACHING STAFF
PEELO, ANNA-MARIA	89,283	0	TEACHING STAFF
PEKOVA, PAULINA J.	116,376	33	ADMINISTRATOR
PELECH, MARC	75,105	0	TEACHING STAFF
PELOQUIN, JULIE	91,808	0	TEACHING STAFF
PENNER, CORINNE RAE	93,197	1,105	TEACHING STAFF
PENNER, DARRELL N.	84,122	263	TEACHING STAFF
PENNER, JERRY B.	91,786	0	TEACHING STAFF
PENNEY, VALERIE	84,104	0	TEACHING STAFF
PERDUE, DAWN LINDSAY	82,192	593	TEACHING STAFF
PEREIRA NUNEZ, MARIA LOURDES	92,686	0	TEACHING STAFF
PEREZ, HEIDI A.	93,151	0	TEACHING STAFF
PEREZ-DINGLER, MARY FRITZIE	95,153	61	TEACHING STAFF
PERIZZOLO, LISA	78,933	0	TEACHING STAFF
PERK, ECKHARD	81,127	778	TEACHING STAFF
PERRY, JODIE ALENE	120,088	18	ADMINISTRATOR
PERRY, KIMBERLY ELLEN	84,878	334	TEACHING STAFF
PETERS, ANGELA M	96,321	0	TEACHING STAFF
PETERS, KERRY L.	78,281	0	TEACHING STAFF
PETERS, RACHEL MARIE	92,976	0	TEACHING STAFF
PETERS, TENIOLA TITILAYO	101,510	1,475	EXCLUDED STAFF(ON MUN.PENSION)
PETERS, VALERIE L.	85,016	0	TEACHING STAFF
PETERS-SINGH, ANGELA C.	85,027	0	TEACHING STAFF
PETERSON, DEBRA DIANNE	83,015	0	TEACHING STAFF

# BOARD OF EDUCATION OF SCHOOL DISTRICT NO. 36 (SURREY)

## UNAUDITED SCHEDULE OF FINANCIAL INFORMATION REMUNERATION AND EXPENSES - EMPLOYEES For The Year Ended June 30, 2020

Schedule 4

NAME	REMUNERATION	EXPENSES	POSITION
PETERSON, KELLY PATRICIA	75,152	247	TEACHING STAFF
PETERSSON, ELLEN C	76,839	53	TEACHING STAFF
PFLANZ, NATALIE	85,003	0	TEACHING STAFF
PHAN, JULIE	85,213	0	TEACHING STAFF
PHILLIPS, JON E.R.	91,841	0	TEACHING STAFF
PHILLIPS, JONATHAN B.	88,614	0	TEACHING STAFF
PHILLIPS, SHANNON-LEE BARBARA	93,184	0	TEACHING STAFF
PICHLER, MARGRITA LOUISE	91,753	0	TEACHING STAFF
PIELAK, KEVIN	94,820	14	TEACHING STAFF
PIEPER, JEANINE L.	102,075	2,680	TEACHING STAFF
PIKIOS, PANAGIOTA POTA	75,123	0	TEACHING STAFF
PILCHAK, JENNIFER KRISTINE	116,605	32	ADMINISTRATOR
PILGRIM, WILLIAM E	85,002	0	TEACHING STAFF
PILLAY, SHARMILA	110,437	0	TEACHING STAFF
PINEDA-KLENK, DAISY	76,418	0	TEACHING STAFF
PINTO, KALI A.	93,112	0	TEACHING STAFF
PITACCO, JOE	94,961	35	TEACHING STAFF
PLACEWICZ, SABINA LIDIA	80,159	8	TEACHING STAFF
PLAETNER, MONICA	84,971	0	TEACHING STAFF
PLANTE, MARJORIE H.	84,971	0	TEACHING STAFF
PLAYER, MARTI	122,625	1,720	ADMINISTRATOR
PLUME, DENISE CHARLENE	75,933	0	TEACHING STAFF
POELZER, PAISLEY ELIZABETH	93,184	0	TEACHING STAFF
POETHKE, STEPHAN J.	93,153	0	TEACHING STAFF
POIRIER, NADIA LISA	79,260	11	TEACHING STAFF
POLANT, KATHLEEN R.	84,935	0	TEACHING STAFF
POLUBINSKI, PATRICIA ANNA	93,145	11	TEACHING STAFF
POMONIS, MARTHA	91,690	0	TEACHING STAFF
POOLE, JENNIFER LYNN	93,151	1,875	TEACHING STAFF
POON, GARETH CHUANG	84,999	166	TEACHING STAFF
POONI, BALJIT K.	92,755	0	TEACHING STAFF
POONI, BALWINDER K.	93,184	0	TEACHING STAFF
POPE, GERI MICHELLE	91,362	0	TEACHING STAFF
POPE, GLEN JAMES	85,003	0	TEACHING STAFF
POPE, ROXANNE MARIE L.	75,972	0	TEACHING STAFF
POPOWICH, GRANT	84,950	0	TEACHING STAFF
PORCELLATO, CARIN A	108,236	14	ADMINISTRATOR
PORPACZY, JAMES ROBERT	93,151	62	TEACHING STAFF
PORPACZY, LYNNE D.	93,151	0	TEACHING STAFF
PORTER, LARRAINE L	86,204	0	TEACHING STAFF
PORTER, LISA MICHELLE	96,379	0	TEACHING STAFF
PORTER, NANCY I.	91,646	0	TEACHING STAFF
PORTER, NICOLE FRANCESCA	93,151	0	TEACHING STAFF
POST, NEDRA JON	90,794	382	TEACHING STAFF
POSTNIKOFF, VERNA	91,753	0	TEACHING STAFF
POTERYKO, GARY T.	91,641	0	TEACHING STAFF
POTERYKO, JASMINE MARIE	91,416	0	TEACHING STAFF
POTTIE, LAURA K.	91,383	0	TEACHING STAFF
POTTS, ERIN LYNN	116,376	11	ADMINISTRATOR
POVEY, KIMBERLY SIMONE	84,608	0	TEACHING STAFF

# BOARD OF EDUCATION OF SCHOOL DISTRICT NO. 36 (SURREY)

## UNAUDITED SCHEDULE OF FINANCIAL INFORMATION REMUNERATION AND EXPENSES - EMPLOYEES For The Year Ended June 30, 2020

Schedule 4

NAME	REMUNERATION	EXPENSES	POSITION
POWELL, C. ROSS	97,583	0	TEACHING STAFF
POWELL, GORDON R	126,845	3,966	ADMINISTRATOR
POWELL, JONATHAN DAVID	85,002	0	TEACHING STAFF
POWELL, NATHANAEL GORDON	97,501	0	TEACHING STAFF
POWER, KIM L.	93,121	750	TEACHING STAFF
POWER, SHARON ROSE	93,150	3,434	TEACHING STAFF
PRADE, AMANDA KAREN	82,491	0	TEACHING STAFF
PRASAD, EILEEN RADHIKA	75,954	0	TEACHING STAFF
PRASAD, RONALD RAVINDRA	101,760	17	TEACHING STAFF
PRENTICE, CATHERINE JOAN	83,779	334	TEACHING STAFF
PREVOST, MONIQUE KATHLEEN	96,439	0	TEACHING STAFF
PRICE, KRIS MICHAEL	100,180	32	TEACHING STAFF
PRICE, LESLIE G.	84,315	0	TEACHING STAFF
PRIZIO, ALBINA	94,082	0	TEACHING STAFF
PROCHAZKA, MARTINA	77,798	0	TEACHING STAFF
PROCYK, CHRISTINE MARIE	76,361	0	TEACHING STAFF
PROKUDA, HEATHER D.	84,997	0	TEACHING STAFF
PROULX, KARIN LIANE	83,228	0	TEACHING STAFF
PUHARICH, ROBERT JOSEPH	93,217	307	TEACHING STAFF
PULVERS, JODI	85,711	48	TEACHING STAFF
PUNIA, RAMANJEET KAUR	83,550	0	TEACHING STAFF
PUNJ, SUNITA	120,000	607	TEACHING STAFF
PUREWAL, JEETENDER PAL KAUR	95,626	0	TEACHING STAFF
PUREWAL, RONI	97,599	0	TEACHING STAFF
PURI, BALJIT KAUR	93,015	0	TEACHING STAFF
PURI, RAJ PAL	139,836	280	ADMINISTRATOR
PYLATUK, ALLAN S.	84,522	0	TEACHING STAFF
QUAN, JAMES R.	91,791	0	TEACHING STAFF
QUAN, JEFFREY	97,422	159	TEACHING STAFF
QUASHIE, CHERYL L.	93,151	0	TEACHING STAFF
QUELCH, JENNIFER REBECCA	84,967	0	TEACHING STAFF
QUINN, RICHARD A.	94,082	0	TEACHING STAFF
QUISTBERG, ALEXIS LOUISE	81,848	0	TEACHING STAFF
RACETTE, DARYL R.	76,305	38	TEACHING STAFF
RADCLIFFE, CANDACE A.	88,176	0	TEACHING STAFF
RADMILOVIC, SONJA	93,150	5,727	ASSOCIATED PROFESSIONALS
RADONS, LAURA MARGARET	90,904	0	TEACHING STAFF
RAFTERY, SHANNON L.	85,002	0	TEACHING STAFF
RAI, KIRANDEEP KAUR	95,233	0	TEACHING STAFF
RAI, KULRAJ SINGH	77,029	0	TEACHING STAFF
RAI, PAUL J	104,615	66	TEACHING STAFF
RAI, SATWANT KAUR	82,849	0	TEACHING STAFF
RAI, SUCHDEV ROB	147,928	7,083	EXCLUDED STAFF(ON MUN.PENSION)
RAI, SUKHVINDER	132,654	42	ADMINISTRATOR
RAI, TAJINDER SINGH	90,971	1,887	TEACHING STAFF
RAJALA, PAUL D.	84,971	0	TEACHING STAFF
RAJANI-SHANKAR, SHELINA	78,722	100	TEACHING STAFF
RAKKAR, HARDIP	89,246	0	TEACHING STAFF
RAKKAR, SURINA	81,805	0	TEACHING STAFF
RAM, ANGELA BREIER	90,484	0	TEACHING STAFF

# BOARD OF EDUCATION OF SCHOOL DISTRICT NO. 36 (SURREY)

## UNAUDITED SCHEDULE OF FINANCIAL INFORMATION REMUNERATION AND EXPENSES - EMPLOYEES For The Year Ended June 30, 2020

Schedule 4

NAME	REMUNERATION	EXPENSES	POSITION
RAMA, DALJEET	132,770	2,121	ADMINISTRATOR
RAMIREZ, ADRIANA MARIA	97,427	0	TEACHING STAFF
RAMSAY, BEVERLEY	76,623	247	TEACHING STAFF
RAMSAY, KATHY	83,840	0	TEACHING STAFF
RAMSAY, LESLIE PORTIAH	90,705	0	TEACHING STAFF
RAMSDEN, MARGARET HEATHER	96,177	0	TEACHING STAFF
RANA, BALWINDER KAUR	81,314	0	TEACHING STAFF
RANASURIYA, SWETHA RANMALINI	90,153	410	TEACHING STAFF
RANDHAWA, HARSHAAN SINGH	76,880	176	TEACHING STAFF
RANDHAWA, PARVEEN	95,921	0	TEACHING STAFF
RANDHAWA, RUPINDER KAUR	91,857	0	TEACHING STAFF
RANDHAWA, SATVINDER KAUR	94,104	18	TEACHING STAFF
RANDT, RITA M	84,512	0	TEACHING STAFF
RANU, BALJIT	149,836	369	ADMINISTRATOR
RANU, RANBIR KAUR	94,860	0	TEACHING STAFF
RASHID, SAJEDA	76,105	0	TEACHING STAFF
RASHID, SHAHZIA	91,172	0	TEACHING STAFF
RASMUSSEN, JENELLE CALANTHE	90,826	0	TEACHING STAFF
RATCLIFFE, JEREMY NEAL	108,008	17	TEACHING STAFF
RATTAN, KULDEEP K.	91,803	0	TEACHING STAFF
RATZLAFF, DOUGLAS G.	122,653	1,140	ADMINISTRATOR
RATZLAFF, LESLEY A.	79,203	0	TEACHING STAFF
RAWJI, ZAHARA ABDULLAH	132,688	0	ADMINISTRATOR
RAWLICK, DIANA MARY	91,811	0	TEACHING STAFF
RAWLINGS, CHRISTA LYNNE	91,774	0	TEACHING STAFF
RAWLYNS, JOAN	84,843	0	TEACHING STAFF
RAYCROFT, MARIA	84,935	0	TEACHING STAFF
READ, DANIEL DALTON	96,396	183	TEACHING STAFF
READER, SHANE PATRICK	90,217	0	TEACHING STAFF
REBSELJ, NICOLAS	91,753	0	TEACHING STAFF
REDDING, STEPHEN	132,688	2,224	ADMINISTRATOR
REED, ALEX JAMES	84,972	0	TEACHING STAFF
REEVE, LYNDA ROSE	176,218	13,150	EXCLUDED STAFF(ON TCH PENSION)
REICHHARDT, NATASHA KELLINA LE	87,165	0	TEACHING STAFF
REID, GREG J.	97,409	15	TEACHING STAFF
REID, HEATHER L.	85,611	0	TEACHING STAFF
REID, LISA M.	85,309	0	TEACHING STAFF
REILLY-CLARK, KAREN J.	93,151	0	TEACHING STAFF
REIMCHEN, THERESA N.	91,858	8	TEACHING STAFF
REIMER, CHRISTINE DEANNE	93,162	0	TEACHING STAFF
REIMER, PETER ALDEN	91,769	0	TEACHING STAFF
REIMER, TRACY	91,803	0	TEACHING STAFF
REIMER, WENDY AILEEN	82,879	0	TEACHING STAFF
REITER, DENEEN A.	132,729	0	ADMINISTRATOR
REITHAUG, SHARIE	89,537	0	TEACHING STAFF
REMEDIOS, HUMBERTA MARIA	89,958	0	TEACHING STAFF
REMPEL, FRANCOISE	97,732	73	TEACHING STAFF
REMPEL, JONATHAN TODD	93,185	309	TEACHING STAFF
RENTMEESTER, NICOLE JENNIFER	83,210	7,692	EXCLUDED STAFF(ON MUN.PENSION)
RERIE, BRIAN ROBERT	90,861	0	TEACHING STAFF

# BOARD OF EDUCATION OF SCHOOL DISTRICT NO. 36 (SURREY)

## UNAUDITED SCHEDULE OF FINANCIAL INFORMATION REMUNERATION AND EXPENSES - EMPLOYEES For The Year Ended June 30, 2020

Schedule 4

NAME	REMUNERATION	EXPENSES	POSITION
RETTIE, CRAIG ROSS	83,935	264	TEACHING STAFF
RETTIG, JUSTIN I.	91,825	0	TEACHING STAFF
RETTIG, MICHELLE D.	91,367	0	TEACHING STAFF
REYNOLDS, PAM VALERIE	95,285	507	TEACHING STAFF
REYNOLDS, PATRICK STEWART	76,307	0	TEACHING STAFF
RHODES, SHANIE LEE	78,216	0	TEACHING STAFF
RIAR, DILPREET KAUR	79,067	0	TEACHING STAFF
RIARH, JYOT KAMAL PAUL	76,915	245	TEACHING STAFF
RICHARDSON, KATHY	78,538	0	TEACHING STAFF
RICHARDSON, MARY-ANNE LOUISE	85,037	0	TEACHING STAFF
RICHARDSON, PAUL DOUGLAS	82,972	0	TEACHING STAFF
RICKETTS-LINDSAY, MARILYN NICO	85,017	51	TEACHING STAFF
RICOU, LIANE	116,579	252	EXCLUDED STAFF(ON MUN.PENSION)
RIDDOCH, TRACEY	118,764	0	TEACHING STAFF
RIDINGTON, JUNIPER	91,825	0	TEACHING STAFF
RILEY, DAVID ALLEN	180,863	5,932	EXCLUDED STAFF(ON MUN.PENSION)
RING, STACEY LYN	78,733	0	TEACHING STAFF
RIVAS, CHRISTOPHE	85,002	0	TEACHING STAFF
RIVERO, MELISSA G	78,292	0	TEACHING STAFF
RIZZARDO, LORRAINE M.	91,753	0	TEACHING STAFF
ROBERT, WENDY	93,151	0	TEACHING STAFF
ROBERTS, ALITA LENA	89,384	291	TEACHING STAFF
ROBERTS, CHRISTOPHER THOMAS	93,787	0	TEACHING STAFF
ROBERTS, JULIE M	91,825	0	TEACHING STAFF
ROBERTS, NICOLE ANNE	93,171	109	TEACHING STAFF
ROBERTS, NOEL	91,753	0	TEACHING STAFF
ROBERTSON, STEVEN M.	97,432	0	TEACHING STAFF
ROBICHAUD, LORRAINE(DONNA) P.	91,792	0	TEACHING STAFF
ROBINS, CHRISTINA MARY	93,183	0	TEACHING STAFF
ROBINSON, JAMIE MICHELLE	91,858	0	TEACHING STAFF
ROBINSON, JENNIFER J.	96,140	447	TEACHING STAFF
ROBINSON, KELLY R.	93,150	0	TEACHING STAFF
ROBINSON, KRISTA ANNE	93,212	0	TEACHING STAFF
ROBINSON, LARA L	108,235	86	ADMINISTRATOR
ROBINSON, REBECCA L.	94,897	0	TEACHING STAFF
RODGERS, ANNIE TONIA	81,671	0	TEACHING STAFF
RODGERS, SHANNON R.	93,134	137	TEACHING STAFF
RODGERS, SHAUN	103,812	0	TEACHING STAFF
RODRIGUES, DANIEL J.	86,547	109	MAINTENANCE STAFF
RODRIGUEZ, TAMARA J.	87,662	0	TEACHING STAFF
ROESLER, SHELLI	91,770	0	TEACHING STAFF
ROGAN, HELEN MARY	88,228	65	TEACHING STAFF
ROGERSON, SUSAN M.	83,825	123	TEACHING STAFF
ROHEAD, STEPHANIE N.	91,669	0	TEACHING STAFF
ROLLINS, ROSEMARY M.	95,922	18	TEACHING STAFF
ROMANCHYCH, CARLA A.	91,787	0	TEACHING STAFF
ROMAS, BRENT JOSEPH	85,002	0	TEACHING STAFF
ROMBOUGH, LAEL TIMOTHY	76,400	0	TEACHING STAFF
ROMSWINCKEL, WILLIAM	113,159	17	TEACHING STAFF
ROODENRYS, BRIAN C	93,931	0	TEACHING STAFF

# BOARD OF EDUCATION OF SCHOOL DISTRICT NO. 36 (SURREY)

## UNAUDITED SCHEDULE OF FINANCIAL INFORMATION REMUNERATION AND EXPENSES - EMPLOYEES For The Year Ended June 30, 2020

Schedule 4

NAME	REMUNERATION	EXPENSES	POSITION
ROSS, JONATHAN AARON	98,531	1,735	TEACHING STAFF
ROSS, MELODY MORGAN	95,379	137	TEACHING STAFF
ROSS, SHAUNA	146,893	17,783	ADMINISTRATOR
ROSS, ULI	88,150	0	EXCLUDED STAFF(ON MUN.PENSION)
ROSSI, CORINNE	93,015	0	TEACHING STAFF
ROSSI, JENNIFER STELLA	93,184	0	TEACHING STAFF
ROSSITER, MARK EDWARD	81,559	14	TEACHING STAFF
ROVA, LAURA ELIZABETH	90,944	0	TEACHING STAFF
ROWELL, WILLIAM SCOTT	80,786	593	TEACHING STAFF
ROWLAND, JOHN	91,805	0	TEACHING STAFF
RUDAN, JESSICA TERRI	84,955	0	TEACHING STAFF
RUDD, GRAHAM	90,890	0	TEACHING STAFF
RUNA, CHRISTIE GRACE	93,144	0	TEACHING STAFF
RUSKOWSKI, SHANNON L.	91,825	0	TEACHING STAFF
RUSSELL, CRISTINA RAE	89,636	0	TEACHING STAFF
RUSSELL, DANICA T.	91,791	0	TEACHING STAFF
RUSSELL, DARIEN L.	132,688	42	ADMINISTRATOR
RUSSO, NATALIA N.	91,857	0	TEACHING STAFF
RUTHERFORD, CHERYL	132,770	747	ADMINISTRATOR
RUTLEDGE, HEIDI	84,542	0	TEACHING STAFF
RYAN, EILEEN	93,948	0	TEACHING STAFF
RYAN, TRACY G.	91,841	11	TEACHING STAFF
SAAD, ESTEER	84,935	0	TEACHING STAFF
SABARRE, ANTHONY IAN	97,461	0	TEACHING STAFF
SABELL, ALEXANDRIA MANDY	80,690	7	TEACHING STAFF
SABO, ROBERT	85,869	0	TEACHING STAFF
SACHDEVA, MONIKA	78,656	0	TEACHING STAFF
SADHRA, BINIT	75,974	62	TEACHING STAFF
SADHRA, KIM	122,653	51	ADMINISTRATOR
SAHAI, NAVJYOT PASRICHA	93,140	0	TEACHING STAFF
SAHNI, BALJEET SINGH	89,635	125	TEACHING STAFF
SAHOTA, AMRITA	76,523	11	TEACHING STAFF
SAHOTA, ANITA	93,950	0	TEACHING STAFF
SAHOTA, HERMINA KAUR	84,997	0	TEACHING STAFF
SAHOTA, KAMALJIT KAUR	84,879	0	TEACHING STAFF
SAHOTA, KERIN	91,786	0	TEACHING STAFF
SAHOTA, KULDIP S.	93,112	0	TEACHING STAFF
SAHOTA, MANMEET SINGH	76,865	0	TEACHING STAFF
SAHOTA, PARMJIT	91,789	0	TEACHING STAFF
SAHOTA, PAVANDEEP	91,666	0	TEACHING STAFF
SAHOTA, RENEE RAVINDER	84,997	0	TEACHING STAFF
SAHOTA, SKEERAT KAUR	78,413	14	TEACHING STAFF
SAINI, JAYA LAKSHMI	92,028	0	TEACHING STAFF
SAINI, MANINDER KAUR	81,203	0	TEACHING STAFF
SAINI, PUNEET KAUR	82,349	0	TEACHING STAFF
SAITO, TINA E.	116,376	48	ADMINISTRATOR
SALEHZADAH, ROIN AHMAD	93,145	0	TEACHING STAFF
SALHOTRA, ARZOO	92,581	0	TEACHING STAFF
SALL, SHARONJIT KAUR	93,131	0	TEACHING STAFF
SALTER, MELISSA ANNE	80,661	13	TEACHING STAFF

# BOARD OF EDUCATION OF SCHOOL DISTRICT NO. 36 (SURREY)

## UNAUDITED SCHEDULE OF FINANCIAL INFORMATION REMUNERATION AND EXPENSES - EMPLOYEES For The Year Ended June 30, 2020

Schedule 4

NAME	REMUNERATION	EXPENSES	POSITION
SALVADOR, MICHELLE	76,329	0	TEACHING STAFF
SALZMANN, THOMAS GARY	79,351	0	TEACHING STAFF
SAM, LEANNE D.	91,687	0	TEACHING STAFF
SAM, THERESA IRENE	84,948	0	TEACHING STAFF
SAMBORSKY, DAVID PAUL	83,897	174	TEACHING STAFF
SAMPSON, BRENDA	101,129	73	TEACHING STAFF
SAMRA, BALVINDER	132,689	41	ADMINISTRATOR
SAMRA, PERDEEP PAUL SINGH	93,145	0	TEACHING STAFF
SAMRA, RAJVINDER K.	86,891	0	TEACHING STAFF
SAMSON, ERNEST JOHN	97,504	46	TEACHING STAFF
SANDHAR, KAMALDEEP KAUR	77,830	0	TEACHING STAFF
SANDHAWALIA, RAWINDER KAUR	90,041	0	TEACHING STAFF
SANDHER, HARDIP KAUR	81,651	0	TEACHING STAFF
SANDHU, AMANDEEP KAUR	96,356	0	TEACHING STAFF
SANDHU, ANN KAUR	75,551	0	TEACHING STAFF
SANDHU, ANTERPREET KAUR	87,177	0	TEACHING STAFF
SANDHU, CHRISTINA AMRIT	93,589	586	TEACHING STAFF
SANDHU, GEET ANGELA	91,404	0	TEACHING STAFF
SANDHU, GURJIT	91,096	10	TEACHING STAFF
SANDHU, JESSY JASPAL	93,436	0	TEACHING STAFF
SANDHU, KANWALJIT KAUR	92,911	18	TEACHING STAFF
SANDHU, MARIK SINGH	95,426	196	TEACHING STAFF
SANDHU, MEENUPREET KAUR	80,259	0	TEACHING STAFF
SANDHU, PAM	97,426	1,795	TEACHING STAFF
SANDHU, PARMINDER KAUR	91,655	0	TEACHING STAFF
SANDHU, RAAJ	83,907	0	TEACHING STAFF
SANDHU, SANEETA	75,354	0	TEACHING STAFF
SANDHU, SATNAM	80,725	0	TEACHING STAFF
SANDHU, SONITA	84,817	0	TEACHING STAFF
SANDHU, SUKHREET KAUR	76,687	12	TEACHING STAFF
SANDHU, SUKHVIRINDER KAUR	76,111	0	TEACHING STAFF
SANDVE, GLEN M.	91,825	442	TEACHING STAFF
SANDVOSS, SIBYLLE E	93,909	0	TEACHING STAFF
SANGHA, HARMALE SINGH	92,894	125	TEACHING STAFF
SANGHA, JASMIN	77,235	334	TEACHING STAFF
SANGHA, KULWINDER KAUR	91,825	0	TEACHING STAFF
SANGHA, MANVINDER KAUR	88,620	0	TEACHING STAFF
SANGHA, RUPINDER K.	92,664	0	TEACHING STAFF
SANGHA, SANJIT SONU	76,344	0	TEACHING STAFF
SANGHARA, MANPREET KAUR	84,208	0	TEACHING STAFF
SANGHERA, DALJIT KAUR	91,820	0	TEACHING STAFF
SANGHERA, NAGINDER	96,105	0	TEACHING STAFF
SANGHERA, PAVENJEET KAUR	96,941	0	TEACHING STAFF
SANGHERA, RAJNUP	93,145	0	TEACHING STAFF
SANGHERA, SURINDER K.	91,858	0	TEACHING STAFF
SANTORO, ERIN SUZANNE	92,862	0	TEACHING STAFF
SAPIC, MICHEAL	93,116	0	TEACHING STAFF
SARKOZI, SANDRA L.	85,001	0	TEACHING STAFF
SARMENTO, GLORIA	160,792	10,486	EXCLUDED STAFF(ON TCH PENSION)
SARMENTO, PAULO	140,058	75	ADMINISTRATOR



# BOARD OF EDUCATION OF SCHOOL DISTRICT NO. 36 (SURREY)

## UNAUDITED SCHEDULE OF FINANCIAL INFORMATION REMUNERATION AND EXPENSES - EMPLOYEES For The Year Ended June 30, 2020

Schedule 4

NAME	REMUNERATION	EXPENSES	POSITION
SARRAN, RUPINDERJIT KAUR	83,998	0	TEACHING STAFF
SATO, CLAYTON PAUL	84,843	0	TEACHING STAFF
SAUDER, AZITA SARAH	93,184	0	TEACHING STAFF
SAUER, VANESSA LYNN	75,335	100	TEACHING STAFF
SAVOIE, LYNN	93,152	6,542	ASSOCIATED PROFESSIONALS
SAWATZKY, DONALD	92,825	0	TEACHING STAFF
SAWATZKY, KARI A.	91,849	49	TEACHING STAFF
SAWHNEY, NARINDER KAUR	88,152	0	TEACHING STAFF
SAYSON, BEATRICE	132,770	2,043	ADMINISTRATOR
SCALETТА, PAULO JOSEPH	85,006	0	TEACHING STAFF
SCALLION, NICOLE MARIE	84,454	0	TEACHING STAFF
SCHARF, OWEN	86,695	8	TEACHING STAFF
SCHEER, JEANETTE MARIE	91,652	0	TEACHING STAFF
SCHELLENBERG, BEVERLEY A.	91,826	0	TEACHING STAFF
SCHELP, LORILEE JANETTE	84,153	0	TEACHING STAFF
SCHEUER, MELANIE EMMANUELLE	97,467	0	TEACHING STAFF
SCHIEVE, BRENT K.	95,586	88	TEACHING STAFF
SCHMIDT, AMANDA BRIE	84,998	0	TEACHING STAFF
SCHMIDT, FERNANDA	91,350	0	TEACHING STAFF
SCHMIDT, MICHELLE K.	175,381	16,863	EXCLUDED STAFF(ON TCH PENSION)
SCHMIDT, REGEN KENNETH	120,986	0	TEACHING STAFF
SCHNARE, SARAH J	91,825	0	TEACHING STAFF
SCHNEIDER, CHARLES	90,275	1,559	NIGHT-SCHOOL STAFF
SCHOLTENS, GREGORY JEROME	93,145	0	TEACHING STAFF
SCHOUTEN, P. JERRY	94,961	0	TEACHING STAFF
SCHRADER, VICKI LYNN	96,084	0	TEACHING STAFF
SCHRAG, LISE	134,229	72	ADMINISTRATOR
SCHROEDER, STEPHANIE NICOLE	79,684	0	TEACHING STAFF
SCHUTZ, JENNIFER L.	78,526	69	TEACHING STAFF
SCHWAB, KERRY L.	108,848	31	ADMINISTRATOR
SCOTLAND, MARILYN P	91,728	0	TEACHING STAFF
SCOTT, ADAM	93,168	0	TEACHING STAFF
SCOTT, BRANDI L.	95,494	0	TEACHING STAFF
SCOTT, CHRISTINA A.	91,841	0	TEACHING STAFF
SCOTT, KATHLEEN	84,544	0	TEACHING STAFF
SCOTT, LINDSEY DIANE	85,033	0	TEACHING STAFF
SCOTT, LORNE AKSEL	78,695	0	TEACHING STAFF
SCOTT, MICHAEL	93,078	0	TEACHING STAFF
SCOTT, ROSS S.A.	93,130	0	TEACHING STAFF
SEARCY, JOEL DAVID	76,553	0	TEACHING STAFF
SEDAROS, DANIEL HAMILTON	87,135	334	TEACHING STAFF
SEETON, EMILY G	86,057	23	TEACHING STAFF
SEKHON, RAJINDER KAUR	91,858	0	TEACHING STAFF
SEMKIW, SARA KATHRYN	76,561	0	TEACHING STAFF
SEMREN, STEVE STIPO	98,064	80	TEACHING STAFF
SENGARA, GIA	93,151	0	TEACHING STAFF
SENICKI, CARLEY ANNE	93,184	864	TEACHING STAFF
SENKLER, GAIL	84,937	0	TEACHING STAFF
SEO, JAMIE YOUNGMI	95,352	0	TEACHING STAFF
SEREDA, CATHERINE MARGARET	191,347	7,318	EXCLUDED STAFF(ON TCH PENSION)

# BOARD OF EDUCATION OF SCHOOL DISTRICT NO. 36 (SURREY)

## UNAUDITED SCHEDULE OF FINANCIAL INFORMATION REMUNERATION AND EXPENSES - EMPLOYEES For The Year Ended June 30, 2020

Schedule 4

NAME	REMUNERATION	EXPENSES	POSITION
SERIZAWA, MARIKO	89,477	0	TEACHING STAFF
SESELJA, STEPHANIE NICOLE	75,308	34	TEACHING STAFF
SETO, LAURETTA J.	90,414	0	TEACHING STAFF
SETUN, ALENA	93,128	0	TEACHING STAFF
SEWARD, CHERYL KAEI	92,179	0	TEACHING STAFF
SEXTON, COLIN	93,965	0	TEACHING STAFF
SEXTON, COLIN W.	84,966	0	TEACHING STAFF
SHAH, JASVINDER-KAUR	108,097	122	TEACHING STAFF
SHAIKH, ALTAF	77,839	0	TEACHING STAFF
SHAKUR, NANCY ALICE	77,004	0	TEACHING STAFF
SHAMS, FARAHNAZ	83,497	0	TEACHING STAFF
SHANNON, JUDY	92,377	0	TEACHING STAFF
SHARDA, PUNAM	84,966	0	TEACHING STAFF
SHARDA, SUPARSHA D	84,966	0	TEACHING STAFF
SHARMA, CHETNA	85,017	0	TEACHING STAFF
SHARMA, KAVITA	122,625	49	ADMINISTRATOR
SHARMA, MONIKA	93,150	0	TEACHING STAFF
SHARMA, MUNILE KUMAR	98,826	3	TEACHING STAFF
SHARMA, SADHNA	93,112	35	TEACHING STAFF
SHAW, CORRIE R.	93,112	0	TEACHING STAFF
SHAW, DUNCAN H.	90,642	0	TEACHING STAFF
SHAW, MARCIA	91,786	0	TEACHING STAFF
SHAW, TAUNYA	93,151	825	TEACHING STAFF
SHEAFF, ERIN ELIZABETH	91,841	0	TEACHING STAFF
SHEARS, TYLER JAMES	83,006	0	TEACHING STAFF
SHEETS, JAMIE LEE	81,155	0	TEACHING STAFF
SHEFFIELD, STEPHEN R.	96,088	0	TEACHING STAFF
SHEN, GORDEN HE	98,501	0	TEACHING STAFF
SHEPHERD, CHRISTINE	132,688	0	ADMINISTRATOR
SHERART, GREGORY L	84,073	5,018	EXCLUDED STAFF(ON MUN.PENSION)
SHERGILL, BHUPINDER KAUR	129,577	0	ADMINISTRATOR
SHERIDAN, COLLEEN REBECCA	95,040	0	TEACHING STAFF
SHERIDAN, CRAIG R.	91,786	0	TEACHING STAFF
SHERLEY, CATHERINE ANNE	84,935	0	TEACHING STAFF
SHEWCHUK, CHERYL	91,791	93	TEACHING STAFF
SHIELDS, STEPHANIE ALYSSA	79,584	0	TEACHING STAFF
SHIELS, DANA LEE	91,866	0	TEACHING STAFF
SHIELS, DEAN CAMERON	83,335	0	TEACHING STAFF
SHIER, KATHY	122,735	63	ADMINISTRATOR
SHIRLEY, LEO GEORGE	77,289	0	TEACHING STAFF
SHIU, DANIEL	97,432	0	TEACHING STAFF
SHONKI, JASWINDER KAUR	91,858	475	TEACHING STAFF
SHOOK, ANDREW D.	132,721	14	ADMINISTRATOR
SHORT, ASHLEY EILEEN	79,870	0	TEACHING STAFF
SHORTRIDGE, LEANNE MARIE	85,017	0	TEACHING STAFF
SHOWRAI, MARIA THERESA	78,276	0	TEACHING STAFF
SHUM, ALVIN CHI LUN	86,110	47	TEACHING STAFF
SIDHU, AMANPREET KAUR	97,156	0	TEACHING STAFF
SIDHU, CHERYL	88,144	0	TEACHING STAFF
SIDHU, GURINDER RABIN	90,908	0	TEACHING STAFF

# BOARD OF EDUCATION OF SCHOOL DISTRICT NO. 36 (SURREY)

## UNAUDITED SCHEDULE OF FINANCIAL INFORMATION REMUNERATION AND EXPENSES - EMPLOYEES For The Year Ended June 30, 2020

Schedule 4

NAME	REMUNERATION	EXPENSES	POSITION
SIDHU, HARINDER	96,372	0	TEACHING STAFF
SIDHU, SANDY JASMINE	102,861	326	TEACHING STAFF
SIDHU, SARBJIT K.	84,840	0	TEACHING STAFF
SIDHU, SHARON KAUR	84,541	0	TEACHING STAFF
SIDHU, SUKHJINDER SUKHI	89,081	0	TEACHING STAFF
SIDHU, SUKHMANNI	81,917	0	TEACHING STAFF
SIEBERT, DWIGHT	91,786	0	TEACHING STAFF
SIEMENS, RON	93,926	0	TEACHING STAFF
SIGOUIN, LYNEA CHERYL ANN	84,580	0	TEACHING STAFF
SIHOTA, NAVJOT SINGH	91,696	0	TEACHING STAFF
SILVERSIDES, JANE O.	87,002	28	TEACHING STAFF
SIMMONS, SHELLEY KATHERINE	84,573	255	TEACHING STAFF
SIMMS, STEVEN WAYNE	104,116	38	TEACHING STAFF
SIMON, ALAN L.	121,971	0	TEACHING STAFF
SINGER, LISA M	91,144	0	TEACHING STAFF
SINGH, JASVINDER K.	94,758	0	TEACHING STAFF
SINGH, KAMNEEV KAUR	86,153	0	TEACHING STAFF
SINGH, MANU	97,467	0	TEACHING STAFF
SINGH, MONICA	83,866	0	TEACHING STAFF
SINGH, MUNDEEP NIKKI	95,637	17	TEACHING STAFF
SINGH, PARAMVIR	94,601	0	TEACHING STAFF
SINGH, RAJWINDER K.	91,825	0	TEACHING STAFF
SINGHERA, GURSHARAN S.	141,264	12	TEACHING STAFF
SINGHERA, RAJNI	96,815	0	TEACHING STAFF
SINNIAH, TAMMI LEA	93,128	0	TEACHING STAFF
SITCH, BRITTNEY MARIE-BETH	90,252	0	TEACHING STAFF
SITTER, KAREN PATRICIA	75,663	0	TEACHING STAFF
SKALINSKI, SHAWN R.	85,002	0	TEACHING STAFF
SKEETE, ELIZABETH ANNE	93,324	0	TEACHING STAFF
SKINNER, ANDREA NICOLE	94,115	0	TEACHING STAFF
SKJAVELAND, DEANN A	84,971	0	TEACHING STAFF
SKJONHALS, NANCY L.	96,205	0	TEACHING STAFF
SKOBLA, ROBERT	91,326	0	TEACHING STAFF
SLADE, GLENN	91,220	0	TEACHING STAFF
SLADE-KERR, GAVIN A.	91,710	0	TEACHING STAFF
SLADEK, CINDY MARY-HELEN	84,966	0	TEACHING STAFF
SMALL, SOPHIA	91,858	0	TEACHING STAFF
SMALLEY, ROBIN	139,836	31	ADMINISTRATOR
SMELTZER, NICKI LEIGH	91,794	0	TEACHING STAFF
SMITAS, KELLY ANN	81,680	0	TEACHING STAFF
SMITH, ANDREA DIANE	93,184	0	TEACHING STAFF
SMITH, ANNE	132,688	0	ADMINISTRATOR
SMITH, BARBARA JOAN	93,228	0	CONT. EDUCATION INSTRUCTOR
SMITH, BRIAN E	90,008	348	TEACHING STAFF
SMITH, CHRISTINA MICHELLE	95,402	0	TEACHING STAFF
SMITH, CHRISTOPHER SETON	80,016	0	TEACHING STAFF
SMITH, DAVID LOWELL	84,547	0	TEACHING STAFF
SMITH, GARY RUSSELL	80,632	0	TEACHING STAFF
SMITH, IVANA JANA	91,652	0	TEACHING STAFF
SMITH, JANICE K.	128,764	127	ADMINISTRATOR

# BOARD OF EDUCATION OF SCHOOL DISTRICT NO. 36 (SURREY)

## UNAUDITED SCHEDULE OF FINANCIAL INFORMATION REMUNERATION AND EXPENSES - EMPLOYEES For The Year Ended June 30, 2020

Schedule 4

NAME	REMUNERATION	EXPENSES	POSITION
SMITH, KELLY LYNN	96,957	365	TEACHING STAFF
SMITH, KEN	99,544	225	EXCLUDED STAFF(ON MUN.PENSION)
SMITH, KIRSTEN LEE	91,825	0	TEACHING STAFF
SMITH, LAUREL LISA	111,116	0	ADMINISTRATOR
SMITH, MARGUERITE	91,825	0	TEACHING STAFF
SMITH, MARIANNE E.	91,055	0	TEACHING STAFF
SMITH, MICHELLE L.J.	80,833	0	TEACHING STAFF
SMITH, NANCY ANNE	76,307	2,337	ATTENDANTS
SMITH, REBECCA ANNE	91,233	0	TEACHING STAFF
SMITH, REG	101,746	0	TEACHING STAFF
SMITH, SCOTT DAVIS	93,015	0	TEACHING STAFF
SMITH, SHARON PATRICIA	83,666	0	TEACHING STAFF
SMITH, SHONAGH	93,789	0	TEACHING STAFF
SMITHERMAN, L. RENEE	84,935	0	TEACHING STAFF
SMITHSON, DOROTHY L	91,825	0	TEACHING STAFF
SNEAD, CHRISTIAN RAY	97,954	0	TEACHING STAFF
SNEAD, JODI P.	93,151	0	TEACHING STAFF
SNOW, WILLIAM	86,061	446	MAINTENANCE STAFF
SNYDER, REGAN C.	91,792	0	TEACHING STAFF
SO, ERIC NICK	84,877	0	TEACHING STAFF
SODHI, RAVINDER KAUR	93,168	0	TEACHING STAFF
SODHI, SANDIP K.	91,794	0	TEACHING STAFF
SOHI, GURPREET SHAUNA	77,213	0	TEACHING STAFF
SOKOLOSKI, STUART A.	93,112	0	TEACHING STAFF
SOL, JACOB	166,131	15,997	EXCLUDED STAFF(ON TCH PENSION)
SOLARI, SERGIO	89,604	0	TEACHING STAFF
SOMAL, HARKIRAN KAUR	98,201	0	TEACHING STAFF
SOMERS, FRED WILLIAM	100,318	89	TEACHING STAFF
SOMERTON, JANINE	85,189	0	TEACHING STAFF
SORGE, COURTENAY JILL	91,858	0	TEACHING STAFF
SORKHOU, HAMID	95,151	18	TEACHING STAFF
SOUDER, TERESA J.	132,729	0	ADMINISTRATOR
SOUSA, CAROLYN UNA	99,841	255	TEACHING STAFF
SOUTHWELL, JASON LAWRENCE	93,491	100	TEACHING STAFF
SOWERBY, JOHN	91,808	0	TEACHING STAFF
SOWIK, JOHN	79,661	0	MAINTENANCE STAFF
SPAGNUOLO, CHRISTINA NICOLE	75,034	0	TEACHING STAFF
SPAIN, JENNIFER N.	88,732	0	TEACHING STAFF
SPECOGNA, NATALIE ELIZABETH	91,770	0	TEACHING STAFF
SPEECHLEY, KEELY	96,393	0	TEACHING STAFF
SPEED, ROBIN E.F.	96,962	0	TEACHING STAFF
SPELLER, NETONIA	91,791	0	TEACHING STAFF
SPENCE, PETER ANTHONY	75,336	0	TEACHING STAFF
SPENCER, GENIENE I.	84,966	0	TEACHING STAFF
SPENCER, KAELA	102,603	86	TEACHING STAFF
SPENCER, NOTA L.	98,321	2,150	TEACHING STAFF
SPENCER, SHANNON NANCY K.	92,774	3,301	TEACHING STAFF
SPERLING, RYAN JOSEF	113,474	12	TEACHING STAFF
SPOOR, WENDI M.	93,188	49	TEACHING STAFF
SPRIGGS, BARRY	102,382	215	ASSOCIATED PROFESSIONALS

# BOARD OF EDUCATION OF SCHOOL DISTRICT NO. 36 (SURREY)

## UNAUDITED SCHEDULE OF FINANCIAL INFORMATION REMUNERATION AND EXPENSES - EMPLOYEES For The Year Ended June 30, 2020

Schedule 4

NAME	REMUNERATION	EXPENSES	POSITION
SPRUYT, WILLEM CHRISTIAN	93,116	0	TEACHING STAFF
SRAN, KARMIJIT	94,077	0	TEACHING STAFF
ST. CLAIR, KAVINDRA ASHA	79,254	0	TEACHING STAFF
ST. CYR, JACQUELINE LIANNE	85,188	0	TEACHING STAFF
ST. JAMES, LISA MARIE	84,269	0	TEACHING STAFF
ST. JEAN, VANESSA LYNDA	82,695	0	TEACHING STAFF
STALKER, MARGARET K	84,843	1,550	TEACHING STAFF
STANCZYK, HALINA	88,181	0	TEACHING STAFF
STANFORTH, ALEXIS CAMERON	75,016	0	TEACHING STAFF
STANGER, CHRISTOPHER	139,798	3,765	ADMINISTRATOR
STANGER, KERI	120,734	0	ADMINISTRATOR
STARK, SHELLEY L	116,903	158	ADMINISTRATOR
STARR, SHERRY LEE	91,858	0	TEACHING STAFF
STATNYK, KELLY	91,789	0	TEACHING STAFF
STE A, MICHELE	92,613	0	TEACHING STAFF
STEEVES, TRACEY	85,002	0	TEACHING STAFF
STEMLER, OWEN L.	93,184	0	TEACHING STAFF
STEPHEN, DIANE VALERIE	91,902	0	TEACHING STAFF
STEPHENS, CLAYTON ANDREW	78,982	0	TEACHING STAFF
STEPHENSON, JULIE	99,925	1,371	EXCLUDED STAFF(ON MUN.PENSION)
STEPHENSON, RICH	91,825	0	TEACHING STAFF
STEVENS, KIMBERLY LYNN	86,976	0	TEACHING STAFF
STEVENSON, ASHLEY VICTORIA	77,080	0	TEACHING STAFF
STEVENSON, GREGORY H.	101,202	0	TEACHING STAFF
STEVENSON, MICHELLE L.	91,325	0	TEACHING STAFF
STEWART, AIMEE JANE E.	75,193	8	TEACHING STAFF
STEWART, CANDICE KATHRYN	78,356	0	TEACHING STAFF
STEWART, GRAEME RODNEY	91,703	0	TEACHING STAFF
STEWART, KENJI	91,400	0	TEACHING STAFF
STICKLEY, MICHAEL R	139,829	0	ADMINISTRATOR
STIPP, STEFAN R	120,088	10	ADMINISTRATOR
STOCK, JOAN	94,756	0	TEACHING STAFF
STOCKDALE, KEVIN WALTER	84,997	374	TEACHING STAFF
STOCKLI, TAMELA LEAH	85,791	0	TEACHING STAFF
STOKLOSSA, KRISTA RAJIT	85,032	0	TEACHING STAFF
STOLZ, CHRIS H.	80,089	0	TEACHING STAFF
STOOKE-CROSSON, JENNIFER DAWNE	79,499	0	TEACHING STAFF
STORSLEY, GARRY W.	97,743	601	TEACHING STAFF
STORSLEY, RODNEY D.	91,652	0	TEACHING STAFF
STOVERN MOLOCI, PATRICIA E.	84,982	0	TEACHING STAFF
STOVERN, RUBY K.	83,416	0	TEACHING STAFF
STOWE, RACHAEL ELIZABETH	82,846	0	TEACHING STAFF
STRAIN, KEN T.	101,061	1,032	TEACHING STAFF
STRAUSS, DEREK	122,654	4,243	ADMINISTRATOR
STREIBEL, KAYLIE JEAN	92,647	425	TEACHING STAFF
STRILIVE, CORINA LYNNE	91,825	799	TEACHING STAFF
STROH, SHAWN ROBERT	90,628	0	TEACHING STAFF
STRUIK, JOHN FREDERICK	89,342	24	TEACHING STAFF
STUART, ANGUS	93,078	716	ASSOCIATED PROFESSIONALS
STUART, LINDA	93,151	0	TEACHING STAFF

# BOARD OF EDUCATION OF SCHOOL DISTRICT NO. 36 (SURREY)

## UNAUDITED SCHEDULE OF FINANCIAL INFORMATION REMUNERATION AND EXPENSES - EMPLOYEES For The Year Ended June 30, 2020

Schedule 4

NAME	REMUNERATION	EXPENSES	POSITION
STUBBINGS, RYAN R.	84,967	0	TEACHING STAFF
STUBBINGS, TAMMY J.	132,688	38	ADMINISTRATOR
STUMPF, TINO M.	93,112	0	TEACHING STAFF
STURE, JULIE ANNA	89,330	0	TEACHING STAFF
STURN, DANA	106,291	29	TEACHING STAFF
STURN, KIMBERLY	94,082	0	TEACHING STAFF
STUSIAK, BRIANNA MARIE	102,212	18	TEACHING STAFF
SUBJECT, STEPHANIE ELIZABETH	92,724	0	TEACHING STAFF
SUCCAMORE, SANDRA Y.	91,825	0	TEACHING STAFF
SUJAN, MANJIT S	93,167	0	TEACHING STAFF
SULL, KULWANT K.	84,969	0	TEACHING STAFF
SULL, RABINDER	133,364	0	ADMINISTRATOR
SULLIVAN, ASHLEE ANN	82,914	342	TEACHING STAFF
SULLIVAN, DIANA NICOLE	76,328	0	TEACHING STAFF
SULLIVAN, SHEILA	91,386	0	TEACHING STAFF
SUMMERFIELD, KATHLEEN J.	103,434	0	TEACHING STAFF
SUPRAMANIYAM, KEERTHIHA	76,218	975	EXCLUDED STAFF(ON MUN.PENSION)
SUSHESKI, KIMBERLEY MICHELLE	83,302	0	TEACHING STAFF
SUTRIN, ANA MARIA	84,966	0	TEACHING STAFF
SUTTER, BRENT	93,112	0	TEACHING STAFF
SUTTON, CRAIG LYLE	91,825	537	TEACHING STAFF
SVEINSON, KRISTY A.M.	91,858	0	TEACHING STAFF
SVELANDER, SCOTT	91,808	0	TEACHING STAFF
SWADDLING, JEFF	96,065	0	TEACHING STAFF
SWADDLING, STEVE	91,652	0	TEACHING STAFF
SWAN, CONNIE LYNN	93,151	987	TEACHING STAFF
SWANSBURG, ABBY ELISE	116,416	24	ADMINISTRATOR
SWEENEY, MICHAEL PATRICK	122,666	18	ADMINISTRATOR
SWEET, AUTUMN	89,889	2,969	EXCLUDED STAFF(ON MUN.PENSION)
SWISTAK, NORMAN	95,899	0	TEACHING STAFF
SWITCH, CHRISTIE ELIZABETH	85,034	0	TEACHING STAFF
SY, NICOLE L.	90,006	0	TEACHING STAFF
SYBERG-OLSEN, JENNIFER LYNN	84,153	0	TEACHING STAFF
SYKES, RANDIE SAMANTHA	94,618	0	TEACHING STAFF
SYMS, CHRISTINE A	84,966	9	TEACHING STAFF
SYROID-BLOCK, JANE TAMMY	76,174	0	TEACHING STAFF
SZEWCZYK, JOAN MARGARET	79,594	0	TEACHING STAFF
SZUTU, EDMUND	80,672	0	TEACHING STAFF
TAANK, RAJESHREE	91,825	0	TEACHING STAFF
TADDEI, ROBERT JOHN	100,684	14	TEACHING STAFF
TAGMANN, CHRYSTAL ANN	84,609	148	TEACHING STAFF
TAIT, BRAD R.	122,653	18	ADMINISTRATOR
TAIT, BRIAN	149,796	139	ADMINISTRATOR
TAKHAR, KAMALJIT K.	84,313	0	TEACHING STAFF
TALDO, LESLEY MAE	79,623	0	TEACHING STAFF
TAMBOLINE, ROBERT A.	105,099	0	TEACHING STAFF
TANCOWNY, JANIS	84,987	0	TEACHING STAFF
TANG, IRENE HOY YEN	85,519	0	TEACHING STAFF
TARNOWSKI, JENNIFER D.	132,917	338	ADMINISTRATOR
TATOMIR, DEBRA	90,761	0	TEACHING STAFF

# BOARD OF EDUCATION OF SCHOOL DISTRICT NO. 36 (SURREY)

## UNAUDITED SCHEDULE OF FINANCIAL INFORMATION REMUNERATION AND EXPENSES - EMPLOYEES For The Year Ended June 30, 2020

Schedule 4

NAME	REMUNERATION	EXPENSES	POSITION
TAVARES, WENDY A.	91,366	0	TEACHING STAFF
TAYLOR, AMY MAUREEN	79,381	0	TEACHING STAFF
TAYLOR, CHRIS J.	91,841	0	TEACHING STAFF
TAYLOR, CHRIS S.	91,825	0	TEACHING STAFF
TAYLOR, MONIKA LYNNE	91,858	0	TEACHING STAFF
TAYLOR, PATRICK WILSON	113,647	32	ADMINISTRATOR
TAYLOR, PAUL	132,729	68	ADMINISTRATOR
TAYLOR, R. PATRICK	84,966	0	TEACHING STAFF
TEMPLE, GRANT B	92,423	0	TEACHING STAFF
TENG, CINDY HSAIO YEN	84,766	0	TEACHING STAFF
TESSAROLO, LAURESSA A.	96,150	0	TEACHING STAFF
TESSIER, ALYSHA BARBARA	122,654	30	ADMINISTRATOR
TESSIER, CRAIG A.	97,391	313	TEACHING STAFF
TEVELY, ALAN B.	93,117	60	TEACHING STAFF
THALAGALA, YAMUNA N	91,825	0	TEACHING STAFF
THEDERAHN, MICHAEL C.	93,118	837	TEACHING STAFF
THIBAUT, ANGELE S.	97,298	0	TEACHING STAFF
THIBAUT, JEANETTE	85,871	0	CLERICAL STAFF
THIESSEN, ROBYN	91,810	0	TEACHING STAFF
THIND, KARAMJIT KAUR	78,242	0	TEACHING STAFF
THOM, STEPHANIE	91,786	0	TEACHING STAFF
THOMAS, RENEE A.	106,402	0	TEACHING STAFF
THOMPSON, PAUL F.N.	113,647	65	ADMINISTRATOR
THOMPSON, SHAUN	95,706	4,613	EXCLUDED STAFF(ON MUN.PENSION)
THOMSON, CHRISTINE KAY	90,727	0	TEACHING STAFF
THORGEIRSON, LORETTA	76,333	0	TEACHING STAFF
THORNTON, HEIDI ANN	91,819	0	TEACHING STAFF
THORNTON, JENNIFER LYNN	91,825	0	TEACHING STAFF
THORNTON, KURT T.	93,146	0	TEACHING STAFF
THORNTON, SHERI L.I.	91,825	0	TEACHING STAFF
THORNTON, TIMOTHY G.R.	91,841	0	TEACHING STAFF
TIFENBACH, TRACY	97,431	0	TEACHING STAFF
TILTON, ANGIE DEVON	91,860	0	TEACHING STAFF
TINANT, KERRY ANN	91,702	0	TEACHING STAFF
TINGSTAD, KATERINA	93,184	0	TEACHING STAFF
TINNEY, JORDAN	301,827	75,928	EXCLUDED STAFF(ON TCH PENSION)
TITO, SHANNON	93,621	0	TEACHING STAFF
TO, DANIEL M.L.	139,830	6,404	ADMINISTRATOR
TOKAR, EUGENE G.	84,935	0	TEACHING STAFF
TOME, LISA MARIANNE	93,112	0	TEACHING STAFF
TOMELDEN, JADE FRANCES	75,280	27	TEACHING STAFF
TONG, BEN	103,786	0	TEACHING STAFF
TOOR, BEANT KAUR	90,898	0	TEACHING STAFF
TOOR, HARPREET KAUR	100,814	17	TEACHING STAFF
TOOR, KULWANT S.	90,874	0	TEACHING STAFF
TOOR, RAMANDEEP	91,848	750	TEACHING STAFF
TORRIE, NICOLE	99,805	74	TEACHING STAFF
TOTH, LEANNE MARGARET	91,857	0	TEACHING STAFF
TOVAROVA, KRISTINA	84,997	0	TEACHING STAFF
TRACEY, MEGHAN LEIGH	86,299	0	TEACHING STAFF

# BOARD OF EDUCATION OF SCHOOL DISTRICT NO. 36 (SURREY)

## UNAUDITED SCHEDULE OF FINANCIAL INFORMATION REMUNERATION AND EXPENSES - EMPLOYEES For The Year Ended June 30, 2020

Schedule 4

NAME	REMUNERATION	EXPENSES	POSITION
TRAN, LIEN	93,183	0	TEACHING STAFF
TREBESH, MYKOLA N	93,113	0	TEACHING STAFF
TREVELYAN, LEA MAE	79,968	0	TEACHING STAFF
TRINH, THU HOA WENDY	85,032	0	TEACHING STAFF
TRUJILLO, ANA-SOFIA	95,326	0	TEACHING STAFF
TRUONG, DIEM T.	95,325	0	TEACHING STAFF
TSANG, DANNY	98,480	0	TEACHING STAFF
TSE, GARY RAYMOND	83,962	0	TEACHING STAFF
TSUI, ELSOME	77,385	0	TEACHING STAFF
TUEY, HARRIET M	83,571	0	TEACHING STAFF
TURCOTTE, TYRONE	84,971	0	TEACHING STAFF
TURNER, CLAIRE LOUISE	129,618	0	ADMINISTRATOR
TURNER, DAN	158,646	5,272	EXCLUDED STAFF(ON MUN.PENSION)
TURNER, JOHN DALTON	87,909	850	TEACHING STAFF
TURNER, SHERYL D.	91,791	16	TEACHING STAFF
TURNER, STEPHANIE ANNE	85,032	0	TEACHING STAFF
TURNQUIST, JOHN WM	91,703	0	TEACHING STAFF
TWIGG, JENNIFER ELIZABETH	76,715	0	TEACHING STAFF
TYLER, PENNY	91,703	0	TEACHING STAFF
UCHIDA-HICKS, ADELAINE HIJIRI	91,753	20	TEACHING STAFF
UHRICH, MIRANDA JEWEL	91,420	0	TEACHING STAFF
UNO, KYLE	113,227	846	EXCLUDED STAFF(ON MUN.PENSION)
UNRUH, DAWN JODIE	84,878	0	TEACHING STAFF
UNRUH, JEFFREY	91,825	0	TEACHING STAFF
UPPAL, JAGPAL SINGH	92,971	0	TEACHING STAFF
UPPAL, JASWINDER	93,112	0	TEACHING STAFF
UPPAL, KULJIT	85,002	0	TEACHING STAFF
UPPAL, SUNDEEP SINGH	102,952	24	TEACHING STAFF
UPPAL, TRICIA LEANNE	91,854	11	TEACHING STAFF
URSU, ELENA	82,027	0	TEACHING STAFF
UTSUNOMIYA, JESSICA RAE	91,051	0	TEACHING STAFF
VAIRO, CARMELINA A	93,151	0	TEACHING STAFF
VALENTE, BRENT D	85,002	0	TEACHING STAFF
VALERA, VIMLESH I.	137,322	1,030	ADMINISTRATOR
VALI, PORYA	90,737	0	TEACHING STAFF
VALLI, ALBERTO	84,966	0	TEACHING STAFF
VAN AKKER, KRISTEN MARIE	76,580	0	TEACHING STAFF
VAN ALSTINE, DAN SCOTT	86,440	0	TEACHING STAFF
VAN BEEK, MARIE A.	92,259	0	TEACHING STAFF
VAN DEN BROEK, DAVID RYAN	80,782	0	TEACHING STAFF
VAN DER GRAAF-BODNER, WENDY	93,112	0	TEACHING STAFF
VAN DER PUTTEN, SONJA AICHA	81,069	0	TEACHING STAFF
VAN DOP, JANELLE CRYSTAL	93,184	0	TEACHING STAFF
VAN DYK, ANN	93,892	55	TEACHING STAFF
VAN DYK, KELLY MAE	97,881	1,122	TEACHING STAFF
VAN GARDEREN, AMANDA E.	93,827	0	TEACHING STAFF
VAN HALST, WALTER	93,148	0	TEACHING STAFF
VAN HULSENTOP, BRENT BART	91,858	0	TEACHING STAFF
VAN HULSENTOP, STEPHEN NICHOLA	81,654	0	TEACHING STAFF
VAN IEPEREN, CHRISTY-LYNN	84,787	9	TEACHING STAFF



# BOARD OF EDUCATION OF SCHOOL DISTRICT NO. 36 (SURREY)

## UNAUDITED SCHEDULE OF FINANCIAL INFORMATION REMUNERATION AND EXPENSES - EMPLOYEES For The Year Ended June 30, 2020

Schedule 4

NAME	REMUNERATION	EXPENSES	POSITION
VAN NIEKERK, KATHLEEN	91,234	0	TEACHING STAFF
VAN NIEKERK, LORI KATHERINE	85,033	475	TEACHING STAFF
VAN OS, DAVID	93,078	0	TEACHING STAFF
VAN RYSWYK, DIANE Y.	90,838	0	TEACHING STAFF
VAN SANT, JOEL BRANDYN	111,016	0	ADMINISTRATOR
VAN SANTEN, CHANTAL N.	85,002	0	TEACHING STAFF
VAN SPAENDONK, DIRK J	100,906	4,762	EXCLUDED STAFF(ON MUN.PENSION)
VAN WEERDEN, ANITA	91,786	0	TEACHING STAFF
VAN WERMESKERKEN, ALISON L.	92,976	0	TEACHING STAFF
VANDENBERG, MICHAEL H.	91,825	0	TEACHING STAFF
VANDENBERG, NADINE M	108,230	1,325	ADMINISTRATOR
VANDERARK, DARRYL JOHN	91,858	156	TEACHING STAFF
VANDERARK, EMILY REBECCA	101,338	12	TEACHING STAFF
VANDERHOEK, SYLVIA ANNE	84,889	0	TEACHING STAFF
VANDEVYVERE, COLIN ANSON	86,252	0	TEACHING STAFF
VANDOP, KEVIN H.	87,141	75	TEACHING STAFF
VANDOP, SHANNON A.	83,263	0	TEACHING STAFF
VANIK, MARCI C.	93,150	0	TEACHING STAFF
VANSTONE, JORDAN CAMERON	121,829	0	TEACHING STAFF
VANTEUNENBROEK, MONIQUE E.	91,791	0	TEACHING STAFF
VARGA, ERIN MARIA	82,910	0	TEACHING STAFF
VARGHESE, ANNIE M.	122,653	23	ADMINISTRATOR
VARPAUL, KAWAL	93,130	0	TEACHING STAFF
VASQUEZ, CESAR R.	117,300	17	TEACHING STAFF
VASS, SARAH MICHELLE	91,400	0	TEACHING STAFF
VAUGHAN, ELAINE MARIE	91,858	18	TEACHING STAFF
VAUGHAN, JEFFREY PETER	93,184	175	TEACHING STAFF
VENDRAMIN, ANTONIO	139,829	10,315	ADMINISTRATOR
VENEMA, VALERIE	75,380	0	TEACHING STAFF
VERKAIK, ANDREW DAVID	85,033	0	TEACHING STAFF
VERMA, ANU	92,447	0	TEACHING STAFF
VERMA, MEREDITH	83,013	4,676	EXCLUDED STAFF(ON MUN.PENSION)
VERMEULEN, YVONNE AUDREY	81,706	0	TEACHING STAFF
VERNON, HEATHER A.	93,184	0	TEACHING STAFF
VERVAET, JONATHAN ALLEN	129,577	789	ADMINISTRATOR
VETO, PAULINE J.	93,112	0	TEACHING STAFF
VILIO, MARIE K	91,703	0	TEACHING STAFF
VILIO, MARK R.	91,825	0	TEACHING STAFF
VILIO, MICHAEL S.	93,151	0	TEACHING STAFF
VILLENEUVE, LAURA J.	91,675	0	TEACHING STAFF
VILLENEUVE, LEANNE	91,827	0	TEACHING STAFF
VINCENT, LAURIE	91,786	0	TEACHING STAFF
VINCENT, LEAH	91,858	0	TEACHING STAFF
VINCIGUERRA, ROBYN L.	91,383	0	TEACHING STAFF
VIRK, BHEPINDER K.	90,787	0	TEACHING STAFF
VIRK, LUCKY	114,631	0	TEACHING STAFF
VIRK, PARMINDER KAUR	82,799	0	TEACHING STAFF
VIVANCO, TRACY ANN	91,399	0	TEACHING STAFF
VIZVARY, JOSEPH	94,052	0	TEACHING STAFF
VOGSTAD, KELLI A.	93,123	0	TEACHING STAFF

# BOARD OF EDUCATION OF SCHOOL DISTRICT NO. 36 (SURREY)

## UNAUDITED SCHEDULE OF FINANCIAL INFORMATION REMUNERATION AND EXPENSES - EMPLOYEES For The Year Ended June 30, 2020

Schedule 4

NAME	REMUNERATION	EXPENSES	POSITION
VOKEY, DEREK TODD	80,648	0	TEACHING STAFF
VOLK, ALLISON COLLEEN	111,164	27	ADMINISTRATOR
VOLPE, ESTER	93,966	0	TEACHING STAFF
VOSLOH, DONNA LYNN	84,982	0	TEACHING STAFF
VRABEC, ALEXANDRA V.	93,167	0	TEACHING STAFF
VRIEND, LEANNE K.	91,768	22	TEACHING STAFF
VUILLEUMIER, SEAN CHARLES	85,032	0	TEACHING STAFF
VUKAJ, SUZANA	106,460	92	TEACHING STAFF
WAKEFIELD, APRIL ELIZABETH	77,195	0	TEACHING STAFF
WAKELIN, CHRISTOPHER ALAN	91,136	14	TEACHING STAFF
WALIA, NARINDER K.	116,376	93	ADMINISTRATOR
WALISZEWSKA, MIROSLAWA A.	84,082	0	TEACHING STAFF
WALKER, ANDREA ELIZABETH	91,691	499	TEACHING STAFF
WALKER, CYNTHIA L.	91,753	0	TEACHING STAFF
WALKER, KRISTINE LYNN	91,877	0	TEACHING STAFF
WALKER, MAIRE-LISA	84,153	61	TEACHING STAFF
WALL, CAROLYN T.	91,820	0	TEACHING STAFF
WALLE, TIFFANY GRACE	79,514	0	TEACHING STAFF
WALLENUS, MOIRA E.	86,780	0	TEACHING STAFF
WALSH, CARLA KRISTEN	116,630	1,618	ADMINISTRATOR
WALSH, NATHALIE	92,985	0	TEACHING STAFF
WALSHE, ROBERT MICHAEL	95,052	0	TEACHING STAFF
WALTERS, ERICK GERARD	83,939	0	TEACHING STAFF
WALTON, CHRISTOPHER P.	91,825	30	TEACHING STAFF
WANG, SANYEE S	92,866	96	TEACHING STAFF
WANNER, SARA SARCELLE	80,607	0	TEACHING STAFF
WARD, JAMES COLLIER	91,841	0	TEACHING STAFF
WARDLE, ALEXIS ANN	87,788	505	TEACHING STAFF
WARDLE, CRAIG RICHARD	97,425	0	TEACHING STAFF
WARDLOW, HILARY LORRAINE	91,400	0	TEACHING STAFF
WARKENTIN, DENICE JAYNE	91,769	0	TEACHING STAFF
WARNER, SHERRI D.	83,731	0	TEACHING STAFF
WARREN, ANNA M.	93,151	46	TEACHING STAFF
WARREN, DANIELLE JOY*	88,120	35,914	EXCLUDED STAFF(ON MUN.PENSION)
WARWAS, GABRIELLA	78,356	0	TEACHING STAFF
WASMUTH, PHIL A	91,834	0	TEACHING STAFF
WASON, SHELLEY R	94,379	0	TEACHING STAFF
WATKINS, MIKE DAVID	93,185	0	TEACHING STAFF
WATSON, MICHELLE	93,151	0	TEACHING STAFF
WATSON, PATRICIA H.	92,522	0	TEACHING STAFF
WATSON, WENDY	91,195	0	TEACHING STAFF
WATT, LORRIE M.	84,935	0	TEACHING STAFF
WATTS, KRISTIE LEE	81,647	0	TEACHING STAFF
WEAKES, TAYLOR STEVEN	75,678	0	TEACHING STAFF
WEBBER, JAMES RAYMOND	91,791	0	TEACHING STAFF
WEBER, REBECCA	91,858	0	TEACHING STAFF
WEIDMANN, GREGORY ROSS	79,651	0	TEACHING STAFF
WEIGEL, CHRISTIE S.	93,015	0	TEACHING STAFF
WEISS, JOSHUA B.	93,186	667	TEACHING STAFF
WEITZEL, CYNTHIA GRACE	91,791	0	TEACHING STAFF

# BOARD OF EDUCATION OF SCHOOL DISTRICT NO. 36 (SURREY)

## UNAUDITED SCHEDULE OF FINANCIAL INFORMATION REMUNERATION AND EXPENSES - EMPLOYEES For The Year Ended June 30, 2020

Schedule 4

NAME	REMUNERATION	EXPENSES	POSITION
WELCH, ALFRED J.	87,285	0	TEACHING STAFF
WELDON, CYNTHIA	122,654	1,538	ADMINISTRATOR
WELLS, IRENE (RENA) ELLEN	77,668	0	TEACHING STAFF
WELLS, STEPHANIE E.	91,790	750	TEACHING STAFF
WENSINK, DARREN J.	91,825	0	TEACHING STAFF
WEST, CRAIG RUSSELL	85,232	315	MAINTENANCE STAFF
WEST, LEEAN C.	82,614	0	TEACHING STAFF
WEST, MARK ANTHONY	82,368	218	EXCLUDED STAFF(ON MUN.PENSION)
WESTAWAY, MARGARET OLGA	95,718	0	TEACHING STAFF
WESTPHAL, MATTHEW JOSEPH	93,148	0	TEACHING STAFF
WETTIG, KAREN	84,843	0	TEACHING STAFF
WHEELER, MARTIN THOMAS	91,858	0	TEACHING STAFF
WHINTORS, NEVA	92,976	0	TEACHING STAFF
WHITE, JANA CAROL	104,408	593	TEACHING STAFF
WHITE, MATTHEW ALLAN	85,168	0	TEACHING STAFF
WHITE, PATRICE A.	80,049	0	TEACHING STAFF
WHITE, SEAN M.	91,808	0	TEACHING STAFF
WHITESIDE, JANET	91,753	3	TEACHING STAFF
WHITHAM, ROBERT	125,426	3,716	ADMINISTRATOR
WICK, KELLY	96,105	0	TEACHING STAFF
WIEBE, BRENDA	77,864	0	TEACHING STAFF
WIEBE, HAROLD V.	84,972	0	TEACHING STAFF
WIEBE, TIMOTHY JOEL	93,915	0	TEACHING STAFF
WIEST, ANDREA JANICE	77,999	0	TEACHING STAFF
WIGGINS, KATHLEEN JANE	77,416	0	TEACHING STAFF
WILCOX, BARRY F	93,027	0	TEACHING STAFF
WILCOX, CHRISTINE TRACY	95,072	774	TEACHING STAFF
WILCOX, MELISA NICOLE	84,326	14	TEACHING STAFF
WILDER, AMY LYNN	82,994	714	TEACHING STAFF
WILES, NICOLE A	84,119	0	TEACHING STAFF
WILKE, LINDA	85,018	0	TEACHING STAFF
WILKERSON, KRISTEN	85,892	87	TEACHING STAFF
WILKIE, DONA	93,965	95	TEACHING STAFF
WILKINSON, JASON ANTHONY	96,140	241	TEACHING STAFF
WILL, CHELSEY MARIE	76,198	0	TEACHING STAFF
WILLEMS, ELISABETH	84,843	0	TEACHING STAFF
WILLIAMS, DANIELLE CHRISTINE	75,034	0	TEACHING STAFF
WILLIAMS, DIANA R	92,495	6	TEACHING STAFF
WILLIAMS, JEFF	91,806	0	TEACHING STAFF
WILLIAMSON, LEZAH L.	89,444	0	TEACHING STAFF
WILLING, SANDRA LOUISE	91,233	0	TEACHING STAFF
WILLOUGHBY, ANDREA D.	80,131	0	TEACHING STAFF
WILSON JOCK, JENNIFER L.	132,688	0	ADMINISTRATOR
WILSON, DANIEL EARL	86,095	0	TEACHING STAFF
WILSON, HARMONY S.	93,167	0	TEACHING STAFF
WINKLER, DENNY ANTHONY	85,017	0	TEACHING STAFF
WINSTONE, DOROTHY SZE MAN	106,242	247	TEACHING STAFF
WINSTONE, SCOTT WESLEY	91,858	0	TEACHING STAFF
WINTERS, CINTHA	82,368	2,821	EXCLUDED STAFF(ON MUN.PENSION)
WITHERS, KEVIN BRUCE J.	78,566	0	TEACHING STAFF

# BOARD OF EDUCATION OF SCHOOL DISTRICT NO. 36 (SURREY)

## UNAUDITED SCHEDULE OF FINANCIAL INFORMATION REMUNERATION AND EXPENSES - EMPLOYEES For The Year Ended June 30, 2020

Schedule 4

NAME	REMUNERATION	EXPENSES	POSITION
WITTAL, GRANT BRUCE	89,652	0	TEACHING STAFF
WITTENBERG, AMBERLY MARIE	103,132	0	ADMINISTRATOR
WOHLGEMUTH, STUART MALCOLM	92,976	34	TEACHING STAFF
WOLBER, ELIZABETH ROSE	77,151	750	TEACHING STAFF
WOLFE, MICHAEL ARTHUR	93,128	0	TEACHING STAFF
WONG, CINDY SELINA	83,022	0	TEACHING STAFF
WONG, DAVID	91,786	0	TEACHING STAFF
WONG, DONNA M	93,015	0	TEACHING STAFF
WONG, ELAINE H.	91,858	295	TEACHING STAFF
WONG, GORDON	84,935	0	TEACHING STAFF
WONG, HUDSON	79,971	387	EXCLUDED STAFF(ON MUN.PENSION)
WONG, JUDY	91,753	0	TEACHING STAFF
WONG, MADELINE	96,181	0	TEACHING STAFF
WONG, MANDY KATHERINE	91,858	0	TEACHING STAFF
WONG, PHILIP	93,788	0	TEACHING STAFF
WONG, TERENCE STANLEY	75,187	0	TEACHING STAFF
WONG, TREVOR DACK KUEN	116,414	5,404	EXCLUDED STAFF(ON MUN.PENSION)
WOO, DEREK LAWRENCE	76,522	0	TEACHING STAFF
WOO, MAY C.	91,803	0	TEACHING STAFF
WOOD, ELIZABETH MARY	97,391	0	TEACHING STAFF
WOOD, HEIDI	93,151	1,531	TEACHING STAFF
WOOD, JODI L.	91,786	0	TEACHING STAFF
WOOD, MICHAEL ROY	85,673	0	TEACHING STAFF
WOODBURN, SHARON ISABEL	178,142	3,476	EXCLUDED STAFF(ON MUN.PENSION)
WOODRUFF, STACI MARIE	78,093	0	TEACHING STAFF
WOODS, LINDA	91,791	0	TEACHING STAFF
WORBOYS, KATHARINE MARIE	84,997	0	TEACHING STAFF
WORSLEY, GREG	91,786	255	TEACHING STAFF
WORTLEY, ROBIN LINDSAY	91,671	0	TEACHING STAFF
WROTONIAK, CRAIG NELSON	102,706	125	TEACHING STAFF
WU, BEHIRA BEE	93,144	275	TEACHING STAFF
WU, Y.K.	93,151	0	TEACHING STAFF
WYATT, DEBORAH A.	90,879	0	TEACHING STAFF
WYLIE, MARTIN	79,607	0	TEACHING STAFF
WYNNE, JOHN E.	84,972	0	TEACHING STAFF
WYNNE, KAREN	91,295	20	TEACHING STAFF
YAHN, CYNTHIA MAUREEN	77,435	0	TEACHING STAFF
YAHN, SUZANNE TRACEY	90,826	96	TEACHING STAFF
YAKUBOWSKI, DONNA JEAN	92,849	0	TEACHING STAFF
YALPANI, YASMIN	84,969	0	TEACHING STAFF
YAMZON, CARMELA SARMIENTO	91,652	0	TEACHING STAFF
YANG, ROBERT	79,440	1,269	MAINTENANCE STAFF
YANIV, EHUD	91,624	0	TEACHING STAFF
YANIV, REBECCA	84,971	0	TEACHING STAFF
YEE, SUSANA	91,825	0	TEACHING STAFF
YEN, SANDRA	84,843	0	TEACHING STAFF
YEUNG, ANDREW HO YIN	90,442	3,477	TEACHING STAFF
YEWCHUK, SCOTT	92,183	430	TEACHING STAFF
YIN, JOY YEN-CHIN	91,652	0	TEACHING STAFF
YIP, KA LAI KELLY	93,184	0	TEACHING STAFF

# BOARD OF EDUCATION OF SCHOOL DISTRICT NO. 36 (SURREY)

## UNAUDITED SCHEDULE OF FINANCIAL INFORMATION REMUNERATION AND EXPENSES - EMPLOYEES For The Year Ended June 30, 2020

Schedule 4

NAME	REMUNERATION	EXPENSES	POSITION
YIP, SUSAN DIAHANN	118,561	65	ADMINISTRATOR
YOKOTA, DEANNA LURI	92,619	0	TEACHING STAFF
YOO, DENNIS SANG WON	93,089	17	TEACHING STAFF
YOO, MEHLIN E.	91,800	0	TEACHING STAFF
YOO, SONIA JUNGMIN	91,859	0	TEACHING STAFF
YOO, TAIUS	93,537	1,477	TEACHING STAFF
YOSHIDA, A. JEAN	91,807	0	TEACHING STAFF
YOSHIHARA, KAREN M.	91,790	0	TEACHING STAFF
YOUNG, HEATHER MARIA MARK	84,997	0	TEACHING STAFF
YOUNG, JOHANNA MARIE	82,654	0	TEACHING STAFF
YOUNG, MICHELLE ELIZABETH	94,898	0	TEACHING STAFF
YOUNG, SALLY M	95,030	0	TEACHING STAFF
YOUNGER, WENDY L.	84,706	0	TEACHING STAFF
YUEN, HELEN HOI TING	81,881	0	TEACHING STAFF
YUNUSH, SHUAIB	84,997	0	TEACHING STAFF
YUSHCHAK, OLHA	80,751	0	TEACHING STAFF
ZABOYSKY, STACY ANN	93,729	0	TEACHING STAFF
ZADEIKS, ANDREW J	133,577	50	ADMINISTRATOR
ZALAMEDA, ORLANDO R.	82,789	94	TEACHING STAFF
ZALKOWSKY, KELLY	84,194	1,282	TEACHING STAFF
ZAMMA, ARLEY BELLE	92,876	0	TEACHING STAFF
ZANATTA, SILVIA	91,825	0	TEACHING STAFF
ZANATTA, TODD E	84,543	0	TEACHING STAFF
ZAPPONE, MARIA AMY SOFIA	76,259	0	TEACHING STAFF
ZEELLENBERG, SYLVIA J.	91,786	0	TEACHING STAFF
ZIOLKOWSKA, AGATA	94,960	0	TEACHING STAFF
ZUKEWICH, TASHA KAY	96,339	0	TEACHING STAFF
ZVI, GALLIT	97,640	9	ADMINISTRATOR
TOTAL FOR EMPLOYEES WHOSE REMUNERATION EXCEEDS \$75,000.00	282,295,973	951,832	
TOTAL FOR EMPLOYEES WHOSE REMUNERATION IS \$75,000.00 OR LESS	300,425,409	524,872	
TOTAL REMUNERATION TO ELECTED OFFICIALS	286,040	21,955	
TOTAL REMUNERATION AND EXPENSES	<u>583,007,422</u>	<u>1,498,660</u>	

**Note: \* Includes travel expenses for International Student Recruitment.**

# **BOARD OF EDUCATION OF SCHOOL DISTRICT NO. 36 (SURREY)**

## **UNAUDITED SCHEDULE OF FINANCIAL INFORMATION REMUNERATION AND EXPENSES - ADDITIONAL INFORMATION**

Schedule 5

**For The Year Ended June 30, 2020**

### **EMPLOYER PORTION OF E.I. AND C.P.P.**

The employer portion of Employment Insurance and Canada  
Pension Plan paid to the Receiver General of Canada is:

31,102,384

Prepared under the *Financial Information Regulation*, Schedule 1, subsection 6 (6).

# **BOARD OF EDUCATION OF SCHOOL DISTRICT NO. 36 (SURREY)**

## **UNAUDITED SCHEDULE OF FINANCIAL INFORMATION SEVERANCE AGREEMENTS For The Year Ended June 30, 2020**

Schedule 6

There were no severance agreements under which payment commenced between the Board of Education of School District No. 36 (Surrey) and its non-unionized employees during the fiscal year ended June 30, 2020

Prepared under the *Financial Information Regulation* , Schedule 1, subsection 6 (7).

**UNAUDITED SCHEDULE OF FINANCIAL INFORMATION**  
**PAYMENTS FOR GOODS AND SERVICES**  
**For The Year Ended June 30, 2020**

<u>SUPPLIER NAME</u>	<u>PAYMENTS</u>
	\$
1021348 BC LIMITED	32,650
3S FINANCIAL CORP.	69,946
4TH UTILITY INCORPORATED	102,563
A PLUS AWNINGS LTD.	29,432
A W FIREGUARD SUPPLIES (1991)	30,919
A. CRAIG & SON LTD.	513,555
A.B.A. INDUSTRIES LTD	45,901
ABC MAINTENANCE LTD	63,620
ABELL PEST CONTROL INC	122,627
ACCESS INFORMATION MANAGEMENT OF CANADA	31,288
ACCO BRANDS CANADA	34,770
ACTIVE TURF IRRIGATION LTD.	25,095
ADT SECURITY SERVICES CANADA INC.	243,957
AG HAIR LTD.	120,844
AKHURST MACHINERY LTD	41,210
ALL-PRO SERVICES LTD	811,183
AMAZON.CA	296,253
AMERESCO ASSET SUSTAINABILITY GROUP INC.	30,739
ANDREW SHERET LTD	228,114
ANIKA YOUTH SERVICES	60,600
APLIN & MARTIN CONSULTANTS	204,170
APOLLO SHEET METAL LTD.	174,523
APPAZUR SOLUTIONS INC.	77,889
APPLE CANADA INC.	2,117,764
APPLIED ELECTRONICS LTD.	27,918
ARPAC STORAGE SYSTEMS CORPORATION	30,525
ARTSTARTS IN SCHOOLS	110,707
ASM ASBESTOS SURVEYS & MANAGEMENT LTD.	37,592
ASSERTIVE EXCAVATING & DEMOLITION LTD.	82,669
AUDIO CINE FILMS INC.	75,001
AVENUE MACHINERY CORP.	227,448
AVI-SPL CANADA LTD	184,979
B & B BEARING & ELECTRIC MOTOR LTD.	42,900
BARAGAR ENTERPRISES LTD.	67,121
BANK OF MONTREAL - NESBITT BURNS	46,812
BC - EMPLOYER HEALTH TAX	11,147,447
BC COMMUNICATIONS INC.	93,312
BC HARDWOOD FLOORS CO. LTD.	158,225
BC HOUSING	68,878
BC HYDRO	5,219,313
BC PLANT HEALTH CARE INC.	223,162
BC SCHOOL TRUSTEES ASSN	134,143
BCIT	57,563
BELFOR (CANADA) INC.	135,754
BELL CANADA	521,129
BELL MOBILITY	282,513
BERK'S INTERTRUCK LTD	127,951



**UNAUDITED SCHEDULE OF FINANCIAL INFORMATION**  
**PAYMENTS FOR GOODS AND SERVICES**  
**For The Year Ended June 30, 2020**

<u>SUPPLIER NAME</u>	<u>PAYMENTS</u>
BEST BUY CANADA LTD.	113,797
BGE INDOOR AIR QUALITY SOLUTIONS LTD.	92,211
BLACKBIRD SECURITY INC	63,169
BLACKBURN YOUNG OFFICE SOLUTIONS	37,349
BLUE DROP WATER WORKS LTD.	260,599
BLUE MOUNTAIN SERVICES LTD.	604,940
BLUE PINE ENTERPRISES LTD.	1,179,826
BOLOGNESE BROTHERS CONTRACTING LTD.	185,338
BONFIRE INTERACTIVE LTD.	40,350
BORDEN LADNER GERVAIS LLP	463,934
BORDEN LADNER GERVAIS LLP IN TRUST	61,151,279
BOYD AUTOBODY & GLASS CLOVERDALE	65,269
BRITISH COLUMBIA PENSION CORPORATION	60,299,017
BUNZL CLEANING & HYGIENE	1,235,562
BUNZL SAFETY	36,196
CANADA POST CORPORATION	26,306
CANADIAN CAR AND TRUCK RENTAL	32,337
CANADIAN TIRE CORPORATION	38,272
CANSTAR RESTORATIONS	329,839
CANUEL CATERERS	55,131
CANUS INTERNATIONAL CO., LTD.	51,605
CARE PEST & WILDLIFE CONTROL LTD.	398,071
CARRIER COMMERCIAL SERVICE	150,885
CEDAR RIM NURSERY	30,709
CEDARBROOK INTERIORS LTD.	149,876
CENTAUR PRODUCTS INC	116,070
CESIUM TELECOM INC	59,290
CHANDOS CONSTRUCTION LTD.	3,238,631
CHRISTIE LITES SALES LTD.	36,799
CITY OF SURREY	5,196,076
CITY OF WHITE ROCK	31,029
CLARK BUILDERS	18,898,738
COASTLAND ENGINEERING & SURVEYING LTD.	343,371
COIT SERVICES	54,465
COLLEGE BOARD	58,968
COMBAT NETWORKS INC.	1,056,118
COMMERCIAL LIGHTING PRODUCTS LTD.	119,291
COMMITTEE FOR CHILDREN	67,668
COMPASS GROUP	1,757,190
CONCEPT INTERACTIVE INC	108,262
CONNECT-ED CONSULTING INC.	98,791
CONTROL SOLUTIONS LTD.	154,293
CORPORATE CLASSICS CATERERS	331,746
CORPORATE EXPRESS CANADA INC.	1,070,731
COSTCO WHOLESALE	60,635
CP DISTRIBUTORS LTD	116,682
CRAVEN HUSTON POWERS ARCHITECTS	797,109
CRISIS PREVENTION INSTITUTE INC.	25,048

**UNAUDITED SCHEDULE OF FINANCIAL INFORMATION**  
**PAYMENTS FOR GOODS AND SERVICES**  
**For The Year Ended June 30, 2020**

<u>SUPPLIER NAME</u>	<u>PAYMENTS</u>
CRITERION PICTURES	81,495
CULLEN DIESEL POWER LTD	61,181
CUSHMAN & WAKEFIELD ULC	126,512
CUSTOM BLACKTOP CO.	342,543
D.G. MACLACHLAN LTD	54,350
D.G.S. CONSTRUCTION	12,453,902
DA ARCHITECTS + PLANNERS	358,297
DANNE & SONS PLUMBING & HEATING	282,406
DAVIDSON BROS MECHANICAL	50,663
DAWSON WALLACE CONSTRUCTION LTD	1,122,431
DEEPER FUNNER CHANGE	42,928
DELL CANADA INC.	2,666,504
DELTA CONTINUING EDUCATION	41,925
DEPENDABLE DOOR MAINTENANCE LTD	95,353
DIALOG BC ARCHITECTURE ENGINEERING INTERIOR DESIGN	916,255
DIAMOND INTERNATIONAL TRUCKS LTD	57,501
DISCOVERY EDUCATION CANADA ULC	660,209
DONALD FLOORING CONTRACT SALES	36,795
DOUBLETHINK INC	25,578
DUBOIS CHEMICALS CANADA INC	30,395
DUDE SOLUTIONS, INC	45,422
E&E EDUCATION CENTRE INC.	25,883
ECS ELECTRICAL CABLE SUPPLY LTD	54,195
EDUCATION STATION	30,298
EECOL ELECTRIC CORP	28,157
EF INSTITUTE FOR CULTURAL EXCHANGE LTD.	26,651
ELEVATE PROFESSIONAL FITNESS	102,716
ELK FITNESS REPAIR	35,375
EMCO CORPORATION	138,859
ENERSYS ANALYTICS INC.	43,890
ENERVATION ELECTRIC LTD.	324,892
ENTITY MECHANICAL LTD.	323,558
ENVIRO-TECH MECHANICAL SERVICE	80,149
ENVIRO-VAC (VANCOUVER) INC	38,223
ENVIROWEST CONSULTANTS INC.	75,499
ERV PARENT CO. LTD.	74,967
ESC AUTOMATION INC	225,408
ESCRIBE SOFTWARE LTD.	30,436
EUROPEAN SHARPENING	25,410
EXP SERVICES INC.	143,001
EXTREME GLASS LTD.	65,172
FARM-TEK TURF SERVICES INC.	56,537
FIGTREE VENTURES INC.	250,077
FIRSTCANADA ULC	3,833,413
FIRSTONSITE RESTORATION L.P.,	143,125
FITNESS DEPOT COMMERCIAL INC.	41,211
FLYNN CANADA LTD.	437,863
FOCUSED EDUCATION RESOURCES	60,023

**UNAUDITED SCHEDULE OF FINANCIAL INFORMATION**  
**PAYMENTS FOR GOODS AND SERVICES**  
**For The Year Ended June 30, 2020**

<u>SUPPLIER NAME</u>	<u>PAYMENTS</u>
FOLLETT SCHOOL SOLUTIONS INC.	213,026
FORESHORE EQUIPMENT AND SUPPLY LTD.	77,400
FORT MODULAR INC.	74,241
FORTE LAW CORPORATION	34,792
FORTIS BC - NATURAL GAS	2,439,797
FOUR SEASONS TOURS, INC.	96,253
FRASER VALLEY EQUIPMENT LTD	72,538
FRESHGRADE EDUCATION INC.	126,000
FRONTIERSMEN OF THE COMMONWEALTH	142,520
FTF BEHAVIORAL CONSULTING	211,376
GAME READY FITNESS	152,708
GARAVENTA (CANADA) LTD.	33,864
GESCAN LTD	28,643
GF INC.	29,026
GLENCO ELECTRIC LTD.	30,892
GOODYEAR CANADA INC.	30,493
GORDON FOOD SERVICE CANADA LTD	481,849
GRAND & TOY LTD	743,534
GRANT THORNTON LLP	60,885
GREGG DISTRIBUTORS LP	106,944
GUILLEVIN INTERNATIONAL INC.	179,444
H.Y. ENGINEERING LTD	63,813
HABITAT SYSTEMS INC.	715,395
HALSE-MARTIN CONSTRUCTION CO.	3,971,322
HARRIS & COMPANY	68,855
HERITAGE FOOD SERVICES GROUP O	40,154
HEWLETT PACKARD ENTERPRISE CANADA CO.	31,697
HI-TECH GLAZING SUPPLIES	344,966
HOME DEPOT	35,522
HOMEWOOD HEALTH INC.	437,943
HOULE ELECTRIC LIMITED	425,727
I. GLOBAL EDU CO.	86,200
IBM CANADA LTD	26,100
ICS CLEAN SUPPLIES LTD	125,993
IDESIGN SOLUTIONS	57,334
INDIGO BOOKS AND MUSIC INC.	78,727
INLINE SALES & SERVICE LTD.	46,120
INSURANCE CORPORATION OF BC	250,353
INTEGRAL GROUP CONSULTING (BC)	179,239
INTERCONTINENTAL TRUCK BODY (BC) INC.	34,110
INTERNATIONAL BACCALAUREATE ORGANIZATION	153,384
IRC BUILDING SCIENCES	215,715
IREDALE GROUP ARCHITECTURE	50,946
ISLAND KEY COMPUTER LTD.	39,149
JACK CEWE CONSTRUCTION LTD.	145,583
JAMES BUSH & ASSOCIATES LTD	32,550
JAMF SOFTWARE, LLC	196,937
JB ACOUSTICS LTD	38,761

**UNAUDITED SCHEDULE OF FINANCIAL INFORMATION**  
**PAYMENTS FOR GOODS AND SERVICES**  
**For The Year Ended June 30, 2020**

<u>SUPPLIER NAME</u>	<u>PAYMENTS</u>
JENSEN HUGHES CONSULTING CANADA	103,843
JEWESSON CONSULTING LTD.	26,354
JOHN HEMSWORTH ARCHITECTURE INC	26,398
JOURNEYED COM INC.	114,790
K&E EQUIPMENT REPAIRS	114,382
KAHUNAVVERSE SPORTS GROUP INC.	80,024
KATZIE FIRST NATION	31,565
KEV SOFTWARE INC.	367,228
KEYSTONE ENVIRONMENTAL LTD.	45,264
KMBR ARCHITECTS PLANNERS INC.	141,936
KMS TOOLS & EQUIPMENT LTD	101,909
KONICA MINOLTA BUSINESS SOLUTIONS	1,146,145
KPMG LLP	39,695
KTW CONSTRUCTION INC	163,566
KWANTLEN POLYTECHNIC UNIVERSITY	216,111
LATOPLAST LTD	64,563
LAWSON CONSULTANTS LTD.	118,808
LDK CONSULTING	69,652
LEARNING PARTNERSHIP, THE	49,864
LEC GROUP	70,006
LES EDITIONS CEC INC.	38,185
LESPLAN EDUCATIONAL SERVICES LTD	41,102
LIBRARY BOUND INC.	149,845
LIFESPEAK INC.	47,405
LMDG BUILDING CODE CONSULTANTS	40,494
LOGICAL SOLUTIONS LTD.	168,629
LONG & MCQUADE LTD	67,748
LORDCO PARTS LTD	41,681
LPI MECHANICAL (WEST) INC,	245,044
LR BRYCE CONSULTING & MARKETING	153,198
MACK KIRK ROOFING & SHEET METAL LTD.	710,646
MAINLAND FORD LTD	212,184
MAKE A FUTURE	31,655
MARSH CANADA LIMITED	55,446
MATTERHORN MUSIC INC.	42,684
MAXIMILLIAN PROPERTIES	398,058
MC SQUARED SYSTEM DESIGN GROUP	26,037
MCCREARY CENTRE SOCIETY	25,860
MCGREGOR & THOMPSON HARDWARE LTD	110,829
MCGREGOR HARDWARE DISTRIBUTION	43,457
MCKILLICAN CANADIAN INC.	26,479
MCRAE'S ENVIRONMENTAL SERVICES	135,365
MDE ENTERPRISES LTD.	360,154
MDT SYSTEMS LTD	68,838
MEDICAL SERVICES PLAN OF BC-EMPLOYEES	1,972,116
MEDICAL SERVICES PLAN OF BC- NO EMPLOYEES	476,775
METRO MOBILE RADIO SALES INC	44,917
METRO MOTORS LTD.	727,314

**UNAUDITED SCHEDULE OF FINANCIAL INFORMATION**  
**PAYMENTS FOR GOODS AND SERVICES**  
**For The Year Ended June 30, 2020**

<u>SUPPLIER NAME</u>	<u>PAYMENTS</u>
METRO TESTING & ENGINEERING LTD	38,631
MFPE ENGINEERING LTD.	35,831
MICROSERVE	202,248
MICROSOFT CANADA LTD	325,909
MIERAU CONTRACTORS LTD.	2,574,856
MILLIKEN & COMPANY	70,537
MILLS BASICS	230,156
MINISTER OF FINANCE	556,280
MJL ENGINEERING LTD	28,799
MONERIS SOLUTIONS	84,659
MOORE & SONS CONTRACTING INC.	393,606
MOTION SPECIALTIES INC. VANCOUVER	111,099
MULTIHAT SOLUTIONS INC.	34,692
MYEDuc BC	722,892
NATIONS FIRST CONTRACTING	105,770
NATS REPAIR	43,513
NELSON EDUCATION LTD	637,276
NEW YORK PAINT DISTRIBUTION LTD	36,356
NEWTON WHALLEY HI-WAY TAXI LTD	42,753
NEXT GENERATION NETWORK	1,668,001
NOBLE BRITISH COLUMBIA	415,734
NORCO TRAILER MFG LTD	2,182,341
NORTHCOAST BUILDING PRODUCTS LTD.	109,280
NORTHWIND HEATING LTD.	152,903
NORVYACOM ASSET MANAGEMENT INC	26,717
NSW GOVERNMENT SCHOOLS	43,092
NUCOR ENVIRONMENTAL SOLUTIONS	192,956
NUTRIEN AG SOLUTIONS (CANADA)	148,948
OLIVIT CONSTRUCTION LTD.	8,638,851
OMEGA & ASSOCIATES ENGINEERING	163,669
OPUS FRAMING LTD	37,084
OXFORD UNIVERSITY PRESS	34,046
PACIFIC BLUE CROSS	14,127,025
PACIFIC CONTROLS LTD	108,694
PACIFIC DOOR CLOSER	31,306
PACIFIC WEST SYSTEMS SUPPLY LTD	64,354
PALADIN SECURITY GROUP LTD.	644,604
PANARAMA TECHNOLOGIES LTD.	127,278
PARKINSONS HEATING LTD	181,837
PARKLAND REFINING (B.C.) LTD	610,064
PEACE ARCH BUSINESS CENTRE	96,130
PEARSON CANADA ASSESSMENT INC.	46,572
PEARSON CANADA INC.	250,766
PEBT IN TRUST (PUBLIC EDUCATION BENEFITS TRUST FUND)	7,665,849
PINCHIN LTD	741,541
PIPER EMILY	52,341
PITNEY WORKS	33,600
PJS SYSTEMS INC.	130,796

**UNAUDITED SCHEDULE OF FINANCIAL INFORMATION**  
**PAYMENTS FOR GOODS AND SERVICES**  
**For The Year Ended June 30, 2020**

<u>SUPPLIER NAME</u>	<u>PAYMENTS</u>
PLANET CLEAN CANADA INC.	25,528
PLANETWORKS CONSULTING CORPORATION	247,676
PML PROFESSIONAL MECHANICAL LTD	274,799
POINTBLANK INSTALLATIONS INC.	1,415,487
POWERLAND COMPUTERS LTD.	47,236
POWERSCHOOL CANADA ULC	589,771
PRECISION PROPERTY	968,933
PRISM ENGINEERING LTD	145,145
PRO-CAN CONSTRUCTION GROUP CORP.	14,157,008
PROACTIVE HAZMAT & ENVIRONMENT	96,521
PROGRESSIVE FENCE INSTALLATION	127,470
PROMINENT PRODUCT MARKETING	66,924
PROVINCE OF BC OPTIONAL PROPERTY PROGRAM	81,663
PROVINCIAL OUTREACH PROGRAM FOR AUTISM AND RELATED	56,175
QM LP DBA QM ENVIRONMENTAL	65,239
RADIANCE ENERGY CORP.	68,896
RDH BUILDING SCIENCE INC.	36,960
REAL CANADIAN SUPERSTORE	219,579
REALACORP MANAGEMENT LTD.(IN TRUST)	204,372
RECEIVER GENERAL	2,053,838
RICHMOND ELEVATOR MAINTENANCE	63,305
RJS CONSTRUCTION LTD.	167,728
RK PUBLISHING INC.	32,483
ROCKY POINT ENGINEERING LTD.	316,932
ROSETTA STONE LTD	34,200
RUBICON PUBLISHING	81,457
RUSSELL HENDRIX FOODSERVICE EQUIPMENT	95,152
S & S PAVING LTD.	26,355
S. HENNINGSON CONSTRUCTION LTD	70,920
S. MCKAY CONTRACTING	1,392,793
SABRE INDUSTRIAL SUPPLIES LTD	44,697
SAUNDERS BOOK COMPANY	28,622
SAVE ON FOODS	146,713
SCHOLASTIC CANADA LTD	42,073
SCHOOL DISTRICT #39 (VCR)	221,117
SCHOOLS PROTECTION PROGRAM	1,142,271
SCHOOLHOUSE PRODUCTS INC.	1,829,410
SECURITY MACHINE & ALLSPAN MFG	28,366
SEMIAMMOO BEHAVIOUR ANALYSTS INC.	119,180
SHANAHANS LTD. PARTNERSHIP	105,162
SHELL ENERGY NORTH AMERICA (CANADA) INC.	115,954
SHERWIN-WILLIAMS COMPANY	75,150
SIGN REFERRAL SERVICES INC.	359,006
SILEX RESTORATIONS LTD.	2,136,722
SIMON FRASER UNIVERSITY	30,169
SKYLINE ATHLETICS INC.	108,608
SOFTCHOICE LP	522,766
SOFTLANDING NETWORK SOLUTIONS	44,840

**UNAUDITED SCHEDULE OF FINANCIAL INFORMATION**  
**PAYMENTS FOR GOODS AND SERVICES**  
**For The Year Ended June 30, 2020**

<u>SUPPLIER NAME</u>	<u>PAYMENTS</u>
SOFTWARE4SCHOOLS.CA	25,461
SOPERS SUPPLY LTD.	52,572
SOUND SOLUTIONS INC.	125,639
SOUNDRITE SERVICES LTD.	94,235
SOURCE OFFICE FURNISHINGS	373,015
SPECTRUM EDUCATIONAL SUPPLIES	53,180
SPICERS CANADA ULC	30,669
ST. JOHN AMBULANCE	57,178
STAGEFAB CUSTOM MANUFACTURING	27,417
STEPIN GMBH	49,214
STERLING FLEET OUTFITTERS INC.	26,998
STUDIO HUB ARCHITECTS LTD	72,125
SUDDEN TECHNOLOGIES	59,439
SUN INTERNATIONAL EDUCATION CORP.	45,675
SUPER SAVE DISPOSAL INC.	511,808
SUPERIOR CITY SERVICES LTD	26,344
SUPERIOR PROPANE INC	213,757
SURREY ASSOCIATION FOR COMMUNITY LIVING	147,460
SURREY PRINCIPALS AND VICE PRINCIPALS ASSOCIATION	121,650
SURREY TEACHERS' ASSOC.	464,805
SWING TIME DISTRIBUTORS LTD	196,621
SYBERTECH WASTE REDUCTION LTD	48,179
SYSTEM ONE FLOOR SOLUTIONS INC	187,433
TALIUS	231,856
TAPESTRY MUSIC	61,818
TARGET PRODUCTS LTD.	78,309
TC MEDIA LIVRES INC.	50,802
TECHNICAL SAFETY BC	88,689
TELUS COMMUNICATIONS INC.	31,377
TERRANE ENGINEERING GROUP LTD.	215,085
THE AME CONSULTING GROUP LTD	39,585
THE BRICK WAREHOUSE LP	68,038
THE CENTRE FOR CHILD DEVELOPMENT	469,336
THINKSPACE ARCHITECTURE PLANNING	2,294,558
THIRDWAVE BUS SERVICES	28,571
THUNDERBIRD PRESS	27,328
TIGER PURIFICATION SYSTEMS INC	276,611
TIGHT 5 CONTRACTING LTD.	29,518
TOBII DYNAVON CANADA INC.	27,006
TRANE CANADA ULC	103,673
TRANSLINK	42,154
TRAVEL HEALTHCARE INSURANCE SOLUTIONS INC.	351,843
TRIEX CONTRACTING LTD	107,957
TUMBLEWEED PRESS INC.	34,154
TURNING POINT RESOLUTIONS INC.	130,074
TYCO INTEGRATED FIRE & SECURITY	86,274
UAP INC.	37,166
ULINE CANADA CORP.	27,218

**UNAUDITED SCHEDULE OF FINANCIAL INFORMATION**  
**PAYMENTS FOR GOODS AND SERVICES**  
**For The Year Ended June 30, 2020**

<u>SUPPLIER NAME</u>	<u>PAYMENTS</u>
UNITED LIBRARY SERVICE INC	290,971
UNIVERSAL SHOW SERVICES LTD.	84,368
UPPER CANADA FOREST PRODUCTS LTD	160,635
URBAN VALLEY TRANSPORT LTD.	79,877
VANCOUVER KIDSBOKS	137,908
VERITIV CANADA, INC.	101,407
VIEWPOINT LANDSCAPE ARCHITECTS	43,537
VIKING-ALEXANDER METAL PRODUCTS LTD.	116,251
VISIONS ELECTRONICS CORPORATE	70,552
WAL-MART	28,351
WATERKIND IRRIGATION CONSULTING	44,904
WEP SRL	44,588
WESCO DISTRIBUTION CANADA LP	610,729
WEST UNIFIED COMMUNICATIONS SERVICES	64,477
WESTERN CAMPUS RESOURCES	117,621
WESTERN CANADA IC BUS INC.	417,846
WESTERN SAFETY PRODUCTS LTD	40,689
WESTERN WEED CONTROL(1980) LTD	119,275
WESTLAB SUPPLIES	40,688
WINTERGREEN LEARNING MATERIALS	124,758
WOOD PROJECTS LTD	670,616
WOOD WYANT INC.	238,404
WORK SAFE BC	4,540,776
X10 NETWORKS	2,262,222
YELLOWRIDGE CONSTRUCTION LTD.	27,949,777
YMCA OF GREATER VANCOUVER	156,811
YO BRO YO GIRL YOUTH INITIATIVE SOCIETY	111,867
ZONAR SYSTEMS, INC	26,483
<b>TOTAL FOR SUPPLIERS WHERE PAYMENTS EXCEED \$25,000</b>	<b>356,562,107</b>
<b>TOTAL FOR SUPPLIERS WHERE PAYMENTS ARE \$25,000 OR LESS</b>	<b>10,112,268</b>
<b>TOTAL PAYMENTS FOR GOODS &amp; SERVICES</b>	<b>366,674,375</b>

Prepared under the *Financial Information Regulation*, Schedule 1, Section 7.



**BOARD OF EDUCATION OF SCHOOL DISTRICT NO. 36 (SURREY)****UNAUDITED SCHEDULE OF FINANCIAL INFORMATION  
RECONCILIATION TO FINANCIAL STATEMENTS  
For The Year Ended June 30, 2020**

Schedule 8

	\$	\$
<b>EXPENDITURES PER SOFI:</b>		
Total Remuneration (SOFI Schedule 4)	583,007,422	
Payments for Goods and Services (SOFI Schedule 7)	366,674,375	
Employee Reimbursed Expenses (SOFI Schedule 4)	1,498,660	
E.I. & CPP Payments (SOFI Schedule 5)	<u>31,102,384</u>	
		<b>982,282,840</b>
<b>EXPENDITURES PER FINANCIAL STATEMENTS</b>		
Total Expenses (F/S Stmt 2) less Amortization	782,150,970	
Acquisition of Tangible Capital Assets	98,466,322	
Acquisition of Tangible Capital Assets - WIP	<u>112,045,225</u>	
		<b>992,662,517</b>
<b>DIFFERENCE BETWEEN SOFI AND FINANCIAL STATEMENTS</b>		<b><u>(10,379,677)</u></b>
<b>Difference due to:</b>		
School Generated Funds (F/S Schedule 3A)	(12,647,658)	
Increase in Accounts Payable & Liabilities	(5,178,710)	
Increase in Prepaid Expenses	431,066	
GST/HST Rebate Recoveries	7,282,948	
Wage Recoveries & Contingencies	3,519,756	
AFG - CAMS and NGN	(150,796)	
Accruals, Inter-department charges, Miscellaneous Recoveries	<u>(3,636,283)</u>	
		<b><u>(10,379,677)</u></b>

0

Prepared under the *Financial Information Regulation*, Schedule 1, Section 7.