



**BOARD OF EDUCATION
OF
SCHOOL DISTRICT NO. 36
(SURREY)**

**STATEMENT OF FINANCIAL INFORMATION
FOR THE YEAR ENDED JUNE 30, 2021**

**School District
Statement of Financial Information (SOFI)
Board of Education of School District No. 36 (Surrey)
Fiscal Year Ended June 30, 2021**

TABLE OF CONTENTS

Documents are arranged in the following order:

1. Approval of Statement of Financial Information
2. Financial Information Act Submission Checklist
3. Management Report
4. Audited Financial Statements
5. Schedule of Debt
6. Schedule of Guarantee and Indemnity Agreements
7. Schedule of Remuneration and Expenses including:
 - Statement of Severance Agreements
 - Reconciliation or explanation of differences to Audited Financial Statements
8. Schedule of Payments for the Provision of Goods and Services including:
 - Reconciliation or explanation of differences to Audited Financial Statements



Ministry
of Education




SCHOOL DISTRICT STATEMENT OF FINANCIAL INFORMATION (SOFI)

6049

SCHOOL DISTRICT NUMBER	NAME OF SCHOOL DISTRICT	YEAR
36	Surrey	2020/2021
OFFICE LOCATION(S)	TELEPHONE NUMBER	
14033 - 92 Avenue	604-596-7733	
MAILING ADDRESS		
same as above		
CITY	PROVINCE	POSTAL CODE
Surrey	BC	V3V 0B7
NAME OF SUPERINTENDENT	TELEPHONE NUMBER	
Dr. J. Tinney	604-596-7733	
NAME OF SECRETARY TREASURER	TELEPHONE NUMBER	
Mr. Jon Harding	604-596-7733	

DECLARATION AND SIGNATURES

We, the undersigned, certify that the attached is a correct and true copy of the Statement of Financial Information for the year ended
June 30, 2021
for School District No. 36 as required under Section 2 of the Financial Information Act.

SIGNATURE OF CHAIRPERSON OF THE BOARD OF EDUCATION	DATE SIGNED
	
SIGNATURE OF SUPERINTENDENT	DATE SIGNED
	
SIGNATURE OF SECRETARY TREASURER	DATE SIGNED
	Dec. 8, 2021

EDUC. 6049 (REV. 2008/09)

Statement of Financial Information for Year Ended June 30, 2021

Financial Information Act-Submission Checklist

		<i>Due Date</i>
a)	✓ A statement of assets and liabilities (audited financial statements).	<i>September 30</i>
b)	✓ An operational statement including, i) a Statement of Income and ii) a Statement of Changes in Financial Position, or, if omitted, an explanation in the Notes to Financial Statements (audited financial statements)	<i>September 30</i>
c)	✓ A schedule of debts (audited financial statements).	<i>September 30</i>
d)	✓ A schedule of guarantee and indemnity agreements including the names of the entities involved and the amount of money involved. (Note: Nil schedules can be submitted December 31).	<i>September 30</i>
e)	✓ A schedule of remuneration and expenses, including: i) an alphabetical list of employees earning over \$75,000, the total amount of expenses paid to or on behalf of each employee for the year reported and a consolidated total for employees earning under \$75,000. If the total wages and expenses differ from the audited financial statements, an explanation is required. ✓ ii) a list by name and position of Board Members with the amount of any salary and expenses paid to or on behalf of the member ✓ iii) the number of severance agreements started during the fiscal year and the range of months' pay covered by the agreement, in respect of excluded employees. If there are no agreements to report, an explanation is required	<i>December 31</i>
f)	✓ An alphabetical list of suppliers receiving over \$25,000 and a consolidated total for those suppliers receiving less than \$25,000. If the total differs from the Audited Financial Statements, an explanation is required.	<i>December 31</i>
g)	✓ Approval of Statement of Financial Information.	<i>December 31</i>
h)	✓ A management report approved by the Chief Financial Officer	<i>December 31</i>

Board of Education of School District Number 36, (Surrey)

**School District
Statement of Financial Information (SOFI)**

Board of Education of School District No. 36 (Surrey)

Fiscal Year Ended June 30, 2021

MANAGEMENT REPORT


The Financial Statements contained in this Statement of Financial Information under the *Financial Information Act* have been prepared by management in accordance with Canadian generally accepted accounting principles and the integrity and objectivity of these statements are management's responsibility.

Management is also responsible for all other schedules of financial information and for ensuring this information is consistent, where appropriate, with the information contained in the financial statements and for implementing and maintaining a system of internal controls to provide reasonable assurance that reliable financial information is produced.


The Board of Education is responsible for ensuring that management fulfills its responsibilities for financial reporting and internal control and for approving the financial information included in the Statement of Financial Information.

The external auditors, Grant Thornton LLP, conduct an independent examination, in accordance with generally accepted auditing standards, and express their opinion on the financial statements as required by the *School Act*. Their examination does not relate to the other schedules of financial information required by the *Financial Information Act*. Their examination includes a review and evaluation of the board's system of internal control and appropriate tests and procedures to provide reasonable assurance that the financial statements are presented fairly.

On behalf of School District No.36 (Surrey)



Dr. J. Tinney, Superintendent



Mr. Jon Harding, Secretary Treasurer

Prepared as required by *Financial Information Regulation*, Schedule 1, section 9



Audited Financial Statements of
School District No. 36 (Surrey)
June 30, 2021

School District No. 36 (Surrey)

June 30, 2021

Table of Contents

Management Report	1
Independent Auditors' Report	2-4
Statement of Financial Position - Statement 1	5
Statement of Operations - Statement 2	6
Statement of Changes in Net Debt - Statement 4	7
Statement of Cash Flows - Statement 5	8
Notes to the Financial Statements	9-29
Schedule of Changes in Accumulated Surplus (Deficit) by Fund - Schedule 1 (Unaudited)	30
Schedule of Operating Operations - Schedule 2 (Unaudited)	31
Schedule 2A - Schedule of Operating Revenue by Source (Unaudited)	32
Schedule 2B - Schedule of Operating Expense by Object (Unaudited)	33
Schedule 2C - Operating Expense by Function, Program and Object (Unaudited)	34
Schedule of Special Purpose Operations - Schedule 3 (Unaudited)	36
Schedule 3A - Changes in Special Purpose Funds and Expense by Object (Unaudited)	37
Schedule of Capital Operations - Schedule 4 (Unaudited)	41
Schedule 4A - Tangible Capital Assets (Unaudited)	42
Schedule 4B - Tangible Capital Assets - Work in Progress (Unaudited)	43
Schedule 4C - Deferred Capital Revenue (Unaudited)	44
Schedule 4D - Changes in Unspent Deferred Capital Revenue (Unaudited)	45

School District No. 36 (Surrey)

MANAGEMENT REPORT

Version: 9935-9189-7207

Management's Responsibility for the Financial Statements.

The accompanying financial statements of School District No. 36 (Surrey) have been prepared by management in accordance with the accounting requirements of Section 23.1 of the Budget Transparency and Accountability Act of British Columbia, supplemented by Regulations 257/2010 and 198/2011 issued by the Province of British Columbia Treasury Board, and the integrity and objectivity of these statements are management's responsibility. Management is also responsible for all of the notes to the financial statements and schedules, and for ensuring that this information is consistent, where appropriate, with the information contained in the financial statements.




The preparation of financial statements necessarily involves the use of estimates based on management's judgment particularly when transactions affecting the current accounting period cannot be finalized with certainty until future periods.

Management is also responsible for implementing and maintaining a system of internal controls to provide reasonable assurance that assets are safeguarded, transactions are properly authorized and reliable financial information is produced.

The Board of Education of School District No. 36 (Surrey) (called the "Board") is responsible for ensuring that management fulfills its responsibilities for financial reporting and internal control and exercises these responsibilities through the Board. The Board reviews internal financial statements on a monthly basis and externally audited financial statements yearly.

The external auditors, Grant Thornton LLP, conduct an independent examination, in accordance with Canadian generally accepted auditing standards, and express their opinion on the financial statements. The external auditors have full and free access to financial management of School District No. 36 (Surrey) and meet when required. The accompanying Independent Auditors' Report outlines their responsibilities, the scope of their examination and their opinion on the School District's financial statements.

On behalf of School District No. 36 (Surrey)

	2021 09 15
Signature of the Chairperson of the Board of Education	Date Signed
	2021 09 15
Signature of the Superintendent	Date Signed
	2021 09 15
Signature of the Secretary Treasurer	Date Signed

Independent Auditor's Report

To the Board of Education of School District No. 36 (Surrey) and
the Ministry of Education of the Province of British Columbia:

Opinion

We have audited the accompanying financial statements of School District No. 36 (Surrey) ("the School District"), which comprise the statement of financial position as at June 30, 2021, and the statements of operations, changes in net financial assets (debt) and cash flows for the year then ended, and notes to the financial statements, including a summary of significant accounting policies.

In our opinion, the financial statements of the School District for the year ended June 30, 2021 are prepared, in all material respects, in accordance with Section 23.1 of the Budget Transparency and Accountability Act of the Province of British Columbia.

Basis for opinion

We conducted our audit in accordance with Canadian generally accepted auditing standards. Our responsibilities under those standards are further described in the *Auditor's Responsibilities for the Audit of the Financial Statements* section of our report. We are independent of the School District in accordance with the ethical requirements that are relevant to our audit of the financial statements in Canada, and we have fulfilled our other ethical responsibilities in accordance with these requirements. We believe that the audit evidence we have obtained is sufficient and appropriate to provide a basis for our opinion.

Emphasis of matter

Without modifying our opinion, we draw attention to Note 2 to the financial statements, which describes the basis of accounting and the significant differences between such basis of accounting and Canadian public sector accounting standards.

Other matter – supplementary information

We draw attention to the fact that the supplementary information included in Schedules 1 to 4 do not form part of the financial statements. We have not audited or reviewed this supplementary information and, accordingly, we do not express an opinion, a review conclusion or any other form of assurance on this supplementary information.

Other information

Management is responsible for the other information. The other information comprises the information included in the Annual Financial Report Discussion and Analysis for the year-ended June 30, 2021, but does not include the financial statements and our auditor's report thereon.

Our opinion on the financial statements does not cover the other information and we do not express any form of assurance conclusion thereon.

In connection with our audit of the financial statements, our responsibility is to read the other information and, in doing so, consider whether the other information is materially inconsistent with the financial statements or our knowledge obtained in the audit or otherwise appears to be materially misstated. If, based on the work we have performed, we conclude that there is a material misstatement of this other information, we are required to report that fact. We have nothing to report in this regard.

Responsibilities of management and those charged with governance for the financial statements

Management is responsible for the preparation of these financial statements in accordance with Section 23.1 of the Budget Transparency and Accountability Act of the Province of British Columbia, and for such internal control as management determines is necessary to enable the preparation of financial statements that are free from material misstatement, whether due to fraud or error.

In preparing the financial statements, management is responsible for assessing the School District's ability to continue as a going concern, disclosing, as applicable, matters related to a going concern and using the going concern basis of accounting unless management either intends to liquidate the School District or to cease operations, or has no realistic alternative but to do so.

Those charged with governance are responsible for overseeing the School District's financial reporting process.

Auditor's responsibilities for the audit of the financial statements

Our objectives are to obtain reasonable assurance about whether the financial statements as a whole are free from material misstatement, whether due to fraud or error, and to issue an auditor's report that includes our opinion. Reasonable assurance is a high level of assurance, but is not a guarantee that an audit conducted in accordance with Canadian generally accepted auditing standards will always detect a material misstatement when it exists. Misstatements can arise from fraud or error and are considered material if, individually or in the aggregate, they could reasonably be expected to influence the economic decisions of users taken on the basis of these financial statements.

As part of an audit in accordance with Canadian generally accepted auditing standards, we exercise professional judgment and maintain professional skepticism throughout the audit. We also:

- Identify and assess the risks of material misstatement of the financial statements, whether due to fraud or error, design and perform audit procedures responsive to those risks, and obtain audit evidence that is sufficient and appropriate to provide a basis for our opinion. The risk of not detecting a material misstatement resulting from fraud is higher than for one resulting from error, as fraud may involve collusion, forgery, intentional omissions, misrepresentations, or the override of internal control.
- Obtain an understanding of internal control relevant to the audit in order to design audit procedures that are appropriate in the circumstances, but not for the purpose of expressing an opinion on the effectiveness of the School District's internal control.
- Evaluate the appropriateness of accounting policies used and the reasonableness of accounting estimates and related disclosures made by management.
- Conclude on the appropriateness of management's use of the going concern basis of accounting and, based on the audit evidence obtained, whether a material uncertainty exists related to events or conditions that may cast significant doubt on the School District's ability to continue as a going concern. If we conclude that a material uncertainty exists, we are required to draw attention in our auditor's report to the related disclosures in the financial statements or, if such disclosures are inadequate, to modify our opinion. Our conclusions are based on the audit evidence obtained up to the date of our auditor's report. However, future events or conditions may cause the School District to cease to continue as a going concern.

We communicate with those charged with governance regarding, among other matters, the planned scope and timing of the audit and significant audit findings, including any significant deficiencies in internal control that we identify during our audit.

Vancouver, Canada
September 15, 2021

Grant Thornton LLP

Chartered Professional Accountants

School District No. 36 (Surrey)

Statement 1

Statement of Financial Position

As at June 30, 2021

	2021 Actual \$	2020 Actual \$
Financial Assets		
Cash and Cash Equivalents	170,209,473	171,111,445
Accounts Receivable		
Due from Province - Ministry of Education	11,548,075	14,741,301
Due from First Nations	84,483	122,892
Other (Note 4)	6,570,476	6,383,939
Land held for sale (Note 23)	2,200,000	
Total Financial Assets	190,612,507	192,359,577
Liabilities		
Accounts Payable and Accrued Liabilities		
Due to Province - Ministry of Education		221,792
Other (Note 5)	25,880,003	27,551,332
Unearned Revenue (Note 6)	9,220,572	13,282,923
Deferred Revenue (Note 7)	9,766,334	9,901,353
Deferred Capital Revenue (Note 8)	732,557,868	669,406,618
Employee Future Benefits (Note 9)	13,074,455	13,498,302
Other Liabilities (Note 10)	72,719,711	68,600,687
Total Liabilities	863,218,943	802,463,007
Net Debt	(672,606,436)	(610,103,430)
Non-Financial Assets		
Tangible Capital Assets (Note 12)	1,304,894,669	1,232,313,450
Prepaid Expenses	2,010,622	1,864,969
Total Non-Financial Assets	1,306,905,291	1,234,178,419
Accumulated Surplus (Deficit)	634,298,855	624,074,989

Contractual Obligations (Note 15,16)

Contractual Rights (Note 23)

Contingent Liabilities (Note 17)

Approved by the Board



Signature of the Chairperson of the Board of Education

2021 09 15

Date Signed



Signature of the Superintendent

2021 09 15

Date Signed



Signature of the Secretary Treasurer

2021 09 15

Date Signed

School District No. 36 (Surrey)

Statement 2

Statement of Operations

Year Ended June 30, 2021

	2021 Budget	2021 Actual	2020 Actual
	\$	\$	\$
Revenues			
Provincial Grants			
Ministry of Education	811,510,551	817,368,723	808,335,483
Other	724,653	1,131,668	881,826
Municipal Grants Spent on Sites		52	1,979,783
Federal Grants	3,013,396	2,886,515	3,948,325
Tuition	12,506,434	12,334,462	17,033,280
Other Revenue	11,297,754	10,677,684	18,430,616
Rentals and Leases	1,041,333	817,936	2,485,588
Investment Income	1,483,000	1,703,953	2,870,914
Gain (Loss) on Disposal of Tangible Capital Assets		63,500	4,374,510
Amortization of Deferred Capital Revenue	28,224,779	27,916,494	25,112,910
Total Revenue	869,801,900	874,900,987	885,453,235
Expenses			
Instruction	732,305,504	716,908,388	688,475,349
District Administration	18,608,129	15,336,142	14,967,372
Operations and Maintenance	131,914,116	125,789,164	111,531,230
Transportation and Housing	6,943,529	6,643,427	5,189,143
Total Expense	889,771,278	864,677,121	820,163,094
Surplus (Deficit) for the year	(19,969,378)	10,223,866	65,290,141
Accumulated Surplus (Deficit) from Operations, beginning of year		624,074,989	558,784,848
Accumulated Surplus (Deficit) from Operations, end of year		634,298,855	624,074,989

School District No. 36 (Surrey)

Statement 4

Statement of Changes in Net Debt

Year Ended June 30, 2021

	2021 Budget \$	2021 Actual \$	2020 Actual \$
Surplus (Deficit) for the year	(19,969,378)	10,223,866	65,290,141
Effect of change in Tangible Capital Assets			
Acquisition of Tangible Capital Assets	(123,733,182)	(116,262,059)	(210,511,547)
Amortization of Tangible Capital Assets	40,500,632	41,480,840	38,012,124
Net carrying value of Tangible Capital Assets disposed of			297,726
Reclassification of land held for sale (Note 23)		2,200,000	
Total Effect of change in Tangible Capital Assets	(83,232,550)	(72,581,219)	(172,201,697)
Acquisition of Prepaid Expenses		(2,010,622)	(1,864,969)
Use of Prepaid Expenses		1,864,969	1,433,903
Total Effect of change in Other Non-Financial Assets	-	(145,653)	(431,066)
(Increase) Decrease in Net Debt, before Net Remeasurement Gains (Losses)	(103,201,928)	(62,503,006)	(107,342,622)
Net Remeasurement Gains (Losses)			
(Increase) Decrease in Net Debt		(62,503,006)	(107,342,622)
Net Debt, beginning of year		(610,103,430)	(502,760,808)
Net Debt, end of year		(672,606,436)	(610,103,430)

School District No. 36 (Surrey)

Statement 5

Statement of Cash Flows

Year Ended June 30, 2021

	2021 Actual \$	2020 Actual \$
Operating Transactions		
Surplus (Deficit) for the year	10,223,866	65,290,141
Changes in Non-Cash Working Capital		
Decrease (Increase)		
Accounts Receivable	3,045,098	(1,397,523)
Prepaid Expenses	(145,653)	(431,066)
Increase (Decrease)		
Accounts Payable and Accrued Liabilities	(1,893,121)	5,611,815
Unearned Revenue	(4,062,351)	(1,616,570)
Deferred Revenue	(135,019)	1,301,564
Employee Future Benefits	(423,847)	(433,105)
Other Liabilities	4,119,024	5,142,369
Loss (Gain) on Disposal of Tangible Capital Assets	(63,500)	(4,374,510)
Amortization of Tangible Capital Assets	41,480,840	38,012,124
Amortization of Deferred Capital Revenue	(27,916,494)	(25,112,910)
Recognition of Deferred Capital Revenue Spent on Sites	(3,444,525)	(45,862,990)
Total Operating Transactions	20,784,318	36,129,339
Capital Transactions		
Tangible Capital Assets Purchased	(76,780,660)	(98,466,322)
Tangible Capital Assets -WIP Purchased	(39,481,399)	(112,045,225)
District Portion of Proceeds on Disposal	63,500	4,672,236
Total Capital Transactions	(116,198,559)	(205,839,311)
Financing Transactions		
Capital Revenue Received	94,512,269	164,311,342
Total Financing Transactions	94,512,269	164,311,342
Investing Transactions		
Investments in Portfolio Investments	-	18,016,429
Total Investing Transactions	-	18,016,429
Net Increase (Decrease) in Cash and Cash Equivalents	(901,972)	12,617,799
Cash and Cash Equivalents, beginning of year	171,111,445	158,493,646
Cash and Cash Equivalents, end of year	170,209,473	171,111,445
Cash and Cash Equivalents, end of year, is made up of:		
Cash	170,209,473	171,111,445
	170,209,473	171,111,445

School District No. 36 (Surrey)

Notes to Financial Statements

Year Ended June 30, 2021

NOTE 1 AUTHORITY AND PURPOSE

The School District operates under authority of the School Act of British Columbia as a corporation under the name of "The Board of Education of School District No. 36 (Surrey)", and operates as "School District No. 36 (Surrey)". A board of education ("the Board") is elected for a four-year term and governs the School District. The School District provides educational programs to students enrolled in its schools in the cities of Surrey and White Rock, and is principally funded by the Province of British Columbia through the Ministry of Education. School District No. 36 (Surrey) is exempt from federal and provincial corporate income taxes.

The COVID-19 outbreak was declared a pandemic by the World Health Organization in March 2020 and has had a significant financial, market and social dislocating impact worldwide. Under direction of the Provincial Health Officer, all schools suspended in-class instruction in March 2020 and the School District remained open to continue to support students and families in a variety of ways. Parents were given the choice to send their children back to school on a gradual and part-time basis beginning June 1, 2020 and full-time beginning September 1, 2020 with new health and safety guidelines.

The ongoing impact of the pandemic presents uncertainty over future cash flows, may have a significant impact on future operations including decreases in revenue, impairment of receivables, reduction in investment income and delays in completing capital project work. As the situation is dynamic and the ultimate duration and magnitude of the impact are not known, an estimate of the future financial effect on the School District is not practicable at this time.

NOTE 2 SUMMARY OF SIGNIFICANT ACCOUNTING POLICIES

a) Basis of Accounting

These financial statements have been prepared in accordance with Section 23.1 of the *Budget Transparency and Accountability Act of the Province of British Columbia*. This Section requires that the financial statements be prepared in accordance with Canadian public sector accounting standards except in regard to the accounting for government transfers as set out in Notes 2(f) and 2(m).

In November 2011, Treasury Board provided a directive through Restricted Contributions Regulation 198/2011 providing direction for the reporting of restricted contributions whether they are received or receivable by the School District before or after this regulation was in effect.

As noted in Notes 2 (f) and 2 (m), Section 23.1 of the *Budget Transparency and Accountability Act* and its related regulations require the School District to recognize government transfers for the acquisition of capital assets into revenue on the same basis as the related amortization expense.

As these transfers do not contain stipulations that create a liability, Canadian public sector accounting standards would require that:

- government transfers, which do not contain a stipulation that creates a liability, be recognized as revenue by the recipient when approved by the transferor and the eligibility criteria have been met in accordance with public sector accounting standard PS3410; and
- externally restricted contributions be recognized as revenue in the period in which the resources are used for the purpose or purposes specified in accordance with public sector accounting standard PS3100.

The impact of this difference on the financial statements of the School District is as follows:

School District No. 36 (Surrey)

Notes to Financial Statements

Year Ended June 30, 2021

NOTE 2 SUMMARY OF SIGNIFICANT ACCOUNTING POLICIES *(Continued)*

a) Basis of Accounting (cont'd)

Year-ended June 30, 2021 - increase in annual surplus by \$63,016,231.

June 30, 2021 - increase in accumulated surplus by \$725,667,772, a decrease in deferred revenue by \$4,322,529 and a decrease in deferred capital revenue by \$721,345,243.

Year-ended June 30, 2020 - increase in annual surplus by \$94,637,006.

June 30, 2020 - increase in accumulated surplus by \$664,879,333 a decrease in deferred revenue by \$4,594,262 and a decrease in deferred capital revenue by \$660,285,071.

b) Cash and Cash Equivalents

Cash and cash equivalents include cash on hand balances on deposit in financial institutions that are readily convertible to known amounts of cash and that are subject to an insignificant risk of change in value. These cash equivalents generally have a maturity of three months or less at acquisition and are held for the purpose of meeting short-term cash commitments rather than for investing.

c) Accounts Receivable

Accounts receivable are shown net of allowance for doubtful accounts.

d) Portfolio Investments

Investments in GIC's, term deposits, bonds and other investments held by the School District that are not quoted in an active market are reported at cost or amortized cost.

As at June 30, 2021, the School District did not hold any investments in portfolio investments.

e) Unearned Revenue

Unearned revenue includes tuition fees received for courses to be delivered in future periods and receipt of proceeds for services or products to be delivered in a future period. Revenue will be recognized in that future period when the courses, services, or products are provided.

f) Deferred Revenue and Deferred Capital Revenue

Deferred revenue includes both government transfers and other contributions received with stipulations that meet the description of restricted contributions in the Restricted Contributions Regulation 198/2011 issued by Treasury Board. When restrictions are met, deferred revenue is recognized as revenue in the fiscal year in a manner consistent with the circumstances and evidence used to support the initial recognition of the contributions received as a liability as detailed in Note 2(m).

Funding received for the acquisition of depreciable tangible capital assets is recorded as deferred capital revenue and amortized over the life of the asset acquired as revenue in the statement of operations. This accounting treatment is not consistent with the requirements of Canadian public sector accounting standards which require that government transfers be recognized as revenue when approved by the transferor and eligibility criteria have been met unless the transfer contains a stipulation that creates a liability in which case the transfer is recognized as revenue over the period that the liability is extinguished. See Note 2(a) for the impact of this policy on these financial statements.

School District No. 36 (Surrey)

Notes to Financial Statements

Year Ended June 30, 2021

NOTE 2 SUMMARY OF SIGNIFICANT ACCOUNTING POLICIES *(Continued)*

g) Employee Future Benefits

The School District provides certain post-employment benefits including vested and non-vested benefits for certain employees pursuant to certain contracts and union agreements.

The School District accrues its obligations and related costs including both vested and non-vested benefits under employee future benefit plans. Benefits include vested sick leave, accumulating non-vested sick leave, early retirement, retirement/severance, vacation, overtime and death benefits. The benefits cost is actuarially determined using the projected unit credit method pro-rated on service and using management's best estimate of expected salary escalation, termination rates, retirement rates and mortality. The discount rate used to measure obligations is based on the cost of borrowing. The cumulative unrecognized actuarial gains and losses are amortized over the expected average remaining service lifetime (EARS�) of active employees covered under the plan.

The most recent valuation of the obligation was performed at March 31, 2019 and projected to March 31, 2022. The next valuation will be performed at March 31, 2022 for use at June 30, 2022. For the purposes of determining the financial position of the plans and the employee future benefit costs, a measurement date of March 31 was adopted for all periods subsequent to July 1, 2004.

The School District and its employees make contributions to the Teachers' Pension Plan and Municipal Pension Plan. The plans are multi-employer plans where assets and obligations are not separated. The costs are expensed as incurred.

h) Prepaid Expenses

Materials and supplies held in central stores for use within the School District are included as a prepaid expense and stated at acquisition cost and are charged to expense over the periods expected to benefit.

i) Funds and Reserves

Certain amounts, as approved by the Board are set aside in accumulated surplus for future operating and capital purposes. Transfers to and from funds and reserves are an adjustment to the respective fund when approved (see Notes 13 – Interfund Transfers and Note 20 – Internally Restricted – Operating Fund).

j) Liability for Contaminated Sites

Contaminated sites are a result of contamination being introduced into air, soil, water or sediment of a chemical, organic or radioactive material or live organism that exceeds an environmental standard. The liability is recorded net of any expected recoveries. A liability for remediation of contaminated sites is recognized when a site is not in productive use and all the following criteria are met:

- an environmental standard exists;
- contamination exceeds the environmental standard;
- the School District:
 - is directly responsible; or
 - accepts responsibility;
- it is expected that future economic benefits will be given up; and
- a reasonable estimate of the amount can be made.

The liability is recognized as management's estimate of the cost of post-remediation including operation, maintenance and monitoring that are an integral part of the remediation strategy for a contaminated site.

School District No. 36 (Surrey)

Notes to Financial Statements

Year Ended June 30, 2021

NOTE 2 SUMMARY OF SIGNIFICANT ACCOUNTING POLICIES *(Continued)*

k) Tangible Capital Assets

The following criteria apply:

- Tangible capital assets acquired or constructed are recorded at cost which includes amounts that are directly related to the acquisition, design, construction, development, improvement or betterment of the assets. Cost also includes overhead directly attributable to construction as well as interest costs that are directly attributable to the acquisition or construction of the asset.
- Donated tangible capital assets are recorded at their fair market value on the date of donation, except in circumstances where fair value cannot be reasonably determined, which are then recognized at nominal value. Transfers of capital assets from related parties are recorded at carrying value.
- Work-in-progress is recorded as an acquisition to the applicable asset class at substantial completion.
- Tangible capital assets are written down to residual value when conditions indicate they no longer contribute to the ability of the School District to provide services or when the value of future economic benefits associated with the sites and buildings are less than their net book value. The write-downs are accounted for as expenses in the Statement of Operations.
- Buildings that are demolished or destroyed are written-off.
- Works of art, historic assets and other intangible assets are not recorded as assets in these financial statements.
- The cost, less residual value, of tangible capital assets (excluding sites), is amortized on a straight-line basis over the estimated useful life of the asset. It is management's responsibility to determine the appropriate useful lives for tangible capital assets. These useful lives are reviewed on a regular basis or if significant events initiate the need to revise. Estimated useful life is as follows:

Buildings	40 years
Furniture & Equipment	10 years
Vehicles	10 years
Computer Software	5 years
Computer Hardware	5 years

l) Capital Leases

Leases that, from the point of view of the lessee, transfer substantially all the benefits and risks incident to ownership of the property to the School District are considered capital leases. These are accounted for as an asset and an obligation. Capital lease obligations are recorded at the present value of the minimum lease payments excluding executor costs, e.g., insurance, maintenance costs, etc. The discount rate used to determine the present value of the lease payments is the lower of the School District's rate for incremental borrowing or the interest rate implicit in the lease.

All other leases are accounted for as operating leases and the related payments are charged to expenses as incurred.

m) Revenue Recognition

Revenues are recognized in the period in which the transactions or events occurred that gave rise to the revenues. All revenues are recorded on an accrual basis, except when the accruals cannot be determined with a reasonable degree of certainty or when their estimation is impracticable.

School District No. 36 (Surrey)

Notes to Financial Statements

Year Ended June 30, 2021

NOTE 2 SUMMARY OF SIGNIFICANT ACCOUNTING POLICIES *(Continued)*

m) Revenue Recognition (cont'd)

Contributions received or where eligibility criteria have been met are recognized as revenue except where the contribution meets the criteria for deferral as described below. Eligibility criteria are the criteria that the School District has to meet in order to receive the contributions including authorization by the transferring government.

For contributions subject to a legislative or contractual stipulation or restriction as to their use, revenue is recognized as follows:

- Non-capital contributions for specific purposes are recorded as deferred revenue and recognized as revenue in the year related expenses are incurred,
- Contributions restricted for site acquisitions are recorded as revenue when the sites are purchased, and
- Contributions restricted for tangible capital assets acquisitions other than sites are recorded as deferred capital revenue and amortized over the useful life of the related assets.

Donated tangible capital assets other than sites are recorded at fair market value and amortized over the useful life of the assets. Donated sites are recorded as revenue at fair market value when received or receivable.

The accounting treatment for restricted contributions that are government transfers is not consistent with the requirements of Canadian public sector accounting standards which require that government transfers be recognized as revenue when approved by the transferor and eligibility criteria have been met unless the transfer contains a stipulation that meets the criteria for liability recognition in which case the transfer is recognized as revenue over the period that the liability is extinguished. See note 2 (a) for the impact of this policy on these financial statements.

Revenue related to fees or services received in advance of the fee being earned or the service is performed is deferred and recognized when the fee is earned or service performed.

Investment income is reported in the period earned. When required by the funding party or related Act, investment income earned on deferred revenue is added to the deferred revenue balance.

n) Expenditures

Expenses are reported on an accrual basis. The cost of all goods consumed and services received during the year is expensed.

- Operating expenses are reported by function, program, and object. Whenever possible, expenditures are determined by actual identification. Additional costs pertaining to specific instructional programs, such as special and aboriginal education, are allocated to these programs. All other costs are allocated to related programs.
- Actual salaries of personnel assigned to two or more functions or programs are allocated based on the time spent in each function and program. School-based clerical salaries are allocated to school administration and partially to other programs to which they may be assigned. Principals and Vice-Principals salaries are allocated to school administration and may be partially allocated to other programs to recognize their other responsibilities.
- Employee benefits and allowances are allocated to the same programs, and in the same proportions, as the individual's salary.
- Supplies and services are allocated based on actual program identification.

School District No. 36 (Surrey)

Notes to Financial Statements

Year Ended June 30, 2021

NOTE 2 SUMMARY OF SIGNIFICANT ACCOUNTING POLICIES (Continued)

o) Measurement Uncertainty

Preparation of financial statements in accordance with the basis of accounting described in Note 2(a) requires management to make estimates and assumptions that impact reported amounts of assets and liabilities at the date of the financial statements and revenues and expenses during the reporting periods. Significant areas requiring the use of management estimates relate to the potential impairment of assets, liabilities for contaminated sites, rates for amortization and estimated employee future benefits. Actual results could differ from those estimates.

p) Financial Instruments

A contract establishing a financial instrument creates, at its inception, rights and obligations to receive or deliver economic benefits. The financial assets and financial liabilities portray these rights and obligations in the financial statements. The School District recognizes a financial instrument when it becomes a party to a financial instrument contract.

Financial instruments consist of cash and cash equivalents, accounts receivable, portfolio investments, accounts payable and accrued liabilities, and other liabilities. The School District does not have any derivatives.

Except for portfolio investments in equity instruments quoted in an active market that are recorded at fair value, all financial assets and liabilities are recorded at cost or amortized cost and the associated transaction costs are added to the carrying value of these investments upon initial recognition and amortized using the effective interest rate method. Transaction costs are incremental costs directly attributable to the acquisition or issue of a financial asset or a financial liability.

All financial assets are tested annually for impairment. When financial assets are impaired, impairment losses are recorded in the statement of operations. A write-down of a portfolio investment to reflect a loss in value is not reversed for a subsequent increase in value.

For financial instruments measured using amortized cost, the effective interest rate method is used to determine interest revenue or expense.

q) Future Changes in Accounting Policies

PS 3280 Asset Retirement Obligations issued August 2018 establishes standards for recognition, measurement, presentation and disclosure of legal obligations associated with the retirement of tangible capital assets and is effective July 1, 2022. A liability will be recognized when, as at the financial reporting date:

- there is a legal obligation to incur retirement costs in relation to a tangible capital asset;
- the past transaction or event giving rise to the liability has occurred;
- it is expected that future economic benefits will be given up; and
- a reasonable estimate of the amount can be made.

Liabilities are recognized for statutory, contractual or legal obligations associated with the retirement of tangible capital assets when those obligations result from the acquisition, construction, development or normal operation of the assets. The obligations are measured initially at fair value, determined using present value methodology, and the resulting costs capitalized into the carrying amount of the related tangible capital asset. In subsequent periods, the liability is adjusted for accretion and any changes in the amount or timing of the underlying future cash flows. The capitalized asset retirement cost is amortized on the same basis as the related asset and accretion expense is included in the Statement of Operations.

School District No. 36 (Surrey)

Notes to Financial Statements

Year Ended June 30, 2021

NOTE 2 SUMMARY OF SIGNIFICANT ACCOUNTING POLICIES (Continued)

q) Future Changes in Accounting Policies (Cont'd)

A modified retroactive application has been recommended by Government. Management is in the process of assessing the impact of adopting this standard on the School District's financial results.

PS 3400 Revenue issued November 2018 establishes standards on how to account for and report on revenue and is effective July 1, 2023. Specifically, it differentiates between revenue arising from transactions that include performance obligations, referred to as "exchange transactions", and transactions that do not have performance obligations, referred to as "non-exchange transactions".

Revenue from transactions with performance obligations should be recognized when (or as) the School District satisfies a performance obligation by providing the promised goods or services to a payor.

Revenue from transactions with no performance obligations should be recognized when a school district:

- (a) has the authority to claim or retain an inflow of economic resources; and
- (b) identifies a past transaction or event that gives rise to an asset.

This standard may be applied retroactively or prospectively. Management is in the process of assessing the impact of adopting this standard on the School District's financial results.

NOTE 3 ECONOMIC DEPENDENCE

The operations of the School District are dependent on continued funding from the Ministry of Education and various governmental agencies to carry out its programs. These financial statements have been prepared on a going concern basis.

NOTE 4 ACCOUNTS RECEIVABLE

	June 30, 2021	June 30, 2020
Due from Federal Government	\$ 2,092,006	\$ 4,533,599
Trade accounts receivable	676,344	521,642
Payroll accounts receivable	19,774	77,769
Other accounts receivable	725,067	73,289
School site acquisition charges & Deposits	3,057,285	1,177,640
	<u>\$ 6,570,476</u>	<u>\$ 6,383,939</u>

School District No. 36 (Surrey)

Notes to Financial Statements

Year Ended June 30, 2021

NOTE 5 ACCOUNTS PAYABLE – OTHER

	June 30, 2021	June 30, 2020
Trade payables	\$ 17,099,719	\$ 16,945,837
Lien Holdbacks	8,618,151	10,518,395
Other	162,133	87,100
	\$ 25,880,003	\$ 27,551,332

NOTE 6 UNEARNED REVENUE

Unearned revenue as at June 30th, 2021

	Balance, June 30, 2020	Increases to Unearned Revenue	Revenue recognized in the period	Balance, June 30, 2021
	\$	\$	\$	\$
Tuition Fees	13,191,304	8,303,587	(12,334,462)	9,160,429
Rental/Lease of Facilities	91,619	786,460	(817,936)	60,143
Total	13,282,923	9,090,047	(13,152,398)	9,220,572

Unearned revenue as at June 30th, 2020

	Balance, June 30, 2019	Increases to Unearned Revenue	Revenue recognized in the period	Balance, June 30, 2020
	\$	\$	\$	\$
Tuition Fees	14,757,700	15,466,884	(17,033,280)	13,191,304
Rental/Lease of Facilities	141,793	2,435,414	(2,485,588)	91,619
Total	14,899,493	17,902,298	(19,518,868)	13,282,923

School District No. 36 (Surrey)

Notes to Financial Statements

Year Ended June 30, 2021

NOTE 7 DEFERRED REVENUE

Deferred revenue includes unspent grants and contributions received that meet the description of a restricted contribution in the Restricted Contributions Regulation 198/2011 issued by Treasury Board, i.e., the stipulations associated with those grants and contributions have not yet been fulfilled.

Deferred Revenue as at June 30th, 2021

	Balance, June 30, 2020	Contributions received	Revenue recognized in the period	Balance, June 30, 2021
	\$	\$	\$	\$
Provincial Grants - Ministry of Education	1,780,119	88,816,292	(88,958,822)	1,637,589
Provincial Grants - Other	757,165	707,868	(738,768)	726,265
Federal Grants	72,074	54,248	(29,910)	96,412
Other	7,291,995	9,022,819	(9,008,746)	7,306,068
Investment Income		7,371	(7,371)	-
Total	9,901,353	98,608,598	(98,743,617)	9,766,334

Deferred Revenue as at June 30th, 2020

	Balance, June 30, 2019	Contributions received	Revenue recognized in the period	Balance, June 30, 2020
	\$	\$	\$	\$
Provincial Grants - Ministry of Education	1,067,105	53,711,924	(52,998,910)	1,780,119
Provincial Grants - Other	568,088	678,153	(489,076)	757,165
Federal Grants	47,420	824,956	(800,302)	72,074
Other	6,917,176	15,996,346	(15,621,527)	7,291,995
Investment Income	-	18,848	(18,848)	-
Total	8,599,789	71,230,227	(69,928,663)	9,901,353

School District No. 36 (Surrey)

Notes to Financial Statements

Year Ended June 30, 2021

NOTE 8 DEFERRED CAPITAL REVENUE

Deferred capital revenue includes grants and contributions received that are restricted by the contributor for the acquisition of tangible capital assets that meet the description of a restricted contribution in the Restricted Contributions Regulation 198/2011 issued by Treasury Board. Once spent, the contributions are amortized into revenue over the life of the asset acquired.

	2021 \$	2020 \$
Deferred Capital Revenue, (includes Work in progress), beginning of year, July 1st.	669,406,618	576,071,176
Increases:		
Provincial Grants - MOE	90,335,574	159,153,297
Provincial Grants - Other	1,341,885	2,926,203
Local Government Site Fees	2,550,208	2,080,611
Investment Income	75,815	151,231
Sales of Capital Assets	190,500	
Other Revenue	18,287	
	<u>94,512,269</u>	<u>164,311,342</u>
Decreases:		
Transfers to revenue - site purchases	3,444,525	45,862,990
Amortization of Deferred Capital Revenue	27,916,494	25,112,910
	<u>31,361,019</u>	<u>70,975,900</u>
Net Change for the year	63,151,250	93,335,442
Deferred Capital Revenue (includes Work in Progress), end of year, June 30th.	<u>732,557,868</u>	<u>669,406,618</u>

Work in progress amount as of June 30, 2021 was \$51,556,231 (June 30, 2020: \$138,546,267).

School District No. 36 (Surrey)

Notes to Financial Statements

Year Ended June 30, 2021

NOTE 9 EMPLOYEE FUTURE BENEFITS

Benefits include vested sick leave, accumulating non-vested sick leave, early retirement, retirement/severance and death benefits. Funding is provided when the benefits are paid and accordingly, there are no plan assets. Although no plan assets are uniquely identified, the School District has provided for the payment of these benefits.

	June 30, 2021	June 30, 2020
	\$	\$
Reconciliation of Accrued Benefit Obligation		
Accrued Benefit Obligation – April 1	13,110,227	14,424,654
Service Cost	762,994	724,634
Interest Cost	291,613	346,498
Benefit Payments	(1,490,638)	(1,817,292)
Increase (Decrease) in Obligation Due to Plan Amendment	-	-
Actuarial (Gain) Loss	(521,021)	(568,267)
Accrued Benefit Obligation – March 31	<u>12,153,175</u>	<u>13,110,227</u>
Reconciliation of Funded Status at End of Fiscal Year		
Accrued Benefit Obligation - March 31	12,153,175	13,110,227
Market Value of Plan Assets - March 31	-	-
Funded Status - Surplus (Deficit)	<u>(12,153,175)</u>	<u>(13,110,227)</u>
Employer Contributions After Measurement Date	147,892	98,836
Benefits Expense After Measurement Date	(265,713)	(263,652)
Unamortized Net Actuarial (Gain) Loss	(803,459)	(223,259)
Accrued Benefit Asset (Liability) - June 30	<u>(13,074,455)</u>	<u>(13,498,302)</u>
Reconciliation of Change in Accrued Benefit Liability		
Accrued Benefit Liability (Asset) - July 1	13,498,302	13,931,407
Net Expense for Fiscal Year	1,115,847	1,192,257
Employer Contributions	(1,539,694)	(1,625,362)
Accrued Benefit Liability (Asset) - June 30	<u>13,074,455</u>	<u>13,498,302</u>
Components of Net Benefit Expense		
Service Cost	762,576	734,224
Interest Cost	294,093	332,777
Immediate Recognition of Plan Amendment	-	-
Amortization of Net Actuarial (Gain)/Loss	59,178	125,256
Net Benefit Expense (Income)	<u>1,115,847</u>	<u>1,192,257</u>

School District No. 36 (Surrey)

Notes to Financial Statements

Year Ended June 30, 2021

NOTE 9 EMPLOYEE FUTURE BENEFITS *(Continued)*

The significant actuarial assumptions adopted for measuring the School District's accrued benefit obligations are:

	2021	2020
Discount Rate – April 1	2.25%	2.50%
Discount Rate – March 31	2.50%	2.25%
Long Term Salary Growth – April 1	2.50% + seniority	2.50% + seniority
Long Term Salary Growth – March 31	2.50% + seniority	2.50% + seniority
EARSL – March 31	8.6 years	8.6 years

NOTE 10 OTHER LIABILITIES

Vacation pay and banked overtime are recognized as an expense at the time the entitlement is earned through service.

	June 30, 2021	June 30, 2020
	\$	\$
Salaries and Benefits Payable	63,299,930	60,239,407
Accrued Vacation Payable	9,419,781	8,361,280
	72,719,711	68,600,687

School District No. 36 (Surrey)

Notes to Financial Statements

Year Ended June 30, 2021

NOTE 11 EMPLOYEE PENSION PLANS

The School District and its employees contribute to the Teachers' Pension Plan and Municipal Pension Plan, jointly trustee pension plans. The board of trustees for these plans, representing plan members and employers, are responsible for administering the plans, including investing assets and administering benefits. The plans are multi-employer defined benefit pension plans. Basic pension benefits provided are based on a formula. Defined contribution plan accounting is applied to the plans as the plans record accrued liabilities and accrued assets for each plan in aggregate, resulting in no consistent and reliable basis for allocating the obligation, plan assets and cost to individual employers participating in the plans. The School District's employer contributions to these plans in the fiscal year ended June 30, 2021 were \$64,088,192, (2020: \$60,459,152).

Every three years, an actuarial valuation is performed to assess the financial position of the plans and adequacy of plan funding. The actuary determines an appropriate combined employer and member contribution rate to fund the plans. The actuary's calculated contribution rate is based on the entry-age normal cost method, which produces the long-term rate of member and employer contributions sufficient to provide benefits for average future entrants to the plans. This rate may be adjusted for the amortization of any actuarial funding surplus and will be adjusted for the amortization of any unfunded actuarial liability.

Teachers' Pension Plan

The most recent actuarial valuation of the Teachers' Pension Plan as at December 31, 2017, indicated a \$1,656 million surplus for basic pension benefits on a going concern basis. The next valuation will be as at December 31, 2020 with results available in the last quarter of 2021.

As of December 31, 2020, The Teachers' Pension Plan has about 49,000 active members from school districts, and approximately 40,000 retired members from school districts.

Teacher Pension Plan is determined on a formula based on contribution rates as a percentage of salary. The following rates were used for 2021 and 2020 fiscal years.

For 2021	Employer
Flat percent of salary	11.30%
For 2020	Employer
Flat percent of salary	11.30%

(YMPE for 2020 set at \$58,700)

Municipal Pension Plan

The most recent actuarial valuation for the Municipal Pension Plan as at December 31, 2018, indicated a \$2,866 million funding surplus for basic pension benefits on a going concern basis. The next valuation will be December 31, 2021 with results available in 2022.

As of December 31, 2020, The Municipal Pension Plan has about 220,000 active members, of which approximately 28,000 are from school districts.

Municipal Pension Plan is determined on a formula based on contribution rate of 9.69% of salary for 2021 (2020: 9.69%).

School District No. 36 (Surrey)
Notes to Financial Statements
Year Ended June 30, 2021

NOTE 12 TANGIBLE CAPITAL ASSETS

June 30, 2021	Land	Building	Furniture and Equipment	Vehicles	Computer Software	Computer Hardware	2021 Total
	\$	\$	\$	\$	\$	\$	\$
Cost							
Beginning of year	396,550,455	1,330,954,198	53,165,045	9,848,708	2,282,812	20,889,998	1,813,691,216
Additions	5,222,344	96,009,206	10,603,139	245,778	-	4,181,592	116,262,059
Disposals	-	-	-	-	-	-	-
Deemed Disposals	-	-	(4,325,614)	(299,401)	(842,021)	(3,095,309)	(8,562,345)
Reclassification of land held for sale	(2,200,000)	-	-	-	-	-	(2,200,000)
Closing Balance	399,572,799	1,426,963,404	59,442,570	9,795,085	1,440,791	21,976,281	1,919,190,930
Accumulated Amortization							
Beginning Balance		545,328,682	21,235,191	3,490,529	1,487,803	9,835,561	581,377,766
Amortization		30,209,304	5,630,381	982,166	372,361	4,286,628	41,480,840
Disposals		-	-	-	-	-	-
Deemed Disposals		-	(4,325,614)	(299,401)	(842,021)	(3,095,309)	(8,562,345)
Closing Balance		575,537,986	22,539,958	4,173,294	1,018,143	11,026,880	614,296,261
Net Book Value	399,572,799	851,425,418	36,902,612	5,621,791	422,648	10,949,401	1,304,894,669

Cost at June 30th, 2021, includes work in progress on Buildings for \$60,162,761 that is not being amortized. Amortization of these assets will commence when the asset is put into service.

School District No. 36 (Surrey)
Notes to Financial Statements
Year Ended June 30, 2021

NOTE 12 TANGIBLE CAPITAL ASSETS *(Continued)*

June 30, 2020	Land	Building	Furniture and Equipment	Vehicles	Computer Software	Computer Hardware	2020 Total
	\$	\$	\$	\$	\$	\$	\$
Cost							
Beginning of year	330,101,120	1,202,072,143	46,568,570	8,688,402	3,228,752	18,568,187	1,609,227,174
Additions	66,747,061	128,882,055	9,814,086	1,523,024	-	3,545,321	210,511,547
Disposals	(297,726)	-	-	-	-	-	(297,726)
Deemed Disposals	-	-	(3,217,611)	(362,718)	(945,940)	(1,223,510)	(5,749,779)
Closing Balance	396,550,455	1,330,954,198	53,165,045	9,848,708	2,282,812	20,889,998	1,813,691,216
Accumulated Amortization							
Beginning Balance		517,727,045	19,466,121	2,926,416	1,882,586	7,113,253	549,115,421
Amortization		27,601,637	4,986,681	926,831	551,157	3,945,818	38,012,124
Disposals		-	-	-	-	-	-
Deemed Disposals		-	(3,217,611)	(362,718)	(945,940)	(1,223,510)	(5,749,779)
Closing Balance		545,328,682	21,235,191	3,490,529	1,487,803	9,835,561	581,377,766
Net Book Value	396,550,455	785,625,516	31,929,854	6,358,179	795,009	11,054,437	1,232,313,450

Cost at June 30th, 2020, includes work in progress on Buildings for \$155,340,168 that is not being amortized. Amortization of these assets will commence when the asset is put into service.

School District No. 36 (Surrey)

Notes to Financial Statements

Year Ended June 30, 2021

NOTE 13 INTERFUND TRANSFERS

The School District manages their accounts using three different funds – operating, special purpose and capital. Transfers between funds during the current year are as follows:

- Transfers of \$3,991,305 (2020: \$12,835,330) from the operating fund and \$4,874,330 (2020: \$2,599,222) from the special purpose fund, totalling \$8,865,635 (2020: \$15,434,552) to the capital fund, were made to purchase various capital assets;
- Transfers of \$5,000,000 were made to the operating fund from the capital fund's local capital (2020: transfer of \$6,445,237 from the operating fund to the capital fund's local capital). These transfers relate to the School District's use of and commitment to approved government capital projects, furniture and equipment, vehicles and other infrastructure upgrades.

NOTE 14 RELATED PARTY TRANSACTIONS

The School District is related through common ownership to all Province of British Columbia ministries, agencies, school districts, health authorities, colleges, universities, and crown corporations. Transactions with these entities, unless disclosed separately, are considered to be in the normal course of operations and are recorded at the exchange amount.

NOTE 15 OPERATING LEASE OBLIGATIONS

The School District has operating lease agreements for facilities that require payments over the next five fiscal years ending June 30 as follows:

2022	\$630,592
2023	\$578,043
2024	\$578,043
2025	\$461,034
2026	\$283,092

School District No. 36 (Surrey)

Notes to Financial Statements

Year Ended June 30, 2021

NOTE 16 CONTRACTUAL OBLIGATIONS

The School District has a total of \$69,479,265 (2020: \$96,325,338) of contractual obligations at year end related to the construction or renovation of buildings, which are funded from deferred capital revenues of Ministry of Education Bylaw capital, Restricted Capital, Land Capital, Local Capital Reserve funds and operating funds. Disclosure relates to the unperformed portion of the contracts.

Contractual Commitments:

Regent Road Elementary	\$ 11,830,509
Sullivan Heights Secondary	8,389,149
KB Woodward Elementary	8,012,285
Queen Elizabeth Secondary	6,676,450
Prince Charles Elementary	6,155,771
Grandview Heights Elementary	5,763,046
White Rock Elementary	4,348,870
Grandview Heights Secondary	3,163,577
George Greenaway Elementary	2,643,350
Holly Elementary	2,458,961
Jessie Lee Elementary	2,200,209
South Newton Elementary	1,840,720
Erma Stephenson Elementary	1,097,859
Ta'Talu Elementary	1,043,354
Douglas Elementary	587,415
Morgan Elementary	511,376
Sullivan Elementary	434,922
Brookside Elementary	363,299
AFG Functional Improvements	357,326
Maddaugh Elementary	306,837
Ocean Cliff Elementary	284,488
Coyote Creek Elementary	260,803
Cedar Hills Elementary	252,984
Edgewood Elementary	141,982
Sum of contractual commitments under \$100,000	353,724
Total Contractual Commitments	\$ 69,479,265

School District No. 36 (Surrey)

Notes to Financial Statements

Year Ended June 30, 2021

NOTE 17 CONTINGENT LIABILITIES

In the ordinary course of operations, the School District has legal proceedings brought against it and provisions have been included in liabilities where appropriate. It is the opinion of management that final determination of these claims will not have a material effect on the financial position or operations of the School District. The resulting loss on the District, if any, will be recorded in the period in which it is determinable.

NOTE 18 ASSET RETIREMENT OBLIGATION

Legal liabilities may exist for the removal or disposal of asbestos in schools that will undergo major renovations or demolition. The value of the liability for asbestos removal or disposal will be recognized in the period in which a reasonable estimate of fair value can be made. As at June 30, 2021 the liability is not reasonably determinable.

NOTE 19 EXPENSE BY OBJECT

	2021	2020
Salaries and Benefits	\$ 752,276,574	\$ 708,300,926
Services and Supplies	70,919,707	73,850,044
Amortization	41,499,590	38,012,124
Total	\$ 864,695,871	\$ 820,163,094

NOTE 20 INTERNALLY RESTRICTED – OPERATING FUND

The School District attributes a portion of the accumulated surplus to an internal operating fund and internally restricts for 2021: \$35,363,626 (2020: \$30,353,273). The detail of the internal restricted items are as follows:

2021-2022 Operating Budget	\$ 16,918,865
Addressing Learning Impacts	5,267,373
Transfer from Education Programs to ensure Future Capital Project Contribution	5,000,000
School Equity	2,234,844
Early Career Mentorship	1,384,652
Procurements Impacted by Global Supply Chain Shortages	1,189,843
Educational Assistants Contingency	1,053,008
Indigenous Learners Education Targeted Funds	773,057
Net School Operating Balance	547,989
Learning Resources Balance	443,995
Alternate Learning Structures	300,000
Research and Evaluation	250,000
Total Internally Restricted Items	\$ 35,363,626

School District No. 36 (Surrey)

Notes to Financial Statements

Year Ended June 30, 2021

NOTE 21 BUDGET FIGURES

Budget figures included in the financial statements are the School District's amended annual budget adopted by the Board of Education on February 10th, 2021 and reflect more current estimates on student full time equivalents, revenues and expenditures.

	Original Budget \$	Amended Budget \$	Change \$
Statement 2			
Revenue			
Provincial Grants			
Ministry of Education	784,691,792	811,510,551	26,818,759
Other	600,000	724,653	124,653
Municipal Grants Spent on Sites	-	-	-
Federal Grants	2,849,932	3,013,396	163,464
Tuition	13,155,277	12,506,434	(648,843)
Other Revenues	16,827,668	11,297,754	(5,529,914)
Rental and Leases	1,841,400	1,041,333	(800,067)
Investment Income	1,806,000	1,483,000	(323,000)
Gain on Disposal of Tangible Capital Assets	-	-	-
Amortization of Deferred Capital Revenue	27,729,215	28,224,779	495,564
Total Revenue	849,501,284	869,801,900	20,300,616
Expenses			
Instruction	721,494,740	732,305,504	10,810,764
District Administration	18,695,000	18,608,129	(86,871)
Operations and Maintenance	117,683,162	131,914,116	14,230,954
Transportation and Housing	6,962,342	6,943,529	(18,813)
Total Expense	864,835,244	889,771,278	24,936,034
Net Revenue (Expense)	(15,333,960)	(19,969,378)	(4,635,418)
Budgeted Allocation of Surplus (Deficit)	16,507,036	20,911,629	4,404,593
Budgeted Surplus (Deficit) for the Year	1,173,076	942,251	(230,825)
Statement 4			
Surplus (Deficit) for the year	(15,333,960)	(19,969,378)	(4,635,418)
Effect of change in Tangible Capital Assets			
Acquisition of Tangible Capital Assets	(115,178,457)	(123,733,182)	(8,554,725)
Amortization of Tangible Capital Assets	38,771,490	40,500,632	1,729,142
Net Carrying Value of Tangible Capital Assets Disposed of	-	-	-
Total Effects of change in Tangible Assets	(76,406,967)	(83,232,550)	(6,825,583)
(Increase) Decrease in Net Financial Assets (Debt)			
before Net Remeasurement Gains (Losses)	(91,740,927)	(103,201,928)	(11,461,001)

Statement 2

The significant changes between the original budget and amended were:

Revenues:

- Ministry of Education – Amended to reflect actual Operating grant adjustments of (\$8.3) million due to lower student enrolment, Special Purpose of \$36.4 million, including Safe Return grants of \$33.5 million, and capital revenue (\$1.2) million.
- Other Revenue – Amended to reflect a decrease in Special Purpose, including School Generated funds of (\$5.0 million).

School District No. 36 (Surrey)

Notes to Financial Statements

Year Ended June 30, 2021

NOTE 21 BUDGET FIGURES *(Continued)*

Expenses:

- Instruction – Increase to Special Purpose, new Ministry of Education grants, Safe Return to School and Federal Safe Return.
- Operations and Maintenance – Increase in Special Purpose, new Ministry of Education grants, Safe Return to School and Federal Safe Return

Statement 4

The significant changes between original budget and amended were:

- Revised forecast of Acquisition of Tangible Capital Assets
- Increase in anticipated Amortization of Capital assets

NOTE 22 RISK MANAGEMENT

The School District has exposure to the following risks from its use of financial instruments: credit risk, market risk and liquidity risk.

The Board ensures that the School District has identified its risks and ensures that management monitors and controls them.

a) Credit risk:

Credit risk is the risk of financial loss to an institution if a customer or counterparty to a financial instrument fails to meet its contractual obligations. Such risks arise principally from certain financial assets held consisting of cash, amounts receivable and investments.

The School District is exposed to credit risk in the event of non-performance by a borrower. This risk is mitigated as most amounts receivable are due from the Province and are collectible.

It is management's opinion that the School District is not exposed to significant credit risk associated with its cash deposits and investments as they are placed in recognized Canadian and British Columbia financial institutions.

b) Market risk:

Market risk is the risk that the fair value or future cash flows of a financial instrument will fluctuate because of changes in market prices. Market risk is comprised of currency risk and interest rate risk.

Currency risk is the risk that the fair value or future cash flows of a financial instrument will fluctuate because of changes in the foreign exchange rates. It is management's opinion that the School District is not exposed to significant currency risk, as amounts held and purchases made in foreign currency are insignificant.

Interest rate risk is the risk that the fair value or future cash flows of a financial instrument will fluctuate because of changes in the market interest rates. The School District is exposed to interest rate risk through its investments. The investment objectives are on protecting investments rather than the potential for superior returns. The School District has very low tolerance for risk with investments and prefers a low degree of price volatility.

c) Liquidity risk:

Liquidity risk is the risk that the School District will not be able to meet its financial obligations as they become due.

School District No. 36 (Surrey)

Notes to Financial Statements

Year Ended June 30, 2021

NOTE 22 **RISK MANAGEMENT** *(Continued)*

d) Liquidity risk (cont'd)

The School District manages liquidity risk by continually monitoring actual and forecasted cash flows from operations and anticipated investing activities to ensure, as far as possible, that it will always have sufficient liquidity to meet its liabilities when due, under both normal and stressed conditions, without incurring unacceptable losses or risking damage to the School District's reputation.

Risk Management and insurance services for all school districts in British Columbia are provided by the Risk Management Branch of the Ministry of Finance. There have been no changes to risk exposure from 2020 related to credit, market or liquidity risks.

NOTE 23 **CONTRACTUAL RIGHTS**

Contractual rights are rights to economic resources arising from contracts or agreements that will result in revenues and assets in the future. In October 2021, the School District is expecting to receive funds of approximately \$30,600,000, less non-refundable deposits of \$2,000,000, for the sale of one of its properties.

NOTE 24 **COMPARATIVE FIGURES**

Certain comparative figures have been restated where necessary to conform with current period presentation.

School District No. 36 (Surrey)

Schedule 1 (Unaudited)

Schedule of Changes in Accumulated Surplus (Deficit) by Fund
Year Ended June 30, 2021

	Operating Fund	Special Purpose Fund	Capital Fund	2021 Actual	2020 Actual
	\$	\$	\$	\$	\$
Accumulated Surplus (Deficit), beginning of year	30,353,273		593,721,716	624,074,989	558,784,848
Changes for the year					
Surplus (Deficit) for the year	14,987,149	4,874,330	(9,637,613)	10,223,866	65,290,141
Interfund Transfers					
Tangible Capital Assets Purchased	(3,991,305)	(4,874,330)	8,865,635	-	
Local Capital	5,000,000		(5,000,000)	-	
Net Changes for the year	15,995,844	-	(5,771,978)	10,223,866	65,290,141
Accumulated Surplus (Deficit), end of year - Statement 2	46,349,117	-	587,949,738	634,298,855	624,074,989

School District No. 36 (Surrey)

Schedule of Operating Operations

Year Ended June 30, 2021

Schedule 2 (Unaudited)

	2021 Budget \$	2021 Actual \$	2020 Actual \$
Revenues			
Provincial Grants			
Ministry of Education	720,429,894	724,965,428	711,453,365
Other	306,500	392,900	392,750
Federal Grants	2,913,396	2,856,605	3,148,023
Tuition	12,506,434	12,334,462	17,033,280
Other Revenue	1,252,322	1,433,443	2,246,162
Rentals and Leases	811,333	817,936	2,485,588
Investment Income	1,240,000	1,513,369	2,140,102
Total Revenue	739,459,879	744,314,143	738,899,270
Expenses			
Instruction	650,395,473	635,545,253	621,413,603
District Administration	18,608,129	15,336,142	14,967,372
Operations and Maintenance	78,429,902	71,844,305	73,252,023
Transportation and Housing	6,898,762	6,601,294	5,188,529
Total Expense	754,332,266	729,326,994	714,821,527
Operating Surplus (Deficit) for the year	(14,872,387)	14,987,149	24,077,743
Budgeted Appropriation (Retirement) of Surplus (Deficit)	20,911,629		
Net Transfers (to) from other funds			
Tangible Capital Assets Purchased	(6,039,242)	(3,991,305)	(12,835,330)
Local Capital	-	5,000,000	(6,445,237)
Total Net Transfers	(6,039,242)	1,008,695	(19,280,567)
Total Operating Surplus (Deficit), for the year	-	15,995,844	4,797,176
Operating Surplus (Deficit), beginning of year		30,353,273	25,556,097
Operating Surplus (Deficit), end of year		46,349,117	30,353,273
Operating Surplus (Deficit), end of year			
Internally Restricted (Note 20)		35,363,626	30,353,273
Unrestricted		10,985,491	
Total Operating Surplus (Deficit), end of year		46,349,117	30,353,273

School District No. 36 (Surrey)

Schedule 2A (Unaudited)

Schedule of Operating Revenue by Source

Year Ended June 30, 2021

	2021 Budget \$	2021 Actual \$	2020 Actual \$
Provincial Grants - Ministry of Education			
Operating Grant, Ministry of Education	690,149,421	694,134,946	685,270,252
ISC/LEA Recovery	(122,892)	(84,483)	(122,892)
Other Ministry of Education Grants			
Pay Equity	6,861,222	6,861,224	6,861,224
Funding for Graduated Adults	1,749,034	2,260,632	2,638,726
Student Transportation Fund	72,999	72,999	72,999
Carbon Tax Grant			489,466
Employer Health Tax Grant			5,605,276
Support Staff Benefits Grant	936,729	936,729	-
Support Staff Wage Increase Funding			2,805,458
Teachers' Labour Settlement Funding	19,190,731	19,190,731	7,923,672
Early Career Mentorship Funding	1,535,000	1,535,000	
Miscellaneous	57,650	45,719	59,650
Benefit Funding			620,777
Compliance Audit Recovery			(771,243)
Early Learning Framework		11,931	
Total Provincial Grants - Ministry of Education	720,429,894	724,965,428	711,453,365
Provincial Grants - Other	306,500	392,900	392,750
Federal Grants	2,913,396	2,856,605	3,148,023
Tuition			
Continuing Education	1,408,538	1,190,348	1,209,328
International and Out of Province Students	11,097,896	11,144,114	15,823,952
Total Tuition	12,506,434	12,334,462	17,033,280
Other Revenues			
Funding from First Nations	122,892	84,483	122,892
Miscellaneous			
Teaching Kitchen	641	78,642	526,407
Energy Management	120,000	94,764	127,500
Worksafe BC	675,000	727,318	651,221
Other Miscellaneous	333,789	448,236	818,142
Total Other Revenue	1,252,322	1,433,443	2,246,162
Rentals and Leases	811,333	817,936	2,485,588
Investment Income	1,240,000	1,513,369	2,140,102
Total Operating Revenue	739,459,879	744,314,143	738,899,270

School District No. 36 (Surrey)

Schedule of Operating Expense by Object

Year Ended June 30, 2021

Schedule 2B (Unaudited)

	2021 Budget	2021 Actual	2020 Actual
	\$	\$	\$
Salaries			
Teachers	348,617,504	349,526,661	343,162,204
Principals and Vice Principals	34,510,738	34,425,161	32,413,584
Educational Assistants	77,067,664	71,603,413	70,845,590
Support Staff	60,626,897	58,502,429	58,302,305
Other Professionals	11,112,280	11,250,789	10,567,804
Substitutes	24,755,838	19,876,846	19,111,788
Total Salaries	556,690,921	545,185,299	534,403,275
Employee Benefits	132,649,218	128,472,543	123,960,643
Total Salaries and Benefits	689,340,139	673,657,842	658,363,918
Services and Supplies			
Services	21,538,975	17,849,267	18,658,733
Student Transportation	5,455,156	5,005,217	4,021,175
Professional Development and Travel	2,646,473	1,211,914	1,881,140
Rentals and Leases	886,270	824,344	860,145
Dues and Fees	1,247,086	1,245,316	1,130,697
Insurance	1,735,973	1,478,341	1,485,551
Supplies	21,119,694	17,660,841	18,397,897
Utilities	10,362,500	10,393,912	10,022,271
Total Services and Supplies	64,992,127	55,669,152	56,457,609
Total Operating Expense	754,332,266	729,326,994	714,821,527

School District No. 36 (Surrey)

Schedule 2C (Unaudited)

Operating Expense by Function, Program and Object

Year Ended June 30, 2021

	Teachers Salaries	Principals and Vice Principals Salaries	Educational Assistants Salaries	Support Staff Salaries	Other Professionals Salaries	Substitutes Salaries	Total Salaries
	\$	\$	\$	\$	\$	\$	\$
1 Instruction							
1.02 Regular Instruction	266,717,084	7,893,810	(2,185)	5,677,639	956,463	9,077,519	290,320,330
1.03 Career Programs	3,658,537	128,990	-	1,384,844	-	191,849	5,364,220
1.07 Library Services	7,206,412	-	-	735,323	83,702	336,968	8,362,405
1.08 Counselling	9,104,353	-	-	-	-	403,003	9,507,356
1.10 Special Education	42,208,999	-	68,392,895	1,035,184	-	5,984,036	117,621,114
1.30 English Language Learning	13,756,500	-	445,296	-	-	607,193	14,808,989
1.31 Indigenous Education	1,199,692	146,431	1,461,034	82,478	174,945	147,626	3,212,206
1.41 School Administration	2,070	24,955,244	-	13,625,264	-	993,962	39,576,540
1.60 Summer School	1,567,433	178,324	20,832	82,747	-	-	1,849,336
1.61 Continuing Education	427,689	34,921	-	26,530	-	-	489,140
1.62 International and Out of Province Students	3,057,392	303,230	51,569	866,789	311,662	125,789	4,716,431
1.64 Other	325,480	147,048	1,224,143	100,893	106,660	-	1,904,224
Total Function 1	349,231,641	33,787,998	71,593,584	23,617,691	1,633,432	17,867,945	497,732,291
4 District Administration							
4.11 Educational Administration	192,122	139,653	-	197,816	1,969,920	-	2,499,511
4.40 School District Governance	-	-	-	247,757	440,303	-	688,060
4.41 Business Administration	27,745	497,510	-	3,213,723	3,904,162	7,269	7,650,409
Total Function 4	219,867	637,163	-	3,659,296	6,314,385	7,269	10,837,980
5 Operations and Maintenance							
5.41 Operations and Maintenance Administration	75,153	-	9,829	1,102,096	1,672,830	16,727	2,876,635
5.50 Maintenance Operations	-	-	-	26,897,130	1,328,245	1,905,511	30,130,886
5.52 Maintenance of Grounds	-	-	-	2,486,357	189,197	36,692	2,712,246
5.56 Utilities	-	-	-	-	-	-	-
Total Function 5	75,153	-	9,829	30,485,583	3,190,272	1,958,930	35,719,767
7 Transportation and Housing							
7.41 Transportation and Housing Administration	-	-	-	102,837	112,700	-	215,537
7.70 Student Transportation	-	-	-	637,022	-	42,702	679,724
7.73 Housing	-	-	-	-	-	-	-
Total Function 7	-	-	-	739,859	112,700	42,702	895,261
9 Debt Services							
Total Function 9	-	-	-	-	-	-	-
Total Functions 1 - 9	349,526,661	34,425,161	71,603,413	58,502,429	11,250,789	19,876,846	545,185,299

School District No. 36 (Surrey)

Schedule 2C (Unaudited)

Operating Expense by Function, Program and Object

Year Ended June 30, 2021

	Total Salaries	Employee Benefits	Total Salaries and Benefits	Services and Supplies	2021 Actual	2021 Budget	2020 Actual
	\$	\$	\$	\$	\$	\$	\$
1 Instruction							
1.02 Regular Instruction	290,320,330	67,332,278	357,652,608	9,679,625	367,332,233	367,657,069	361,016,622
1.03 Career Programs	5,364,220	1,296,505	6,660,725	662,595	7,323,320	7,637,459	7,289,664
1.07 Library Services	8,362,405	1,953,697	10,316,102	4,500,804	14,816,906	16,654,681	13,551,065
1.08 Counselling	9,507,356	2,228,024	11,735,380	-	11,735,380	11,792,367	11,242,439
1.10 Special Education	117,621,114	30,274,470	147,895,584	2,209,799	150,105,383	159,656,499	143,199,151
1.30 English Language Learning	14,808,989	3,471,212	18,280,201	855	18,281,056	17,838,449	17,113,902
1.31 Indigenous Education	3,212,206	789,686	4,001,892	147,830	4,149,722	4,921,643	4,207,309
1.41 School Administration	39,576,540	8,692,365	48,268,905	1,302,183	49,571,088	51,034,771	46,860,439
1.60 Summer School	1,849,336	340,963	2,190,299	13,993	2,204,292	2,456,252	3,098,493
1.61 Continuing Education	489,140	50,135	539,275	133,134	672,409	687,404	621,751
1.62 International and Out of Province Students	4,716,431	1,085,985	5,802,416	1,095,768	6,898,184	7,535,004	10,653,933
1.64 Other	1,904,224	433,017	2,337,241	118,039	2,455,280	2,523,875	2,558,835
Total Function 1	497,732,291	117,948,337	615,680,628	19,864,625	635,545,253	650,395,473	621,413,603
4 District Administration							
4.11 Educational Administration	2,499,511	489,005	2,988,516	759,490	3,748,006	5,804,658	3,693,226
4.40 School District Governance	688,060	102,269	790,329	234,823	1,025,152	1,122,178	1,033,405
4.41 Business Administration	7,650,409	1,645,973	9,296,382	1,266,602	10,562,984	11,681,293	10,240,741
Total Function 4	10,837,980	2,237,247	13,075,227	2,260,915	15,336,142	18,608,129	14,967,372
5 Operations and Maintenance							
5.41 Operations and Maintenance Administration	2,876,635	580,238	3,456,873	1,724,456	5,181,329	6,155,987	6,526,928
5.50 Maintenance Operations	30,130,886	6,871,808	37,002,694	13,036,610	50,039,304	54,449,018	50,211,221
5.52 Maintenance of Grounds	2,712,246	629,753	3,341,999	1,173,020	4,515,019	5,253,334	4,789,946
5.56 Utilities	-	-	-	12,108,653	12,108,653	12,571,563	11,723,928
Total Function 5	35,719,767	8,081,799	43,801,566	28,042,739	71,844,305	78,429,902	73,252,023
7 Transportation and Housing							
7.41 Transportation and Housing Administration	215,537	44,890	260,427	1,226	261,653	319,432	313,009
7.70 Student Transportation	679,724	160,270	839,994	5,499,647	6,339,641	6,579,330	4,875,520
7.73 Housing	-	-	-	-	-	-	-
Total Function 7	895,261	205,160	1,100,421	5,500,873	6,601,294	6,898,762	5,188,529
9 Debt Services							
Total Function 9	-	-	-	-	-	-	-
Total Functions 1 - 9	545,185,299	128,472,543	673,657,842	55,669,152	729,326,994	754,332,266	714,821,527

School District No. 36 (Surrey)

Schedule of Special Purpose Operations

Year Ended June 30, 2021

Schedule 3 (Unaudited)

	2021 Budget \$	2021 Actual \$	2020 Actual \$
Revenues			
Provincial Grants			
Ministry of Education	89,317,209	88,958,822	52,998,911
Other	418,153	738,768	489,076
Federal Grants	100,000	29,910	800,302
Other Revenue	9,978,432	9,008,746	15,621,528
Investment Income	3,000	7,371	18,848
Total Revenue	99,816,794	98,743,617	69,928,665
Expenses			
Instruction	81,910,031	81,363,135	67,061,746
Operations and Maintenance	12,983,582	12,464,019	267,083
Transportation and Housing	44,767	42,133	614
Total Expense	94,938,380	93,869,287	67,329,443
Special Purpose Surplus (Deficit) for the year	4,878,414	4,874,330	2,599,222
Net Transfers (to) from other funds			
Tangible Capital Assets Purchased	(4,878,414)	(4,874,330)	(2,599,222)
Total Net Transfers	(4,878,414)	(4,874,330)	(2,599,222)
Total Special Purpose Surplus (Deficit) for the year	-	-	-
Special Purpose Surplus (Deficit), beginning of year			
Special Purpose Surplus (Deficit), end of year		-	-

School District No. 36 (Surrey)

Changes in Special Purpose Funds and Expense by Object
Year Ended June 30, 2021

	Annual Facility Grant	Learning Improvement Fund	Scholarships and Bursaries	School Generated Funds	Strong Start	Ready, Set, Learn	OLEP	CommunityLINK	Classroom Enhancement Fund - Overhead
	\$	\$	\$	\$	\$	\$	\$	\$	\$
Deferred Revenue, beginning of year		-	596,602	4,242,384	4,396	169,110	97,384	401,274	-
Add: Restricted Grants									
Provincial Grants - Ministry of Education	2,362,029	2,547,102			736,000	249,900	550,428	4,017,294	1,328,788
Provincial Grants - Other									
Federal Grants									
Other			467,694	5,950,536			6,181	92,989	
Investment Income	1,080		6,291						
	2,363,109	2,547,102	473,985	5,950,536	736,000	249,900	556,609	4,110,283	1,328,788
Less: Allocated to Revenue	2,363,109	2,547,099	369,848	6,604,399	703,052	246,437	557,213	3,918,889	1,328,788
Deferred Revenue, end of year	-	3	700,739	3,588,521	37,344	172,573	96,780	592,668	-
Revenues									
Provincial Grants - Ministry of Education	2,362,029	2,547,099			703,052	246,437	551,032	3,825,900	1,328,788
Provincial Grants - Other									
Federal Grants									
Other Revenue			363,557	6,604,399			6,181	92,989	
Investment Income	1,080		6,291						
	2,363,109	2,547,099	369,848	6,604,399	703,052	246,437	557,213	3,918,889	1,328,788
Expenses									
Salaries									
Teachers	-					25,877	166,838		17,389
Principals and Vice Principals	-					-			60,408
Educational Assistants	-	2,040,080				-		300,000	
Support Staff	560				494,389	59		1,842,537	45,085
Other Professionals	111,058				17,129	68,515		243,649	131,614
Substitutes		108,089			13,694	-		35,765	780,549
	111,618	2,148,169	-	-	525,212	94,451	166,838	2,421,951	1,035,045
Employee Benefits	19,751	398,930			165,975	15,308	29,588	612,007	181,340
Services and Supplies	175,929		369,848	6,604,399	11,865	136,678	360,787	884,931	112,403
	307,298	2,547,099	369,848	6,604,399	703,052	246,437	557,213	3,918,889	1,328,788
Net Revenue (Expense) before Interfund Transfers	2,055,811	-	-	-	-	-	-	-	-
Interfund Transfers									
Tangible Capital Assets Purchased	(2,055,811)								
	(2,055,811)	-	-	-	-	-	-	-	-
Net Revenue (Expense)	-	-	-	-	-	-	-	-	-

School District No. 36 (Surrey)

Changes in Special Purpose Funds and Expense by Object
Year Ended June 30, 2021

	Classroom Enhancement Fund - Staffing	Classroom Enhancement Fund - Remedies	First Nation Student Transportation	Mental Health in Schools	Changing Results for Young Children	Safe Return to School Grant	Federal Safe Return to Class Fund	Adolescent Psychiatric Unit	Adolescent Day Treatment
	\$	\$	\$	\$	\$	\$	\$	\$	\$
Deferred Revenue, beginning of year	148,137	800,615	44,767	1,443	43,534			32,900	-
Add: Restricted Grants									
Provincial Grants - Ministry of Education	40,637,513	737,159	3,793	47,000	30,250	5,200,661	29,148,015	135,900	504,100
Provincial Grants - Other									
Federal Grants									
Other					1,150				
Investment Income									
	40,637,513	737,159	3,793	47,000	31,400	5,200,661	29,148,015	135,900	504,100
Less: Allocated to Revenue	40,762,216	988,406	42,133	44,928	34,369	5,200,661	29,148,015	124,625	449,514
Deferred Revenue, end of year	23,434	549,368	6,427	3,515	40,565	-	-	44,175	54,586
Revenues									
Provincial Grants - Ministry of Education	40,762,216	988,406	42,133	44,928	34,369	5,200,661	29,148,015	124,625	449,514
Provincial Grants - Other									
Federal Grants									
Other Revenue									
Investment Income									
	40,762,216	988,406	42,133	44,928	34,369	5,200,661	29,148,015	124,625	449,514
Expenses									
Salaries									
Teachers	32,987,146	988,406	-		9,439		9,952,967	53,934	242,167
Principals and Vice Principals			-				-		-
Educational Assistants			-				1,358,256	28,291	67,019
Support Staff			35,397		1,928	2,280,057	4,050,256		-
Other Professionals			-				260,279		-
Substitutes			118				4,189,481		770
	32,987,146	988,406	35,515	-	11,367	2,280,057	19,811,239	82,225	309,956
Employee Benefits	7,775,070		6,618		346	547,214	4,609,674	19,414	75,756
Services and Supplies				44,928	22,656	2,042,586	2,493,248	22,986	63,802
	40,762,216	988,406	42,133	44,928	34,369	4,869,857	26,914,161	124,625	449,514
Net Revenue (Expense) before Interfund Transfers	-	-	-	-	-	330,804	2,233,854	-	-
Interfund Transfers									
Tangible Capital Assets Purchased						(330,804)	(2,233,854)		
	-	-	-	-	-	(330,804)	(2,233,854)	-	-
Net Revenue (Expense)	-	-	-	-	-	-	-	-	-

School District No. 36 (Surrey)

Changes in Special Purpose Funds and Expense by Object
Year Ended June 30, 2021

Schedule 3A (Unaudited)

	Am'ut	Daughters& Sisters P.L.E.A.	Waypoint	Donations	Surrey Wrap	Community Schools Other	New Safe Schools Civi Forfeiture -Pro	Literacy Innovation	Rapid Response Fund
	\$	\$	\$	\$	\$	\$	\$	\$	\$
Deferred Revenue, beginning of year	24,353	-	-	1,219,905	401,035	1,134,231		7,766	
Add: Restricted Grants									
Provincial Grants - Ministry of Education	29,140	161,000	150,220						240,000
Provincial Grants - Other						118,500	74,368		
Federal Grants					82	-			
Other				1,355,002	30,000	533,572			
Investment Income									
	29,140	161,000	150,220	1,355,002	30,082	652,072	74,368	-	240,000
Less: Allocated to Revenue	38,939	160,970	149,112	942,701	24,220	597,271	-	7,766	240,000
Deferred Revenue, end of year	14,554	30	1,108	1,632,206	406,897	1,189,032	74,368	-	-
Revenues									
Provincial Grants - Ministry of Education	38,939	160,970	149,112					7,766	240,000
Provincial Grants - Other						118,500			
Federal Grants									
Other Revenue				942,701	24,220	478,771			
Investment Income									
	38,939	160,970	149,112	942,701	24,220	597,271	-	7,766	240,000
Expenses									
Salaries									
Teachers	25,679	101,900	101,027			-			
Principals and Vice Principals		-				-			
Educational Assistants		14,619	18,927			3,365			
Support Staff				3,749		197,927			31,694
Other Professionals									12,240
Substitutes									-
	25,679	116,519	119,954	3,749	-	201,292	-	-	43,934
Employee Benefits	6,979	26,316	10,250	672		48,934			5,882
Services and Supplies	6,281	18,135	18,908	912,214	24,220	347,045		7,766	190,184
	38,939	160,970	149,112	916,635	24,220	597,271	-	7,766	240,000
Net Revenue (Expense) before Interfund Transfers	-	-	-	26,066	-	-	-	-	-
Interfund Transfers									
Tangible Capital Assets Purchased				(26,066)					
	-	-	-	(26,066)	-	-	-	-	-
Net Revenue (Expense)	-	-	-	-	-	-	-	-	-

School District No. 36 (Surrey)

Changes in Special Purpose Funds and Expense by Object
Year Ended June 30, 2021

	PAC Contributions	Indigenous Ed Windspeaker	Safe Program	K transitions	Gang Prevention (BC)	Discover Trades	TOTAL
	\$	\$	\$	\$	\$	\$	\$
Deferred Revenue, beginning of year	193,304	62,074	81,874	26,112	168,153		9,901,353
Add: Restricted Grants							
Provincial Grants - Ministry of Education							88,816,292
Provincial Grants - Other					500,000	15,000	707,868
Federal Grants		54,166					54,248
Other	537,991		47,704				9,022,819
Investment Income							7,371
	537,991	54,166	47,704	-	500,000	15,000	98,608,598
Less: Allocated to Revenue	378,246	29,910	117,682	2,831	605,417	14,851	98,743,617
Deferred Revenue, end of year	353,049	86,330	11,896	23,281	62,736	149	9,766,334
Revenues							
Provincial Grants - Ministry of Education				2,831			88,958,822
Provincial Grants - Other					605,417	14,851	738,768
Federal Grants		29,910					29,910
Other Revenue	378,246		117,682				9,008,746
Investment Income							7,371
	378,246	29,910	117,682	2,831	605,417	14,851	98,743,617
Expenses							
Salaries							
Teachers				-	56,667		44,729,436
Principals and Vice Principals				-			60,408
Educational Assistants				-			3,830,557
Support Staff			46,835	323	240,334		9,271,130
Other Professionals				-	98,540		943,024
Substitutes				-			5,128,466
	-	-	46,835	323	395,541	-	63,963,021
Employee Benefits			12,041	59	87,587		14,655,711
Services and Supplies	150,451	29,910	58,806	2,449	122,289	14,851	15,250,555
	150,451	29,910	117,682	2,831	605,417	14,851	93,869,287
Net Revenue (Expense) before Interfund Transfers	227,795	-	-	-	-	-	4,874,330
Interfund Transfers							
Tangible Capital Assets Purchased	(227,795)						(4,874,330)
	(227,795)	-	-	-	-	-	(4,874,330)
Net Revenue (Expense)	-	-	-	-	-	-	-

School District No. 36 (Surrey)

Schedule of Capital Operations

Year Ended June 30, 2021

Schedule 4 (Unaudited)

	2021	2021 Actual			2020
	Budget	Invested in Tangible	Local	Fund	Actual
	\$	Capital Assets	Capital	Balance	\$
Revenues					
Provincial Grants					
Ministry of Education	1,763,448	3,444,473		3,444,473	43,883,207
Municipal Grants Spent on Sites		52		52	1,979,783
Other Revenue	67,000		235,495	235,495	562,926
Rentals and Leases	230,000			-	
Investment Income	240,000		183,213	183,213	711,964
Gain (Loss) on Disposal of Tangible Capital Assets		63,500		63,500	4,374,510
Amortization of Deferred Capital Revenue	28,224,779	27,916,494		27,916,494	25,112,910
Total Revenue	30,525,227	31,424,519	418,708	31,843,227	76,625,300
Expenses					
Amortization of Tangible Capital Assets					
Operations and Maintenance	40,500,632	41,480,840		41,480,840	38,012,124
Total Expense	40,500,632	41,480,840	-	41,480,840	38,012,124
Capital Surplus (Deficit) for the year	(9,975,405)	(10,056,321)	418,708	(9,637,613)	38,613,176
Net Transfers (to) from other funds					
Tangible Capital Assets Purchased	10,917,656	8,865,635		8,865,635	15,434,552
Local Capital			(5,000,000)	(5,000,000)	6,445,237
Total Net Transfers	10,917,656	8,865,635	(5,000,000)	3,865,635	21,879,789
Other Adjustments to Fund Balances					
District Portion of Proceeds on Disposal		(63,500)	63,500	-	
Tangible Capital Assets Purchased from Local Capital		9,748,941	(9,748,941)	-	
Tangible Capital Assets WIP Purchased from Local Capital		5,226,292	(5,226,292)	-	
Total Other Adjustments to Fund Balances		14,911,733	(14,911,733)	-	
Total Capital Surplus (Deficit) for the year	942,251	13,721,047	(19,493,025)	(5,771,978)	60,492,965
Capital Surplus (Deficit), beginning of year		572,028,379	21,693,337	593,721,716	533,228,751
Capital Surplus (Deficit), end of year		585,749,426	2,200,312	587,949,738	593,721,716

School District No. 36 (Surrey)

Schedule 4A (Unaudited)

Tangible Capital Assets

Year Ended June 30, 2021

	Sites	Buildings	Furniture and Equipment	Vehicles	Computer Software	Computer Hardware	Total
	\$	\$	\$	\$	\$	\$	\$
Cost, beginning of year	396,550,455	1,175,614,030	53,165,045	9,848,708	2,282,812	20,889,998	1,658,351,048
Changes for the Year							
Increase:							
Purchases from:							
Deferred Capital Revenue - Bylaw	3,444,473	46,055,210	5,748,171	84,948		1,374,909	56,707,711
Deferred Capital Revenue - Other	52	1,458,321	-				1,458,373
Operating Fund	-	496	2,322,801	160,830		1,507,178	3,991,305
Special Purpose Funds	-	1,957,541	1,617,284	-		1,299,505	4,874,330
Local Capital	1,777,819	7,056,239	914,883	-		-	9,748,941
Transferred from Work in Progress		134,658,806					134,658,806
	5,222,344	191,186,613	10,603,139	245,778	-	4,181,592	211,439,466
Decrease:							
Deemed Disposals			4,325,614	299,401	842,021	3,095,309	8,562,345
Reclassification of land held for sale	2,200,000						2,200,000
	2,200,000	-	4,325,614	299,401	842,021	3,095,309	10,762,345
Cost, end of year	399,572,799	1,366,800,643	59,442,570	9,795,085	1,440,791	21,976,281	1,859,028,169
Work in Progress, end of year		60,162,761					60,162,761
Cost and Work in Progress, end of year	399,572,799	1,426,963,404	59,442,570	9,795,085	1,440,791	21,976,281	1,919,190,930
Accumulated Amortization, beginning of year		545,328,682	21,235,191	3,490,529	1,487,803	9,835,561	581,377,766
Changes for the Year							
Increase: Amortization for the Year		30,209,304	5,630,381	982,166	372,361	4,286,628	41,480,840
Decrease:							
Deemed Disposals			4,325,614	299,401	842,021	3,095,309	8,562,345
			4,325,614	299,401	842,021	3,095,309	8,562,345
Accumulated Amortization, end of year		575,537,986	22,539,958	4,173,294	1,018,143	11,026,880	614,296,261
Tangible Capital Assets - Net	399,572,799	851,425,418	36,902,612	5,621,791	422,648	10,949,401	1,304,894,669

School District No. 36 (Surrey)

Schedule 4B (Unaudited)

Tangible Capital Assets - Work in Progress

Year Ended June 30, 2021

	Buildings	Furniture and Equipment	Computer Software	Computer Hardware	Total
	\$	\$	\$	\$	\$
Work in Progress, beginning of year	155,340,168				155,340,168
Changes for the Year					
Increase:					
Deferred Capital Revenue - Bylaw	33,627,863				33,627,863
Deferred Capital Revenue - Other	627,244				627,244
Local Capital	5,226,292				5,226,292
	39,481,399	-	-	-	39,481,399
Decrease:					
Transferred to Tangible Capital Assets	134,658,806				134,658,806
	134,658,806	-	-	-	134,658,806
Net Changes for the Year	(95,177,407)	-	-	-	(95,177,407)
Work in Progress, end of year	60,162,761	-	-	-	60,162,761

School District No. 36 (Surrey)

Schedule 4C (Unaudited)

Deferred Capital Revenue

Year Ended June 30, 2021

	Bylaw Capital	Other Provincial	Other Capital	Total Capital
	\$	\$	\$	\$
Deferred Capital Revenue, beginning of year	500,275,152	21,463,652		521,738,804
Changes for the Year				
Increase:				
Transferred from Deferred Revenue - Capital Additions	53,263,238	1,458,321		54,721,559
Transferred from Work in Progress	116,865,093	4,380,050		121,245,143
	170,128,331	5,838,371	-	175,966,702
Decrease:				
Amortization of Deferred Capital Revenue	27,128,148	788,346		27,916,494
	27,128,148	788,346	-	27,916,494
Net Changes for the Year	143,000,183	5,050,025	-	148,050,208
Deferred Capital Revenue, end of year	643,275,335	26,513,677	-	669,789,012
Work in Progress, beginning of year	134,166,218	4,380,049		138,546,267
Changes for the Year				
Increase				
Transferred from Deferred Revenue - Work in Progress	33,627,863	627,244		34,255,107
	33,627,863	627,244	-	34,255,107
Decrease				
Transferred to Deferred Capital Revenue	116,865,093	4,380,050		121,245,143
	116,865,093	4,380,050	-	121,245,143
Net Changes for the Year	(83,237,230)	(3,752,806)	-	(86,990,036)
Work in Progress, end of year	50,928,988	627,243	-	51,556,231
Total Deferred Capital Revenue, end of year	694,204,323	27,140,920	-	721,345,243

School District No. 36 (Surrey)

Changes in Unspent Deferred Capital Revenue
Year Ended June 30, 2021

Schedule 4D (Unaudited)

	Bylaw Capital	MEd Restricted Capital	Other Provincial Capital	Land Capital	Other Capital	Total
	\$	\$	\$	\$	\$	\$
Balance, beginning of year	-	4,481,472	2,936,090	1,703,985		9,121,547
Changes for the Year						
Increase:						
Provincial Grants - Ministry of Education	90,335,574					90,335,574
Provincial Grants - Other			1,341,885			1,341,885
Investment Income		42,529		33,286		75,815
Sale of Capital Assets		190,500				190,500
Other revenue		18,287				18,287
Local Government Site Fees				2,550,208		2,550,208
	90,335,574	251,316	1,341,885	2,583,494	-	94,512,269
Decrease:						
Transferred to DCR - Capital Additions	53,263,238	1,458,321				54,721,559
Transferred to DCR - Work in Progress	33,627,863		627,244			34,255,107
Transferred to Revenue - Site Purchases	3,444,473			52		3,444,525
	90,335,574	1,458,321	627,244	52	-	92,421,191
Net Changes for the Year	-	(1,207,005)	714,641	2,583,442	-	2,091,078
Balance, end of year	-	3,274,467	3,650,731	4,287,427	-	11,212,625

BOARD OF EDUCATION OF SCHOOL DISTRICT NO. 36 (SURREY)

UNAUDITED SCHEDULE OF DEBTS As At June 30, 2021

Schedule 1

Information on all long term debt is included in the School District Audited Financial Statements.

Prepared under the *Financial Information Regulation*, Schedule 1, section 4.

BOARD OF EDUCATION OF SCHOOL DISTRICT NO. 36 (SURREY)

UNAUDITED SCHEDULE OF GUARANTEE AND INDEMNITY AGREEMENTS For The Year Ended June 30, 2021

Schedule 2

The Board of Education of School District No. 36 (Surrey) has not given any guarantee or indemnity under the Guarantees and Indemnities Regulation.

Prepared under the *Financial Information Regulation*, Schedule 1, section 5.

BOARD OF EDUCATION OF SCHOOL DISTRICT NO. 36 (SURREY)

UNAUDITED SCHEDULE OF FINANCIAL INFORMATION REMUNERATION AND EXPENSES - ELECTED OFFICIALS For The Year Ended June 30, 2021

Schedule 3

NAME	POSITION	REMUNERATION	EXPENSES
ALLEN, TERRY	ELECTED TRUSTEE	43,522	2,348
HOLMES, ROBERT GERALD	ELECTED TRUSTEE	40,486	961
LARSEN, LAURIE	ELECTED TRUSTEE	46,558	1,607
MCNALLY, LAURAE W.	ELECTED TRUSTEE	40,486	1,532
THIND, GURPREET S	ELECTED TRUSTEE	36,746	289
TYMOSCHUK, GARY DANIEL	ELECTED TRUSTEE	40,486	1,639
WILSON, SHAWN W	ELECTED TRUSTEE	40,486	1,577
TOTAL FOR ELECTED OFFICIALS		288,770	9,952

Prepared under the *Financial Information Regulation*, Schedule 1, subsection 6 (2)(a)

BOARD OF EDUCATION OF SCHOOL DISTRICT NO. 36 (SURREY)

UNAUDITED SCHEDULE OF FINANCIAL INFORMATION REMUNERATION AND EXPENSES - EMPLOYEES For The Year Ended June 30, 2021

Schedule 4

DEFINITIONS

The *Financial Information Regulation*, Schedule 1, subsection 6(1) provides the following definitions in relation to remuneration and expenses paid in respect of employees.

Remuneration -

- (a) includes any form of salary, wages, bonuses, gratuities, taxable benefits except MSP, payment into trust or any form of income deferral paid by the corporation to the employee or on behalf of the employee during the fiscal year being reported upon, whether or not such remuneration is reported under the Income Tax Act (Canada), and
- (b) does not include anything payable under a severance agreement.

Expenses

- (a) includes travel expenses, memberships, tuition, relocation, vehicle leases, extraordinary hiring expenses, registration fees and similar amounts paid directly to an employee, or to a third party on behalf of the employee, and which has not been included in "remuneration",
- (b) is not limited to expenses that are generally perceived as perquisites, or bestowing personal benefit, and may include expenditures required for employees to perform their job functions, and
- (c) excludes benefits of a general nature applicable to all employees pursuant to an agreement such as medical, dental, counselling, insurance and similar plans

BOARD OF EDUCATION OF SCHOOL DISTRICT NO. 36 (SURREY)

UNAUDITED SCHEDULE OF FINANCIAL INFORMATION REMUNERATION AND EXPENSES - EMPLOYEES For The Year Ended June 30, 2021

Schedule 4

NAME	REMUNERATION	EXPENSES	POSITION
AAKU, MICHAEL M.	94,523	0	TEACHING STAFF
ABDELMALAK, NERMIN	78,088	0	TEACHING STAFF
ABE, SANDRA	94,523	0	TEACHING STAFF
A'BEAR, DAVID BRIAN	139,566	3,885	ADMINISTRATOR
ABED RABBO, RICHARD	75,018	0	TEACHING STAFF
ABLITT, WAYNE GARY NORMA	91,612	0	TEACHING STAFF
ABRAHAM, ELIZABETH	98,295	553	TEACHING STAFF
ACKROYD, MARGARET H.	94,524	0	TEACHING STAFF
ADAMS, CYNTHIA L	97,562	0	TEACHING STAFF
ADAMS, LAUREN M.	93,649	0	TEACHING STAFF
AFILAL, SYLVIE	94,509	0	TEACHING STAFF
AHLUWALIA, HERJOTE KAUR	87,123	0	TEACHING STAFF
AHN, JIN WAN JAMES	99,229	0	TEACHING STAFF
AHONEN, JOYCE MAXINE	94,589	0	TEACHING STAFF
AKESTER, SHANNON LEIGH	102,587	0	TEACHING STAFF
ALCOCK, DANIEL ROBERT	87,387	0	TEACHING STAFF
ALDUS, RHONDA A	119,525	44	ADMINISTRATOR
ALEFI, FARZANA	94,570	0	TEACHING STAFF
ALEXANDER, MIRIAM	85,608	1,313	TEACHING STAFF
ALFAWICKI, SUE JOANNE	87,528	72	TEACHING STAFF
ALI, RIAZ	78,761	0	EXCLUDED STAFF(ON MUN.PENSION)
ALIWALAS, ARNEL CHRISTOPHE	81,663	764	TEACHING STAFF
ALLARD, MARYLENE SUZANNE	76,781	0	TEACHING STAFF
ALLARD, VIRGINIA MICHELLE	119,333	0	ADMINISTRATOR
ALLINGER, PAUL	94,558	0	TEACHING STAFF
ALLINGHAM, MELISSA ANNE	94,609	0	TEACHING STAFF
ALLISON, GRAHAM M.	87,495	0	TEACHING STAFF
ALLISON, WILLIAM TYLER	80,926	0	TEACHING STAFF
ALPARAQUE, DALE	95,923	0	TEACHING STAFF
ALPARAQUE, JENNIFER LEAH	94,590	0	TEACHING STAFF
ALTINGER, GARY	106,857	0	CONT. EDUCATION INSTRUCTOR
ALVARADO CRUZ, JACQUELINE GUAD	87,122	0	TEACHING STAFF
ALVARO, DIANNA LEIGH	88,801	0	TEACHING STAFF
AMBOE, KEVIN J	96,237	0	TEACHING STAFF
AMBROSIO, SALLY-ANN	138,312	2,812	ASSOCIATED PROFESSIONALS
AMENTA, NELLA RITA	86,962	0	TEACHING STAFF
AMSING, ANN-RYLYNN MAMON	95,958	0	TEACHING STAFF
AMYOTTE, SARAH NICOLE	96,000	0	TEACHING STAFF
ANDERSEN, NICOLE MARIE	94,610	0	TEACHING STAFF
ANDERSON, AMANDA	95,882	0	TEACHING STAFF
ANDERSON, CHRISTIE LEIGH	75,987	0	TEACHING STAFF
ANDERSON, COLE ALLAN	95,768	0	TEACHING STAFF
ANDERSON, EVE HELEN	95,909	0	TEACHING STAFF
ANDERSON, JASON C.	114,953	0	TEACHING STAFF
ANDERSON, KAITLIN ROSE	81,259	0	TEACHING STAFF
ANDERSON, KARINA KIYOMI	94,592	176	TEACHING STAFF
ANDERSON, KELSEY ALISON	95,479	0	TEACHING STAFF
ANDERSON, STACEY L.	136,241	169	ADMINISTRATOR
ANDREWS, GURPREET KAUR	88,002	0	TEACHING STAFF

BOARD OF EDUCATION OF SCHOOL DISTRICT NO. 36 (SURREY)

UNAUDITED SCHEDULE OF FINANCIAL INFORMATION REMUNERATION AND EXPENSES - EMPLOYEES For The Year Ended June 30, 2021

Schedule 4

NAME	REMUNERATION	EXPENSES	POSITION
ANDREWS, MICHAEL JOHN	95,944	0	ASSOCIATED PROFESSIONALS
ANDREWS, SHARON A P	87,495	0	TEACHING STAFF
ANDREYCHUK, RENATE	94,509	0	TEACHING STAFF
ANGELTVEDT, CRAIG R	95,768	0	TEACHING STAFF
ANONBY, HOLLY R	94,544	0	TEACHING STAFF
ANTIFAEFF, MARGARET ANN	143,925	4,011	ADMINISTRATOR
ANTROBUS, LARA L	98,987	0	TEACHING STAFF
APPADOO, NALINI	76,813	0	TEACHING STAFF
ARAGHI, ELNAZ	80,984	61	NIGHT-SCHOOL STAFF
ARASZEWSKI, VIANNE HIU-WUN	84,040	0	TEACHING STAFF
ARCHER, DARLENE A.	95,409	0	TEACHING STAFF
ARENDS, NANCY CATHERINE	95,887	462	TEACHING STAFF
ARKELL, BRIAN J.	96,174	550	TEACHING STAFF
ARMER, RYAN CASEY	88,002	0	TEACHING STAFF
ARMSTRONG, MARK S.	87,495	0	TEACHING STAFF
ARMSTRONG, SHONA	87,499	0	TEACHING STAFF
ARNOLD, CHRISTINA	94,610	0	TEACHING STAFF
ASAD, ZUHDI NIMER ZUH	95,768	1,533	TEACHING STAFF
ASAYO, LUIS	94,869	0	MAINTENANCE STAFF
ASLAM, NAELA	98,769	0	TEACHING STAFF
ATHWAL, JASDAVE SINGH	94,591	0	TEACHING STAFF
ATTLE, COURTNEY LYNNE	87,560	0	TEACHING STAFF
ATWAL, GURWINDER GARY	100,368	0	TEACHING STAFF
ATWAL, JASKARN	139,488	0	ADMINISTRATOR
ATWAL, JEANNE KI	94,592	0	TEACHING STAFF
ATWAL, SARBJYOT SINGH	87,547	0	TEACHING STAFF
ATWAL, SHERRY	94,405	0	TEACHING STAFF
AU, SELINA SEE LING	95,958	0	TEACHING STAFF
AUGUSTUS, RICHARD L	95,909	0	TEACHING STAFF
AUJLA, GURKAMAL SINGH	79,727	0	TEACHING STAFF
AUJLA, JASPRIT KAUR	88,002	0	TEACHING STAFF
AULAK, PARAMJIT KAUR	122,381	0	ADMINISTRATOR
AULAKH, JENNIFER RAJPAL	105,255	0	TEACHING STAFF
AURE, TAMARA JUSTINE	87,528	0	TEACHING STAFF
AUSTIN, SEAN MACKENZIE	95,958	0	TEACHING STAFF
AVEN, TAMARA	77,945	0	TEACHING STAFF
AVERILL, GRO	128,934	46	ADMINISTRATOR
AVERY, MARK	106,900	0	TEACHING STAFF
AVETISIAN, ZAROUY ZARA	79,846	0	TEACHING STAFF
AYLES, TARYN ALMA	87,560	0	TEACHING STAFF
AYRES, SIMON J	185,366	975	EXCLUDED STAFF(ON MUN.PENSION)
BABINI, MATTEO EZIO	98,821	0	TEACHING STAFF
BABUIN, LORRAINE R.	94,558	0	TEACHING STAFF
BAER, LISA ANN	87,483	488	TEACHING STAFF
BAGRI, GUNWANT KAUR	99,161	0	TEACHING STAFF
BAHIA, ONKAR S.	108,024	0	TEACHING STAFF
BAHRA-MANGAT, JESPRIT JESSICA	76,446	0	TEACHING STAFF
BAILEY, LOREA	80,794	0	TEACHING STAFF
BAILEY, MARTIN D.	95,838	0	TEACHING STAFF
BAILEY, SHELDON PATRICK	86,570	0	TEACHING STAFF

BOARD OF EDUCATION OF SCHOOL DISTRICT NO. 36 (SURREY)

UNAUDITED SCHEDULE OF FINANCIAL INFORMATION REMUNERATION AND EXPENSES - EMPLOYEES For The Year Ended June 30, 2021

Schedule 4

NAME	REMUNERATION	EXPENSES	POSITION
BAILLARGEON, VIOLETTE	95,940	0	TEACHING STAFF
BAINS, GURPREET KAUR	97,897	0	TEACHING STAFF
BAINS, HARVINDER KAUR	82,779	263	TEACHING STAFF
BAINS, JASWANT KAUR	94,574	0	TEACHING STAFF
BAINS, MANDIP K.	94,544	0	TEACHING STAFF
BAINS, NABDEEP KAUR	79,573	0	TEACHING STAFF
BAINS, PARM	94,558	0	TEACHING STAFF
BAINS, PARVINDER S.	98,821	0	TEACHING STAFF
BAINS, SHARON	76,449	0	TEACHING STAFF
BAIRD, ALLISON ANN	95,939	0	TEACHING STAFF
BAIRD, JOHN NICHOLAS	87,067	0	TEACHING STAFF
BAJWA, KAMALJIT	94,751	0	TEACHING STAFF
BAKER, MARIA	94,405	0	TEACHING STAFF
BAKER, SELMA Z.	94,509	0	TEACHING STAFF
BAKGAARD, DORIS K.	95,937	0	TEACHING STAFF
BAKHT, KHUSH	82,093	0	TEACHING STAFF
BAKSHI, SUE	94,592	0	TEACHING STAFF
BAL, ANUPREET KAUR	105,791	0	TEACHING STAFF
BAL, GURPREET S.	80,169	0	TEACHING STAFF
BAL, MANDEEP SINGH	87,547	0	TEACHING STAFF
BAL, PARDEEP KAUR	94,592	0	TEACHING STAFF
BALANUIK, STEPHEN DARYL	87,122	0	TEACHING STAFF
BALDASSO, DAVID	139,549	0	ADMINISTRATOR
BALDRY, CHRISTOPHER S.	139,488	16	ADMINISTRATOR
BALDRY, JANET	94,523	0	TEACHING STAFF
BALDWIN, SARAH ELIZABETH	95,994	0	TEACHING STAFF
BALJAK, DANIEL	87,559	0	TEACHING STAFF
BALLARD, AMANDA SARAH	95,963	0	TEACHING STAFF
BALLETTA, ADRIANA	101,919	0	TEACHING STAFF
BANBURY, PAULA MARIE	94,523	0	TEACHING STAFF
BANJAC, SARA JULIE M.	108,918	4	ADMINISTRATOR
BANKES, ERIC PAUL	105,201	0	TEACHING STAFF
BANNISTER, LINDSAY RENEE	94,578	0	TEACHING STAFF
BARABASH, EMILY DD	88,003	0	TEACHING STAFF
BARAHONA FIGUEROA, MARIA-JOSE	97,432	0	TEACHING STAFF
BARBER, DEANNE GAYLE	94,558	0	TEACHING STAFF
BARBISAN-MYERS, ANNA M.	94,544	0	TEACHING STAFF
BARCLAY, CHELAN C.	95,923	0	TEACHING STAFF
BARDOUNIOTIS, KATERINA ANN	76,488	0	TEACHING STAFF
BAREFOOT, GLENN D.	103,339	0	TEACHING STAFF
BARKER, JENNIFER MARIE	115,889	33	ADMINISTRATOR
BARNES, AMANDA MARIE	75,334	0	TEACHING STAFF
BARNETSON, CHRISTIANNE ELIZABE	84,615	0	TEACHING STAFF
BARRINGTON, LEAH ANNE	94,007	0	TEACHING STAFF
BARRON, ELIZABETH	87,399	0	TEACHING STAFF
BARRON, GAIL J.	81,433	0	CLERICAL STAFF
BARRY, DAVID GRAHAM	122,381	0	ADMINISTRATOR
BARRY, KAREN ELIZABETH	97,845	0	TEACHING STAFF
BARSALOU, MARGRET E M	108,618	0	TEACHING STAFF
BARTLETT, TIFFANY DAWN	77,093	0	TEACHING STAFF

BOARD OF EDUCATION OF SCHOOL DISTRICT NO. 36 (SURREY)

UNAUDITED SCHEDULE OF FINANCIAL INFORMATION REMUNERATION AND EXPENSES - EMPLOYEES For The Year Ended June 30, 2021

Schedule 4

NAME	REMUNERATION	EXPENSES	POSITION
BARTOLONE, KATHARINA	94,544	0	TEACHING STAFF
BASI, HARRY S.	95,923	0	TEACHING STAFF
BASIGIN, BRADLEY JASON	94,544	0	TEACHING STAFF
BASKOVIC, MAXINE P.	94,540	0	TEACHING STAFF
BASSETT, SAMARA REED	94,875	0	TEACHING STAFF
BASSI, KULLVINDER	75,539	0	TEACHING STAFF
BASSI, MANDEEP KAUR	88,531	0	TEACHING STAFF
BASTANTE, PATRICIA	76,398	1,684	TEACHING STAFF
BATHGATE, BARBARA	96,729	0	TEACHING STAFF
BATRA, MEERA	95,923	0	TEACHING STAFF
BAUDIN, MANJIT	94,635	0	TEACHING STAFF
BAXTER, SARAH JENNIFER	94,592	0	TEACHING STAFF
BAYAT, FATEMAH ZEDAH	95,768	0	TEACHING STAFF
BEACH, LAURENCE J.	95,430	0	TEACHING STAFF
BEALE, LAURA GAYLE	91,962	0	TEACHING STAFF
BEALE, PETER RICHARD	94,576	0	TEACHING STAFF
BEARE, ADRIENNE MARIE	94,615	0	TEACHING STAFF
BEARE, SUSAN M.	94,509	0	TEACHING STAFF
BEATON, BRADLEY GERALD	94,558	0	TEACHING STAFF
BEATON, ROXANNE	94,544	0	TEACHING STAFF
BEAUREGARD, KRISTIN LEE	95,941	0	TEACHING STAFF
BEAVER, ANNE MARIE	93,461	0	TEACHING STAFF
BECK, TERESA A.	128,934	0	ADMINISTRATOR
BECKER, ALYSSA DAWN	99,083	0	TEACHING STAFF
BECKER, RAYMOND	95,092	0	TEACHING STAFF
BECKER, SUSAN	84,951	0	TEACHING STAFF
BEDARD, DARREN R.	146,929	18	ADMINISTRATOR
BEDI, RAMANDIP SINGH	80,568	0	TEACHING STAFF
BEGG, NAVDEEP	97,776	0	TEACHING STAFF
BEGG, SHANE IRSHAD	113,763	0	TEACHING STAFF
BEGGS, ANDREW NEIL	94,592	0	TEACHING STAFF
BEGGS, JESSICA CELESTE	95,766	0	TEACHING STAFF
BEKHIT, NANCY	87,958	0	TEACHING STAFF
BELL, LINDA	87,495	0	TEACHING STAFF
BELTON, TERRENCE ALLAN	87,483	1,044	TEACHING STAFF
BENDFELD, ELIZABETH ARLEEN	94,593	618	TEACHING STAFF
BENJAMIN, JULINA DAWN	94,576	0	TEACHING STAFF
BENOIT, TAMMY LORINE	94,557	0	TEACHING STAFF
BENSLEY, STEPHANIE T.	99,265	0	TEACHING STAFF
BENTLEY, CAROLINE M.	94,558	0	TEACHING STAFF
BENTLEY, CHRISTOPHER JOHN	94,427	0	TEACHING STAFF
BENTLEY, KIMBERLEY ANN	82,851	0	CONT. EDUCATION INSTRUCTOR
BENTLEY, VENESSA	94,419	0	TEACHING STAFF
BERDUSCO, KYLE VINCENT	76,931	0	TEACHING STAFF
BERGER, DIANA MARIA	76,987	0	TEACHING STAFF
BERKA, JOANNE ELIZABETH	139,488	0	ADMINISTRATOR
BERNDT, MARCUS	81,131	0	TEACHING STAFF
BERNIER, VANESSA NADEGE	94,574	0	TEACHING STAFF
BERTHOLM, ELSIE	139,488	0	ADMINISTRATOR
BERTRAND, MICHELLE CATHERINE	94,594	392	TEACHING STAFF

BOARD OF EDUCATION OF SCHOOL DISTRICT NO. 36 (SURREY)

UNAUDITED SCHEDULE OF FINANCIAL INFORMATION REMUNERATION AND EXPENSES - EMPLOYEES For The Year Ended June 30, 2021

Schedule 4

NAME	REMUNERATION	EXPENSES	POSITION
BESSE, DEBBIE-LYNN	87,516	0	TEACHING STAFF
BEYER, SUSAN MARLENE	128,934	505	ADMINISTRATOR
BEZEREDI, LES	98,098	0	TEACHING STAFF
BHAMJEE, BILAL YUSYF	105,965	0	TEACHING STAFF
BHANGU, RAVINDER K.	76,742	0	TEACHING STAFF
BHATTAL, SUKHJIT KAUR	87,498	0	TEACHING STAFF
BHIMJI, ELIZABETH	95,887	0	TEACHING STAFF
BHOLAH, KAMINI	75,305	0	TEACHING STAFF
BHULLAR, SURINDERJIT	92,657	0	TEACHING STAFF
BHUPAL, RUPINDER	85,604	0	TEACHING STAFF
BIBRICH, SUSAN E.	94,523	0	TEACHING STAFF
BICKEL, NANCY	94,558	0	TEACHING STAFF
BIEGEL, ANGELI FAY	87,530	0	TEACHING STAFF
BIFOLCHI, JENNIFER MARGARET	95,975	0	TEACHING STAFF
BIGGAR, ALEXIS D.	91,953	0	TEACHING STAFF
BIGGIN, JUDITH	97,828	0	TEACHING STAFF
BIGGIN, MICHAEL W.	99,144	0	TEACHING STAFF
BIGOT DE LA TOUANNE, MARION LU	85,589	0	TEACHING STAFF
BILKHU, KAMALDEEP	88,696	0	TEACHING STAFF
BINDRA, HARPREET KAUR	95,909	0	TEACHING STAFF
BINION, CRAIG A.	84,861	0	CONT. EDUCATION INSTRUCTOR
BINNING, MONINDER KAUR	95,957	0	TEACHING STAFF
BINNING, RAJWINDER KAUR	87,560	0	TEACHING STAFF
BIR, JATINDER KAUR	95,906	0	TEACHING STAFF
BIRDSALL, MEGAN AMELIA	87,560	0	TEACHING STAFF
BITTNER, MEGAN	84,829	0	TEACHING STAFF
BLABY, KELSEY SHEILA	96,611	0	TEACHING STAFF
BLACK, CHRISTINA M.	97,983	0	TEACHING STAFF
BLACKMAN, LORIANNE ELIZABETH	87,560	0	TEACHING STAFF
BLACKMORE, MORRIS	95,873	0	TEACHING STAFF
BLACKWELL, SHELLEY JOY	99,228	0	TEACHING STAFF
BLAGDON, TRACY DAWN	124,577	3,784	EXCLUDED STAFF(ON MUN.PENSION)
BLENNAN, ROGER R.	89,601	0	TEACHING STAFF
BLOOMFIELD, BRANDON MICHAEL	79,528	0	TEACHING STAFF
BOBIK, MARTIN	139,488	0	ADMINISTRATOR
BOBROWNIK, CHRISTOPHER	132,090	0	ADMINISTRATOR
BOGRESS, SANDRA C.	87,399	0	TEACHING STAFF
BOHONOS, ALANA DAWN	94,641	0	TEACHING STAFF
BOIEEIE, AMBER LEA	87,601	0	TEACHING STAFF
BOIEEIE, KYLA EVELYN	81,228	0	TEACHING STAFF
BOLA, SIMONE SONIA	88,745	27	TEACHING STAFF
BOLDUC, J REJEAN	139,488	0	ADMINISTRATOR
BOLOGNESE, NICOLE SLADANA	80,768	0	TEACHING STAFF
BOLTON, LILLIANA	87,543	0	TEACHING STAFF
BOLTON, RYAN E.	87,528	0	TEACHING STAFF
BOMFORD, KIMBERLY DAWN	94,592	0	TEACHING STAFF
BONAMIS, FRANCESCA ROSE	96,023	0	TEACHING STAFF
BONDAR, JEWEL B	128,614	50	ADMINISTRATOR
BONN, MELISSA	97,493	0	TEACHING STAFF
BONT, JEFFREY ALAN	96,736	0	TEACHING STAFF

BOARD OF EDUCATION OF SCHOOL DISTRICT NO. 36 (SURREY)

UNAUDITED SCHEDULE OF FINANCIAL INFORMATION REMUNERATION AND EXPENSES - EMPLOYEES For The Year Ended June 30, 2021

Schedule 4

NAME	REMUNERATION	EXPENSES	POSITION
BOOKER, TIM S	99,229	0	TEACHING STAFF
BOOMHOWER, MARK T	98,806	0	TEACHING STAFF
BOOTH, DARCIE K.	95,923	0	TEACHING STAFF
BOPARAI, RABINDER KAUR	95,782	0	TEACHING STAFF
BORST, COLIN NICOLAS	93,162	0	TEACHING STAFF
BOS, CRYSTAL	94,509	0	TEACHING STAFF
BOTTAREL, MIA	87,528	0	TEACHING STAFF
BOUCHER, SUSAN	119,414	0	ADMINISTRATOR
BOUDIER, SHARON LEE	90,375	0	TEACHING STAFF
BOUDREAU, JANESE	122,381	0	ADMINISTRATOR
BOUDREAU, JENNIFER LEE	83,952	0	TEACHING STAFF
BOULET, LAUREEN S.	139,488	0	ADMINISTRATOR
BOURASSA, DONALD	94,558	0	TEACHING STAFF
BOURASSA-LEBLANC, BRIGITTE M L	95,909	586	TEACHING STAFF
BOWIE, TAVIS JOHN	90,854	0	TEACHING STAFF
BOXMA, LINDSAY KAYE	77,371	0	TEACHING STAFF
BOYANTON, VICTORIA	87,560	0	TEACHING STAFF
BOYER, AIMEE SARAH	120,637	28	ADMINISTRATOR
BRABENEC, CARLA M.	91,936	1,116	TEACHING STAFF
BRABER, KARLA	95,887	0	ASSOCIATED PROFESSIONALS
BRADLEY, DIANE CHRISTIN	132,106	169	ADMINISTRATOR
BRADLEY, IXCHEL	139,488	0	ADMINISTRATOR
BRADY, LORI	86,625	0	TEACHING STAFF
BRAEDER, MEGAN ANNE	94,042	0	TEACHING STAFF
BRAICH, SUNITA	95,923	0	TEACHING STAFF
BRALEY, GAYLE D	98,127	0	TEACHING STAFF
BRAMHILL, HEATHER A.	96,725	0	TEACHING STAFF
BRANDLMAYR, RYAN PAUL	84,244	0	TEACHING STAFF
BRANDT, MATTHEW COLIN	95,954	0	TEACHING STAFF
BRANIGAN, MARNA	95,887	0	TEACHING STAFF
BRAR, KULWINDER SINGH	81,228	0	TEACHING STAFF
BRAR, MANJEET K	94,037	0	TEACHING STAFF
BRAR, NEELU	76,570	0	TEACHING STAFF
BRAR, PARMJIT K.	119,801	0	TEACHING STAFF
BRAR, VICTOR S.	109,600	0	TEACHING STAFF
BRAUN, SUZANNE	78,660	1,355	EXCLUDED STAFF(ON MUN.PENSION)
BRAZZILL, LAURIE LOUISE	89,037	100	TEACHING STAFF
BREBECK, DIANA BEATE	87,970	0	TEACHING STAFF
BREDA, GIOIA ROSARIA	95,958	0	TEACHING STAFF
BREDA, JOSEPH LINO	87,560	0	TEACHING STAFF
BREDENHOLLER, FERDINAND	87,528	1,077	TEACHING STAFF
BREDENHOLLER, MICHELLE T.	94,544	0	TEACHING STAFF
BREEN, RICHARD D.	90,292	0	ADMINISTRATOR
BREG, RACHELLE LISA	95,958	0	TEACHING STAFF
BRENNAN, CAROLINE CHRISTINE	94,829	0	TEACHING STAFF
BRENNAN, LEONA	136,241	0	ADMINISTRATOR
BRENNER, CHARLOTTE A.	96,647	0	TEACHING STAFF
BRETT, KAREN J.	91,923	0	TEACHING STAFF
BRETT, SHELLEY T	139,274	35	ADMINISTRATOR
BREWER, MARINA HOPE	84,191	0	TEACHING STAFF

BOARD OF EDUCATION OF SCHOOL DISTRICT NO. 36 (SURREY)

UNAUDITED SCHEDULE OF FINANCIAL INFORMATION REMUNERATION AND EXPENSES - EMPLOYEES For The Year Ended June 30, 2021

Schedule 4

NAME	REMUNERATION	EXPENSES	POSITION
BRION, EDWIN	87,495	0	TEACHING STAFF
BRISBOIS, JEFF ROBERT	96,800	0	TEACHING STAFF
BRISE, KAREN MICHELLE	87,563	0	TEACHING STAFF
BRISKE, HEATHER	94,544	0	TEACHING STAFF
BRISTER, JULIA OCTAVIA	95,944	0	TEACHING STAFF
BRITNEY, BRANDI L.	95,113	0	TEACHING STAFF
BRITT, DAWN MARIE	99,193	158	TEACHING STAFF
BRKIC, JENNIFER MARIA	100,572	0	TEACHING STAFF
BROCKWAY, CARLEY	95,782	0	TEACHING STAFF
BRODIE, STEVEN L.	86,638	20	MAINTENANCE STAFF
BROGNO, SUSAN A.	94,544	0	TEACHING STAFF
BROTHERS, KENDALL DIANE	95,923	0	TEACHING STAFF
BROWN, COLIN ALEXANDER	93,449	0	TEACHING STAFF
BROWN, HELEN J.	94,544	0	TEACHING STAFF
BROWN, LESLIE W.M.	81,357	0	TEACHING STAFF
BROWN, RORY GORDON	94,556	0	TEACHING STAFF
BROWN, ROXANNE L	94,419	0	TEACHING STAFF
BRUCE, CARLA A	95,944	0	TEACHING STAFF
BRUCE, GREGORY KYLE	95,923	0	TEACHING STAFF
BRUCE, PAUL J.	109,318	1,434	TEACHING STAFF
BRUGGER, JOCELYNE H.	77,680	0	TEACHING STAFF
BRUGGER, STEVE M.	95,909	0	TEACHING STAFF
BRYANT, CHELSEA WYNNE	83,327	0	TEACHING STAFF
BRYDEN, JILL NICOLE	95,944	0	TEACHING STAFF
BRYNJOLFSON, KARIS YVONNE	78,882	0	TEACHING STAFF
BRYSON, CAITLIN JANE	81,081	0	TEACHING STAFF
BRZEZINSKI, EWA	95,891	0	TEACHING STAFF
BUCCI, KATHLEEN	88,137	0	TEACHING STAFF
BUCHAN, BILL J.	89,411	3,520	TEACHING STAFF
BUCHANAN, KIMBERLY RAE	94,592	0	TEACHING STAFF
BUCHHOLZ, GORDON R.	89,700	0	TEACHING STAFF
BUCIFAL, SLAVKO	101,077	0	TEACHING STAFF
BUCKINGHAM, GERARD P.	94,523	0	TEACHING STAFF
BUCKNOR, GARRET HARDLEY	96,790	0	TEACHING STAFF
BUDHRAJA, PUNEETA	95,944	0	TEACHING STAFF
BUENO, JOANNE GRACE	95,782	0	TEACHING STAFF
BUGDEN, NADINE	81,593	0	TEACHING STAFF
BUGLASS, SHAROLYN DIANE	87,831	0	TEACHING STAFF
BUHARIWALA, PERVIN D.	95,873	0	TEACHING STAFF
BUHL, HELMUT E.	87,483	0	TEACHING STAFF
BUIST, JOHN W.	94,523	0	TEACHING STAFF
BULLER, DONOVAN J.R.	105,147	0	TEACHING STAFF
BURDEN, KATHERINE J.	95,929	0	TEACHING STAFF
BURDEN, KRISTINE JEAN	94,419	0	TEACHING STAFF
BURN, PHILIPPA	77,857	0	TEACHING STAFF
BURNHAM, ASHLEY FAYE	87,578	0	TEACHING STAFF
BURWASH, KELLY JEAN	100,364	0	TEACHING STAFF
BURWASH, LESLEE A.M.	94,557	0	TEACHING STAFF
BUTLER, CYNTHIA E.	75,623	0	TEACHING STAFF
BUTTAR, GAYATRI KAUR	95,940	0	TEACHING STAFF

BOARD OF EDUCATION OF SCHOOL DISTRICT NO. 36 (SURREY)

UNAUDITED SCHEDULE OF FINANCIAL INFORMATION REMUNERATION AND EXPENSES - EMPLOYEES For The Year Ended June 30, 2021

Schedule 4

NAME	REMUNERATION	EXPENSES	POSITION
BYRNE, FIACRE CONOR	87,548	0	TEACHING STAFF
CADINHA, JANET CATHERINE	87,515	0	TEACHING STAFF
CADOGAN, MARCEL DWAYNE	80,921	0	TEACHING STAFF
CAHEN, LIANE M	87,495	0	TEACHING STAFF
CALDWELL, BRIANNE AMBER	99,006	0	TEACHING STAFF
CALIMBAS, LYNN MARIE	94,578	0	TEACHING STAFF
CALLA, NICOLE MARIE T.	97,078	0	TEACHING STAFF
CALLAGAN, INGRID	84,605	0	TEACHING STAFF
CALLEGARI, ALISON	94,539	0	TEACHING STAFF
CAMERON, CLAIRE MAUDE	87,846	0	TEACHING STAFF
CAMERON, DONNA MARIE	75,689	0	TEACHING STAFF
CAMERON, JORDY	95,909	0	TEACHING STAFF
CAMPAGNARO, DAVID EDWARD	77,425	0	TEACHING STAFF
CAMPBELL, COLIN M.	87,388	0	TEACHING STAFF
CAMPBELL, DANIELLE RENE	100,380	0	TEACHING STAFF
CAMPBELL, DEVON A	88,964	161	TEACHING STAFF
CAMPBELL, ELIZABETH SOUSA	95,887	0	TEACHING STAFF
CAMPBELL, ERICA DANIELLE	75,583	0	TEACHING STAFF
CAMPBELL, GLYNIS ANN	94,405	0	TEACHING STAFF
CAMPBELL, LARA B	87,515	0	TEACHING STAFF
CAMPBELL, MARY	118,826	80	EXCLUDED STAFF(ON MUN.PENSION)
CAMPBELL, RYOKO DAWN	75,689	0	TEACHING STAFF
CAMPBELL, SCOTT H.	94,085	211	TEACHING STAFF
CAMPBELL, SHAWN	128,934	635	ADMINISTRATOR
CAMPBELL, TANYA LEE	94,544	23	TEACHING STAFF
CAMPION, NORENE ELIZABETH	95,426	0	TEACHING STAFF
CANDAELE, HEIDI N.	94,369	0	TEACHING STAFF
CANINO, STEPHANIE JEWEL	91,511	0	TEACHING STAFF
CANTON, JAIME APRIL	81,228	0	TEACHING STAFF
CAPLAN, SHERRI ANNE	94,523	0	TEACHING STAFF
CARGNELLI, LAURIE MARILYN	75,660	0	TEACHING STAFF
CARIGNAN, RYAN MICHAEL	87,559	0	TEACHING STAFF
CARLOS, MARIA MARGARITA	94,523	0	TEACHING STAFF
CARLSEN, CARRIE L.	97,576	0	TEACHING STAFF
CARLSEN, FLORENCE	98,965	0	TEACHING STAFF
CARMICHAEL, FERNE	94,523	0	TEACHING STAFF
CARMICHAEL, KAREN	96,710	0	TEACHING STAFF
CARMICHAEL, TERIANN M.	94,592	0	TEACHING STAFF
CARMICHAEL, VINCE M.	94,558	0	TEACHING STAFF
CARR, MARILYN ERIKA	94,839	0	TEACHING STAFF
CARRINGTON, TARYNE ELIZABETH	86,843	0	TEACHING STAFF
CARRIOU, CHRISTINE HEI OK	95,782	0	TEACHING STAFF
CARTER, BARRIE GABOR	95,463	0	TEACHING STAFF
CARTER, EDWARD GEOFFREY	97,413	0	TEACHING STAFF
CARTY, BARBARA MICHELLE	91,991	0	TEACHING STAFF
CARVAJAL, JESSICA MARIA	79,256	0	TEACHING STAFF
CASALIS, LAUREN ZEV	95,768	0	TEACHING STAFF
CASELL, MARK	105,095	0	TEACHING STAFF
CASELLS, DEBRA JULIANNA	96,712	0	TEACHING STAFF
CATTON, JAMIE KATHERINE	95,765	0	TEACHING STAFF

BOARD OF EDUCATION OF SCHOOL DISTRICT NO. 36 (SURREY)

UNAUDITED SCHEDULE OF FINANCIAL INFORMATION REMUNERATION AND EXPENSES - EMPLOYEES For The Year Ended June 30, 2021

Schedule 4

NAME	REMUNERATION	EXPENSES	POSITION
CAUDURO, DANIELA	98,113	0	TEACHING STAFF
CECCON, BRENDA V.	84,695	0	TEACHING STAFF
CERAZY, JOANNA E.	95,920	0	TEACHING STAFF
CERNEY, S. ALISON	110,339	0	TEACHING STAFF
CHABOT, JENNIFER A	94,597	0	TEACHING STAFF
CHAGANI, ZEENAT	94,558	0	TEACHING STAFF
CHAHAL, KIMBERLEY ANNA	76,770	0	TEACHING STAFF
CHAHAL, RAJBIR	77,018	2,106	MAINTENANCE STAFF
CHALIFOUR, COLETTE	95,887	0	TEACHING STAFF
CHALLENGER, GINA A.C.	94,496	0	TEACHING STAFF
CHALMERS, DARLA LOUISE	102,650	332	TEACHING STAFF
CHALMERS, NANCY P.	87,519	0	TEACHING STAFF
CHALMERS, SARAH K.	95,940	0	TEACHING STAFF
CHAMBERS, LISA V.	139,488	0	ADMINISTRATOR
CHAMBERS, SEAN	136,921	0	ADMINISTRATOR
CHAMPION, BRENDA	94,509	0	TEACHING STAFF
CHAN, LAURA KA WING	87,620	0	TEACHING STAFF
CHAN, LOUISE SU-MIN	77,456	0	TEACHING STAFF
CHAN, OPHELIA CHI-LING	79,805	0	TEACHING STAFF
CHAN, RICHARD DANIEL	95,958	0	TEACHING STAFF
CHAND, SONYA RITA	76,770	0	TEACHING STAFF
CHANDRA, SHELLEY M.	94,419	0	TEACHING STAFF
CHANG, JENNIE MARIE	80,811	0	TEACHING STAFF
CHAO, ALICE YU-CHEN	95,944	0	TEACHING STAFF
CHAPMAN, BONNIE M	76,947	0	TEACHING STAFF
CHAPMAN, KIMBERLY MARIE	94,403	0	TEACHING STAFF
CHARLTON, DARREN SCOTT	94,369	0	TEACHING STAFF
CHARLTON, ERIN	95,958	0	TEACHING STAFF
CHARNETSKI, LAUREL ANNE	82,224	0	TEACHING STAFF
CHATHA, SHUVLEEN KAUR	81,744	0	TEACHING STAFF
CHATHA-BASSI, SEEMA R.	95,706	0	TEACHING STAFF
CHAU, LINDA LE DIEN	139,488	0	ADMINISTRATOR
CHAULK, CASEY PATRICIA	95,923	1,320	TEACHING STAFF
CHAWLA, RINA KAUR	100,527	0	TEACHING STAFF
CHAYTOR, REBECCA WHITNEY	84,615	0	TEACHING STAFF
CHEE, LILLIAN C.W.	75,678	0	TEACHING STAFF
CHEEMA, PUNEET KAUR	76,891	0	TEACHING STAFF
CHEEMA, RAVIJOAT KAUR	86,963	0	TEACHING STAFF
CHEN, MANDY SY-YING	94,419	0	TEACHING STAFF
CHEN, RUTH YOO REE	84,323	0	TEACHING STAFF
CHEN, SHERRY YIN SHAN	94,578	0	TEACHING STAFF
CHENG, DANNY	94,544	0	TEACHING STAFF
CHENG, PAUL	94,544	0	TEACHING STAFF
CHENG, SHUN	94,526	0	TEACHING STAFF
CHEUNG, IGNATIUS F.	81,722	0	TEACHING STAFF
CHHINA, AMANDEEP KAUR	99,261	0	TEACHING STAFF
CHIC, JULIE	76,725	0	TEACHING STAFF
CHILA, DON	123,881	0	ADMINISTRATOR
CHIN, ERROL ANDREW	96,723	0	TEACHING STAFF
CHINA, BRYAN MICHAEL	81,176	0	TEACHING STAFF

BOARD OF EDUCATION OF SCHOOL DISTRICT NO. 36 (SURREY)

UNAUDITED SCHEDULE OF FINANCIAL INFORMATION REMUNERATION AND EXPENSES - EMPLOYEES For The Year Ended June 30, 2021

Schedule 4

NAME	REMUNERATION	EXPENSES	POSITION
CHIO, TONY JIN KIANG	75,584	0	TEACHING STAFF
CHO, ISABEL	95,923	0	TEACHING STAFF
CHO, MELISSA ANNE	75,600	0	TEACHING STAFF
CHOE, ANN	98,148	0	TEACHING STAFF
CHOHAN, SUNDEEP K.	139,488	0	ADMINISTRATOR
CHOMCY, ELLEN K.J.	87,483	0	TEACHING STAFF
CHONG, ELAINE MEYFAN	96,007	0	TEACHING STAFF
CHONG, JAMES	94,509	0	TEACHING STAFF
CHOO, VINCENT JULIAN	77,857	0	TEACHING STAFF
CHOPRA, ANU RADHA	95,909	0	TEACHING STAFF
CHOUDHARY, SWETA	89,719	0	TEACHING STAFF
CHOW, EDWIN	128,934	0	ADMINISTRATOR
CHOW, LEANNE CHRISTINE	94,419	0	TEACHING STAFF
CHOW, MARK	94,509	0	TEACHING STAFF
CHRISTMAS, SUSANNE NORIKO	96,727	0	TEACHING STAFF
CHRISTENSEN, DIANE	128,934	46	ADMINISTRATOR
CHRISTENSEN, GRANT CARY	75,830	0	MAINTENANCE STAFF
CHRISTENSEN, LEAH	139,488	24	ADMINISTRATOR
CHRISTENSEN, LOYD	100,718	0	TEACHING STAFF
CHRISTENSEN, SHAUNA L.	100,331	0	TEACHING STAFF
CHRIST-OBRIEN, CAROLIN	95,909	0	TEACHING STAFF
CHRYSTAL, MALCOLM JOHN	94,072	0	TEACHING STAFF
CHUA, DONNA FAYE TAN	77,840	0	TEACHING STAFF
CHUAH, POH C.	108,020	0	TEACHING STAFF
CHUBACK, LYNN	87,528	0	TEACHING STAFF
CHUNG, PHILIA ABIGAIL	87,563	0	TEACHING STAFF
CHURCH, MATTHEW JASON	95,944	0	TEACHING STAFF
CHURCH, STEPHEN	94,524	0	TEACHING STAFF
CIAMMAICHELLA, LORI-ANNE	94,557	0	TEACHING STAFF
CIMO, DANIELLE	88,198	485	ASSOCIATED PROFESSIONALS
CINDRIC, KATHERINE E.	75,287	0	TEACHING STAFF
CLACKSON, ASHLEY GERMAINE	76,813	0	TEACHING STAFF
CLARK, CRYSTAL LYNN	88,003	0	TEACHING STAFF
CLARK, KATIE ROSALIND	76,687	0	TEACHING STAFF
CLARK, KERRY KATHLEEN	94,920	0	TEACHING STAFF
CLARK, LORI LYNN	95,430	0	TEACHING STAFF
CLARK, RICHARD J.	95,873	0	TEACHING STAFF
CLARK, SANDRA JANE	94,558	0	TEACHING STAFF
CLARK, WILLIAM J	95,928	0	TEACHING STAFF
CLARKE, MATTHEW TRENT	77,115	0	TEACHING STAFF
CLAYTON, RUSSELL J	94,544	0	TEACHING STAFF
CLAYTON, TIMOTHY ALLAN	95,408	0	TEACHING STAFF
CLEMENT, PAUL KA KEI	94,592	0	TEACHING STAFF
CLEMENTS, LISA ANNE	94,589	0	TEACHING STAFF
CLEMSON, ERIC	81,330	0	TEACHING STAFF
CLIFT, TANYA R.	95,923	294	TEACHING STAFF
CLIFT, TAYLOR GORDON	98,148	0	TEACHING STAFF
CLOCHER-FLINK, ANNE-LAURE GABR	87,547	0	TEACHING STAFF
CLOUGH, LAUREL SUSAN	139,488	0	ADMINISTRATOR
CLOUTIER, JANET E	94,558	0	TEACHING STAFF

BOARD OF EDUCATION OF SCHOOL DISTRICT NO. 36 (SURREY)

UNAUDITED SCHEDULE OF FINANCIAL INFORMATION REMUNERATION AND EXPENSES - EMPLOYEES For The Year Ended June 30, 2021

Schedule 4

NAME	REMUNERATION	EXPENSES	POSITION
CLOWERS, TARA MARIE	87,528	0	TEACHING STAFF
CLUNAS, BRIAN R	101,131	0	TEACHING STAFF
COE, COLLINE CANDICE	89,600	0	TEACHING STAFF
COFFIN, SARAH	86,650	0	TEACHING STAFF
COLASACCO, LINDA	75,651	0	TEACHING STAFF
COLE, JENNIFER KATHLEEN	79,904	0	TEACHING STAFF
COLEBORN, CHRISTINA SUZANNE	93,065	0	TEACHING STAFF
COLEBORN, RON JAMES	98,094	0	TEACHING STAFF
COLEMAN, ERIN LORRAINE	94,555	0	TEACHING STAFF
COLEMAN, KIMBERLEY MICHELLE	83,234	0	TEACHING STAFF
COLGATE, ELAINE SUSAN	139,488	46	ADMINISTRATOR
COLP, DARIEN NEIL	96,375	0	TEACHING STAFF
COLP, SANDRA	87,515	0	TEACHING STAFF
COLTER, KATY	139,488	0	ADMINISTRATOR
COLTMAN, JUANITA GEORGINA	132,678	1,523	ADMINISTRATOR
COLWELL, CINDY	95,887	0	TEACHING STAFF
COMPTON, LAUREN KRISTEN	99,607	0	TEACHING STAFF
CONDRASHOFF, LILLIAN	87,435	0	ASSOCIATED PROFESSIONALS
CONKIN, CASSIDY JOEL	82,253	0	TEACHING STAFF
CONN, SAMANTHA LYNN	78,949	0	TEACHING STAFF
CONNELLY, SHARON J.	95,909	0	TEACHING STAFF
CONNOR, RANJIT K.	94,578	0	TEACHING STAFF
CONNOR, WILLIAM	94,523	0	TEACHING STAFF
CONVERY, GARETH BRUCE	96,203	32	TEACHING STAFF
COOK, KYM A.	131,337	0	ADMINISTRATOR
COOPER, LAUREL A.	105,095	0	TEACHING STAFF
COPELAND, REBECCA	136,241	0	ADMINISTRATOR
COPLEY, JAMES DONALD	94,558	0	TEACHING STAFF
COPP, JENNIFER LYNN	96,940	624	TEACHING STAFF
CORBISHLEY, MARK DAVID	87,556	0	TEACHING STAFF
CORDEIRO LUTZ, MEAGAN KATRINA	87,185	0	TEACHING STAFF
CORDUKES, CORINNE J.	94,559	0	TEACHING STAFF
CORNFIELD, MICHELLE CATHERINE	87,970	0	TEACHING STAFF
CORPUS, THERESA JANE	79,473	0	TEACHING STAFF
CORREIA, LISA MAY	99,001	0	TEACHING STAFF
CORRICK, CHERYL ANNE	95,479	0	TEACHING STAFF
CORRIGALL, MARCIA CLAIRE	79,276	0	TEACHING STAFF
COSENTINO, ELISABETE MEDEIROS	87,510	0	TEACHING STAFF
COUPAR, FIONA	92,464	0	TEACHING STAFF
COURTADE, JAIME	84,249	0	STUDENT SUPPORT STAFF
COUSINEAU, GISELE M.	94,419	0	TEACHING STAFF
COWAN, STEVEN MARK	126,250	14	ADMINISTRATOR
COX, JENNIFER LYNN	94,592	0	TEACHING STAFF
COX, TYLER ANDREW	99,265	0	TEACHING STAFF
CRAWFORD, SANDRA A.	102,731	0	TEACHING STAFF
CREIGHTON, DAVID RICHARD	78,101	1,011	EXCLUDED STAFF(ON MUN.PENSION)
CREMA, JEREMY CHRISTOPHE	94,556	0	TEACHING STAFF
CRESPO, GRACE IRENE F.	87,547	0	TEACHING STAFF
CRICHLLOW, KERL A	76,565	0	TEACHING STAFF
CRISAFI, SOPHIA CLAUDIA	81,112	0	TEACHING STAFF

BOARD OF EDUCATION OF SCHOOL DISTRICT NO. 36 (SURREY)

UNAUDITED SCHEDULE OF FINANCIAL INFORMATION REMUNERATION AND EXPENSES - EMPLOYEES For The Year Ended June 30, 2021

Schedule 4

NAME	REMUNERATION	EXPENSES	POSITION
CRNKOVICH, KRISTY JEAN	119,525	0	ADMINISTRATOR
CROCKER, MELISSA LEANNE	84,270	574	TEACHING STAFF
CRONE, LISA A.	94,556	0	TEACHING STAFF
CRONKHITE, JANET	95,938	0	TEACHING STAFF
CROSBY, KAILIE ALEXIS	98,996	0	TEACHING STAFF
CROSS, KYLIE CHRISTINA	75,689	0	TEACHING STAFF
CROSS, LEE	75,275	0	TEACHING STAFF
CROSS, TIM	146,929	21	ADMINISTRATOR
CROSSE, LISA MARJORIE	87,560	0	TEACHING STAFF
CROUTCH, TRACY LYNN	87,515	0	TEACHING STAFF
CROWE, WENDY	82,714	1,906	MAINTENANCE STAFF
CROWLEY, KARA MARGARET	85,657	0	TEACHING STAFF
CUMMINGS, HEATHER ANNE	94,592	0	TEACHING STAFF
CURBY, CORALEE REDEAN	123,130	1,366	ASSOCIATED PROFESSIONALS
CURRY, KATHY	87,528	0	TEACHING STAFF
CURTIS, NICOLE LOUISE	86,719	17	TEACHING STAFF
CUTHBERT, TRACEY	87,528	0	TEACHING STAFF
CUTLER, LISA M.	94,565	0	TEACHING STAFF
CUTWAY, DEANA L	95,909	0	TEACHING STAFF
CYBULSKIE, KATHIE FRANCES	94,496	0	TEACHING STAFF
CYRENNE, GUYLAINE	94,526	0	TEACHING STAFF
DA COSTA, TINA M.	115,889	33	ADMINISTRATOR
DABBS, YVETTE	95,653	0	TEACHING STAFF
DAINTREY, SARAH ELIZABETH	98,162	150	TEACHING STAFF
DAIPOUR, MARGRIT GABRIELE	81,126	0	TEACHING STAFF
DALGLEISH, MELISSA F.	89,986	0	TEACHING STAFF
DAMASO, CHRISTINE NICOLE	79,904	0	TEACHING STAFF
DANIEL, CATHY ANN	94,523	0	TEACHING STAFF
DANIELS, DENISE LYN	181,900	1,804	EXCLUDED STAFF(ON TCH PENSION)
DANN, BRUCE ALLAN	87,528	0	TEACHING STAFF
DARBYSHIRE, CASSANDRA MARIE	76,772	0	TEACHING STAFF
DARI, AMANDEEP	79,888	0	TEACHING STAFF
DARLING, DEBBIE L.	82,461	0	TEACHING STAFF
DAS, APARNA	95,782	0	TEACHING STAFF
DAVIDSON, ERIN MARIE	87,849	0	TEACHING STAFF
DAVIDSON, IAN SCOTT	94,509	0	TEACHING STAFF
DAVIES, CLAUDINE	146,929	14	ADMINISTRATOR
DAVIS, AARON MICHAEL	96,783	0	TEACHING STAFF
DAVIS, DEBORAH MARIE	103,783	586	TEACHING STAFF
DAVIS, LAURA KATHRYN	87,528	0	TEACHING STAFF
DAVIS, LISA	94,405	0	TEACHING STAFF
DAVIS, PAMELA	94,930	1,769	TEACHING STAFF
DAVISON MANERY, TAMELA D.	136,241	17	ADMINISTRATOR
DAVISON, CAROL D	139,566	3,677	ADMINISTRATOR
DAWSON, CINDY	95,037	0	TEACHING STAFF
DAWSON, KIMBERLEY JOY	82,093	0	TEACHING STAFF
DAWSON, STEPHEN COLIN	97,881	0	TEACHING STAFF
DAY, NICHOLAS P.	100,184	0	TEACHING STAFF
DAYTON, BRUCE	95,912	0	TEACHING STAFF
DAYTON, LEAH P.	100,316	0	TEACHING STAFF

BOARD OF EDUCATION OF SCHOOL DISTRICT NO. 36 (SURREY)

UNAUDITED SCHEDULE OF FINANCIAL INFORMATION REMUNERATION AND EXPENSES - EMPLOYEES For The Year Ended June 30, 2021

Schedule 4

NAME	REMUNERATION	EXPENSES	POSITION
D'CRUZE, CHERYL L.	75,650	0	TEACHING STAFF
DE BOICE, KEVIN A	146,929	0	ADMINISTRATOR
DE GROOT, HEIDI STEPHANIE	112,952	332	ADMINISTRATOR
DE JAGER, MICHELLE LYNN	96,880	0	TEACHING STAFF
DE LA PAZ, PATRICK ALLEN	96,762	0	TEACHING STAFF
DE LA VEGA, JENNIFER MARY	92,135	2,035	TEACHING STAFF
DE LANGE, PETRONELLA JOHANNA	95,887	0	TEACHING STAFF
DEANGELIS, JUDY	95,909	0	TEACHING STAFF
DEBAD, JACK SCOTT	95,887	0	TEACHING STAFF
DECAIRE, JOHN JAMES	81,126	0	TEACHING STAFF
DECAIRE, SIMONE ELISABETH	88,003	0	TEACHING STAFF
DECK, RICK L	104,412	670	EXCLUDED STAFF(ON MUN.PENSION)
DECMAN, ROBERT	87,547	0	TEACHING STAFF
DEEKS, PHILLIP J.L.	100,349	0	TEACHING STAFF
DEGIANNI, JULIE	87,515	0	TEACHING STAFF
DEHGHAN, MEGHAN I	98,147	0	TEACHING STAFF
DEJENE, ANTEW	80,862	0	TEACHING STAFF
DEKERF, DAVID	139,488	19	ADMINISTRATOR
DEL CID CASTRO, ASHLEY ERIN	76,488	570	TEACHING STAFF
DEMAERE, GINETTE	95,923	0	TEACHING STAFF
DEMUYNCK, JENNIFER MARI	130,538	334	ADMINISTRATOR
DENNILL, KAREN ALISON	87,560	0	TEACHING STAFF
DENNIS, LISA C.	91,902	0	TEACHING STAFF
DENNSTEDT, ANGELA	95,944	547	TEACHING STAFF
DEO, JASKIRAN	82,543	0	TEACHING STAFF
DEO, MANDEEP KAUR	94,593	0	TEACHING STAFF
DEO, RONALD PRATAP	80,262	2,241	EXCLUDED STAFF(ON MUN.PENSION)
DEOL, DEVINDER	108,775	0	TEACHING STAFF
DEOL, HARJIT S.	103,599	0	TEACHING STAFF
DEOL, HARPAL	112,939	11	ADMINISTRATOR
DEOL, HARPREET K.	76,781	0	TEACHING STAFF
DEOL, SUNNY	128,934	0	ADMINISTRATOR
DERBYSHIRE, BRENT	85,082	0	TEACHING STAFF
DERRICK, MICHELLE EMILY	75,493	0	TEACHING STAFF
DESAUTELS, PAULA SUSAN	139,488	0	ADMINISTRATOR
DESLAURIERS, LAURENT MARCEL	78,231	0	TEACHING STAFF
DESROCHERS, SHARISSA MARIE	88,991	0	TEACHING STAFF
DEUTSCH, RYAN ANTHONY	94,592	0	TEACHING STAFF
DEVJI, SHEEBA	88,939	0	TEACHING STAFF
DEWINETZ, ROBERT WILLIAM	126,288	122	ADMINISTRATOR
DHADWAR, NAVNEET	77,052	0	TEACHING STAFF
DHALIWAL, AMANJOT	95,944	0	TEACHING STAFF
DHALIWAL, AMANY AMANDEEP KAUR	94,578	0	TEACHING STAFF
DHALIWAL, AMARDEEP	94,421	0	TEACHING STAFF
DHALIWAL, GURJIT KAUR	87,560	0	TEACHING STAFF
DHALIWAL, GURVINDER NEETU	99,083	0	TEACHING STAFF
DHALIWAL, HARMANJIT SINGH	87,238	0	EXCLUDED STAFF(ON MUN.PENSION)
DHALIWAL, JAGDEEP K.	132,106	0	ADMINISTRATOR
DHALIWAL, MANDEEP SINGH	95,768	0	TEACHING STAFF
DHALIWAL, NEHA	83,376	0	TEACHING STAFF

BOARD OF EDUCATION OF SCHOOL DISTRICT NO. 36 (SURREY)

UNAUDITED SCHEDULE OF FINANCIAL INFORMATION REMUNERATION AND EXPENSES - EMPLOYEES For The Year Ended June 30, 2021

Schedule 4

NAME	REMUNERATION	EXPENSES	POSITION
DHALIWAL, PARMINDER K.	84,960	0	TEACHING STAFF
DHALIWAL, SANDEEP KAUR	94,578	0	TEACHING STAFF
DHALIWAL, SANDEEP SONNY	95,944	0	TEACHING STAFF
DHALIWAL, SONIA KAUR	86,813	0	TEACHING STAFF
DHAMI, GURJEET KAUR	77,867	0	TEACHING STAFF
DHANJU, RUPINDER	95,943	0	TEACHING STAFF
DHARIWAL, BALJIT KAUR	99,009	0	TEACHING STAFF
DHARIWAL, JASMINE	93,169	300	TEACHING STAFF
DHATT, NAVJOT KAUR	94,423	0	TEACHING STAFF
DHILLON, DAVINDER KAUR	94,419	0	TEACHING STAFF
DHILLON, HARDIP KAUR	76,978	0	TEACHING STAFF
DHILLON, JATINDER	174,044	2,337	EXCLUDED STAFF(ON TCH PENSION)
DHILLON, KULWINDER	94,509	0	TEACHING STAFF
DHILLON, MANJIT M.	87,528	0	TEACHING STAFF
DHILLON, PRITPAL KAUR	87,515	0	TEACHING STAFF
DHILLON, RAVIJOT	88,427	0	TEACHING STAFF
DHILLON, SABRINA MANDEEP	95,958	0	TEACHING STAFF
DHILLON, SARA	87,560	0	TEACHING STAFF
DHILLON, SUKHDEEP KAUR	95,958	0	TEACHING STAFF
DHILLON, SUMANPAL SINGH	87,548	0	TEACHING STAFF
DHINDSA, KIRANVEER KAUR	84,257	0	TEACHING STAFF
DHOT, JASVINDER KAUR	94,558	0	TEACHING STAFF
DHUDWAL, SHARONJEET KAUR	95,067	488	TEACHING STAFF
DI ANTONIO, RINO	83,592	120	EXCLUDED STAFF(ON MUN.PENSION)
DI CESARE, DIANA	140,032	4,462	ADMINISTRATOR
DI CURZIO, LORETA LORETANA	94,558	0	TEACHING STAFF
DIACK, JENNIFER MARIE	75,018	929	TEACHING STAFF
DICK, VERNON KARL	81,122	0	TEACHING STAFF
DICKIE, CHELSEY JENNIFER	87,560	0	TEACHING STAFF
DICKINSON, MICHELE A	75,666	0	TEACHING STAFF
DICKINSON, ROBIN	95,887	105	TEACHING STAFF
DICKSON, CHRISTINA FAY	87,560	0	TEACHING STAFF
DIEGEL, LISA JOY	95,958	0	TEACHING STAFF
DIETRICH, MICHELE M	94,509	0	TEACHING STAFF
DIEWERT, TERESA LYNN	89,699	0	TEACHING STAFF
DILLON, DEBORAH K	80,694	0	TEACHING STAFF
DILLON, TAMMY RAYMONDE	78,600	0	TEACHING STAFF
DIOGAN, GURDEEP	83,089	46	EXCLUDED STAFF(ON MUN.PENSION)
DIONNE, RENEE	95,636	0	TEACHING STAFF
DO SKALINSKI, TRAM	77,037	0	TEACHING STAFF
DOCKSTEADER, REEGAN ROBERT W.	87,990	0	TEACHING STAFF
DODD, SUZANNE MARIE	81,187	0	TEACHING STAFF
DODGE, ALICIA VICTORIA	103,750	0	TEACHING STAFF
DOLAN, PAMELA	94,527	0	TEACHING STAFF
DOMEIER, LISA M.	100,297	0	TEACHING STAFF
DOMINGO, ELEANOR ASUNCION	95,891	0	TEACHING STAFF
DOMONKOS, CHRISTY LEE	85,139	0	TEACHING STAFF
DOMONKOS, JACQUELINE L.	94,578	0	TEACHING STAFF
DONALDSON, KEITH LESLIE	93,333	0	TEACHING STAFF
DONNELLY, GERALDINE	96,729	0	TEACHING STAFF

BOARD OF EDUCATION OF SCHOOL DISTRICT NO. 36 (SURREY)

UNAUDITED SCHEDULE OF FINANCIAL INFORMATION REMUNERATION AND EXPENSES - EMPLOYEES For The Year Ended June 30, 2021

Schedule 4

NAME	REMUNERATION	EXPENSES	POSITION
DONNISON, TAMARA LEAH	94,557	0	TEACHING STAFF
DONOHUE, CARRIE ANN	87,353	0	TEACHING STAFF
DOREY, KRISTIN	94,833	0	TEACHING STAFF
DORSCH, STEPHANIE ANNE	84,682	175	TEACHING STAFF
DOS SANTOS, CARLA MARIA	94,543	0	TEACHING STAFF
DOSANJH, BALRAJ	95,211	0	TEACHING STAFF
DOSANJH, JASLEEN KAUR	95,944	0	TEACHING STAFF
DOSANJH, NAVNIT	95,958	0	TEACHING STAFF
DOUBLEDAY, DAVID RHYS	90,651	488	TEACHING STAFF
DOUBLEDAY, TANYA RACHELLE	77,557	0	TEACHING STAFF
DOUGLAS, AARON KYLE	103,585	0	CONT. EDUCATION INSTRUCTOR
DOUGLAS, ALANA	77,857	67	TEACHING STAFF
DOUGLAS, MURIEL	139,488	4	ADMINISTRATOR
DOUGLAS, SAMUEL DAVID	93,333	0	TEACHING STAFF
DOUGLAS, TERRI MICHELLE	99,229	0	TEACHING STAFF
DOULL, JENNIFER LEIGH	87,530	0	TEACHING STAFF
DOVALE, LISA MARIA	78,496	0	TEACHING STAFF
DOWNES, ANDREA	95,873	247	TEACHING STAFF
DOWNNS, EMILINE	94,558	0	TEACHING STAFF
DOYLE, DOUGLAS LEONARD	95,873	0	TEACHING STAFF
DOYLE, MICHAEL ROY	96,762	0	TEACHING STAFF
DRAKE, ADAM	117,239	0	TEACHING STAFF
DRAKE, JULIA V.	94,523	0	TEACHING STAFF
DRAYTON, LEAH GAY	84,517	169	EXCLUDED STAFF(ON MUN.PENSION)
DREW, KATHERINE	93,758	0	TEACHING STAFF
DREWS, YVETTE NICOLE	101,678	0	ASSOCIATED PROFESSIONALS
DRIEDGER, TREVOR CLARKE	87,387	0	TEACHING STAFF
DRISCOLL, MICHAEL R.	106,676	0	TEACHING STAFF
DRISS, BEN S.	111,893	0	TEACHING STAFF
D'SOUZA, LEON MICHAEL	94,544	0	TEACHING STAFF
DUBLAND, ELYSIA SUZANNA	87,431	59	TEACHING STAFF
DUCKWORTH, VERNA G	95,410	0	TEACHING STAFF
DUDKA, MARCELO C.	94,544	0	TEACHING STAFF
DUDLEY, JENNIFER KAILA	80,383	0	TEACHING STAFF
DUECK, KAREN A.	95,502	0	TEACHING STAFF
DUFAULT, LAUREL E.	94,574	0	TEACHING STAFF
DUFF, KASHA M.	122,450	9	ADMINISTRATOR
DUGUAY, JENNIFER RUTH	76,934	0	TEACHING STAFF
DUIMEL, PAULA J	94,544	0	TEACHING STAFF
DUKE, BRENDA LYNN	84,948	0	TEACHING STAFF
DUKE, DEREK GRAHAM	96,797	13	TEACHING STAFF
DULAL, SUMAN	94,051	0	TEACHING STAFF
DULLA, MANJIT	94,544	0	TEACHING STAFF
DULLKU, OMINDER MEENA	87,560	0	TEACHING STAFF
DUMOUCHELLE, MICHAEL R.	96,797	0	TEACHING STAFF
DUNCAN, DIANE L	94,565	0	TEACHING STAFF
DUNCAN, DORIS	87,483	0	TEACHING STAFF
DUNCAN, JAMISON JOHN	88,018	0	TEACHING STAFF
DUNCAN, KIMBERLY B	87,560	0	TEACHING STAFF
DUNCAN, YOLANDA	94,523	62	TEACHING STAFF

BOARD OF EDUCATION OF SCHOOL DISTRICT NO. 36 (SURREY)

UNAUDITED SCHEDULE OF FINANCIAL INFORMATION REMUNERATION AND EXPENSES - EMPLOYEES For The Year Ended June 30, 2021

Schedule 4

NAME	REMUNERATION	EXPENSES	POSITION
DUNDAS, PATRICIA LOUISE	191,706	3,907	EXCLUDED STAFF(ON MUN.PENSION)
DUNDERDALE, PATTY AGNES	94,509	0	TEACHING STAFF
DUNLOP, CALVIN R	94,558	0	TEACHING STAFF
DUNLOP, LINDA J	95,923	961	TEACHING STAFF
DUNN, BLAKE RONALD	95,940	0	TEACHING STAFF
DUNNING, FIONA G.	94,558	0	TEACHING STAFF
DUNSMORE, DIANNE P	95,877	0	TEACHING STAFF
DY, CATHERINE CHENNEL	75,122	0	TEACHING STAFF
DY, JOAN YUEN-YE	94,589	0	TEACHING STAFF
DYCK, LINDSAY MARIE	91,559	0	TEACHING STAFF
DYCK, LORETTA GRACE	95,887	0	TEACHING STAFF
DYCK, PETER ALEX	87,529	769	TEACHING STAFF
DYCK, SHARON	98,965	0	TEACHING STAFF
DYM, DAMIAN	105,254	27	TEACHING STAFF
DYSALVADOR, ANDREA NICOLE	76,347	0	TEACHING STAFF
EAGLE, KIM D.	100,169	0	TEACHING STAFF
EAKET, GILLIAN	87,079	0	TEACHING STAFF
EASTON, DEBORAH JANE	84,226	0	TEACHING STAFF
ECKERT, FIONA ANNE	139,488	0	ADMINISTRATOR
ECKERT, MICHEAL	100,331	0	TEACHING STAFF
EDMONDSON, BRADLEY JONATHAN	76,987	649	TEACHING STAFF
EDWARDS, ABBY G.	77,005	0	TEACHING STAFF
EDWARDS, JENNIFER ELIZABETH	95,245	0	TEACHING STAFF
EDWARDS, KATHLEEN	86,207	0	TEACHING STAFF
EDWARDS, WARREN R	89,949	0	TEACHING STAFF
EELES, KATHERINE ELIZABETH	80,213	0	TEACHING STAFF
EGAN, PETER B.	87,495	0	TEACHING STAFF
EGITTO, CHARLENE	95,923	254	TEACHING STAFF
EISMA, SYLVIA H.	103,926	0	TEACHING STAFF
EL HALABI, LOUAY FARID	87,528	0	TEACHING STAFF
ELDEN, KRISTY LOUISE	94,419	0	TEACHING STAFF
ELDER, JOLENE KRISTI LYN	115,889	0	ADMINISTRATOR
ELENA, SANDEEP	89,532	0	TEACHING STAFF
ELFSTROM, TRACEY A.	94,558	0	TEACHING STAFF
ELLESTAD, FRANK PAUL	79,578	0	TEACHING STAFF
ELLETT, CHRISTOPHER RYAN EARL	98,821	0	TEACHING STAFF
ELLETT, LINDSEY MARIE	100,183	194	TEACHING STAFF
ELLIOT, ANDREW	84,753	0	EXCLUDED STAFF(ON MUN.PENSION)
ELLIOTT, ERIN DAWN	95,923	0	TEACHING STAFF
ELLIOTT, PAUL ALEXANDER	114,668	0	TEACHING STAFF
ELLIS, DIANA E	136,241	14	ADMINISTRATOR
ELLISON, MARY PATRICIA	87,971	0	TEACHING STAFF
EL-NASHAR, ZEINA SULEIMAN	128,934	0	ADMINISTRATOR
ELPHICK, MELISSA CARLY	94,030	0	TEACHING STAFF
ELSTON, SHEREE LYNN	96,738	0	TEACHING STAFF
EMAMVERDI, MASOUMEH	109,163	0	TEACHING STAFF
EMNACEN, ELISE	87,519	0	TEACHING STAFF
ENG, JENNIFER LAURIE	75,674	0	TEACHING STAFF
ENGLAND, GREGORY GORDON	77,843	0	TEACHING STAFF
ENGLAND, MARC	98,113	0	TEACHING STAFF

BOARD OF EDUCATION OF SCHOOL DISTRICT NO. 36 (SURREY)

UNAUDITED SCHEDULE OF FINANCIAL INFORMATION REMUNERATION AND EXPENSES - EMPLOYEES For The Year Ended June 30, 2021

Schedule 4

NAME	REMUNERATION	EXPENSES	POSITION
ENGLISH, LLOWYIN E.	76,632	0	TEACHING STAFF
ENNS, MARINA L.	126,288	0	ADMINISTRATOR
EPP, KAREN	94,522	0	TEACHING STAFF
EPPELE, KRISTINE PATRICE	115,889	0	ADMINISTRATOR
ERB, CRAIG M.	96,762	0	TEACHING STAFF
ERCEG, DAJANA	106,711	0	TEACHING STAFF
ERICKSON, BLAKE CAMERON	89,764	0	TEACHING STAFF
ERICKSON, SHELLIE	87,499	0	TEACHING STAFF
ESPINOSA, MYLENE	77,016	0	TEACHING STAFF
ETHIER, STEPHANE	94,544	0	TEACHING STAFF
EURICH, KRISTINE ALENA	94,592	0	TEACHING STAFF
EVANS, SEAN DANIEL	90,359	0	TEACHING STAFF
EWACHA, EDWARD LESLIE	96,797	0	TEACHING STAFF
EWEN, LEANNE	94,509	0	TEACHING STAFF
EWEN, MICHAEL S.	94,457	0	TEACHING STAFF
EZAKI, VANESSA	92,460	123	EXCLUDED STAFF(ON MUN.PENSION)
EZELYK, KIRSTEN DANAE	75,709	0	TEACHING STAFF
FADUM, KAREN UNA	112,939	0	ADMINISTRATOR
FALK, KIRSTEN ELIZABETH	99,207	0	TEACHING STAFF
FANG, CHAO HAN TROY	79,203	0	TEACHING STAFF
FARAONE, JUSTIN JACK	94,989	0	TEACHING STAFF
FARQUHAR, KIRSTEN	128,934	5	ADMINISTRATOR
FARQUHAR, ROBERTA JEAN	89,733	0	TEACHING STAFF
FARRELL, DEBORAH L.	75,647	0	TEACHING STAFF
FARSTAD, KAIJA LEONA	93,883	0	TEACHING STAFF
FASSE, BRIAN JOHANNES	96,797	0	TEACHING STAFF
FAST, DARRELL	96,763	0	TEACHING STAFF
FAST, SUZANNE LORI	77,235	0	TEACHING STAFF
FAUCHON, PIERRE	87,483	0	TEACHING STAFF
FEATHER, MAIKEN MICHELE	94,403	0	TEACHING STAFF
FEAZEL, CELINE DYMPNA	95,923	0	TEACHING STAFF
FEDDER, SHANAH	95,534	0	TEACHING STAFF
FEDYK, CARLOS A.	94,523	0	TEACHING STAFF
FELTHAM, BARBARA	94,524	0	TEACHING STAFF
FENRICK, LAURETTA C.	139,488	0	ADMINISTRATOR
FENTON, LAURA LEE	133,252	0	ADMINISTRATOR
FERGUSON, HEIDI KATHLEEN	91,941	0	TEACHING STAFF
FERGUSON, JARED RICHARD V.	87,399	0	TEACHING STAFF
FERGUSON, PAUL JAMES	94,419	0	TEACHING STAFF
FERNANDEZ, ANN MARIE	95,958	0	TEACHING STAFF
FERRIER, LEE A.	97,900	0	TEACHING STAFF
FERRIS, ALEXANDRA	94,544	0	TEACHING STAFF
FETIGAN, LESLEY A.	93,461	0	TEACHING STAFF
FETT, BONNY GLORIA A.	87,495	0	TEACHING STAFF
FEUZ, ANALISA	95,873	0	TEACHING STAFF
FICOCIELLO, DIANE	93,618	0	TEACHING STAFF
FICZAY, VALENTINA	86,650	0	TEACHING STAFF
FIELD, ALEXIS KIRSTEN	87,560	0	TEACHING STAFF
FIGUEIRA, MARK A.	98,966	0	TEACHING STAFF
FILIATRAULT, TANIS ELISE	76,524	0	TEACHING STAFF

BOARD OF EDUCATION OF SCHOOL DISTRICT NO. 36 (SURREY)

UNAUDITED SCHEDULE OF FINANCIAL INFORMATION REMUNERATION AND EXPENSES - EMPLOYEES For The Year Ended June 30, 2021

Schedule 4

NAME	REMUNERATION	EXPENSES	POSITION
FILIPOVIC, SUZANA	87,512	0	TEACHING STAFF
FILIPPELLI, GIUSEPPE JOE	94,592	0	TEACHING STAFF
FINDLAY, CHRISTA TAMARA	93,613	0	TEACHING STAFF
FINDLAY, JANNA MARIE	84,615	0	TEACHING STAFF
FINDLAY, JENNIFER A.	95,211	0	TEACHING STAFF
FINDLER, SANDRA L.	90,383	0	TEACHING STAFF
FISHER, NIGEL ALAN	87,609	9	TEACHING STAFF
FITZ, RONDALYN	128,934	0	ADMINISTRATOR
FITZGERALD, DR. SHEOLLAGH	95,821	0	TEACHING STAFF
FJERMESTAD, LISA A	87,387	0	TEACHING STAFF
FLACK, H. EMILY C.	94,103	0	TEACHING STAFF
FLANAGAN, AMBER E	139,488	0	ADMINISTRATOR
FLANNAGAN, ALLISON M.	94,324	0	TEACHING STAFF
FLEMING, AUDREY MONICA	81,185	0	TEACHING STAFF
FLEMING, KERI DAWN	76,754	107	TEACHING STAFF
FLEMING, KEVIN S.	94,558	0	TEACHING STAFF
FLINK, BLAIR	95,909	0	TEACHING STAFF
FLINT, COLETTE L.	94,558	0	TEACHING STAFF
FLORES, JOBEE ANN	86,665	0	TEACHING STAFF
FLORIO, JODI LYNN	94,574	0	TEACHING STAFF
FLORKOWSKI, KELLY JANICE	87,400	0	TEACHING STAFF
FLYNN, MARK J.	128,934	0	ADMINISTRATOR
FOLEY, MICHAEL O'BRIEN	84,102	0	TEACHING STAFF
FOLKERS, MEGAN LARAINÉ	91,791	0	TEACHING STAFF
FONTANA, SHARLENE ANITA	87,399	0	TEACHING STAFF
FORBES, JANE ALEXANDRA	133,365	4	ADMINISTRATOR
FORBES-KING, GREG WILLIAM	151,590	1,595	EXCLUDED STAFF(ON MUN.PENSION)
FORDE, MIKA MARIA	95,950	0	TEACHING STAFF
FORERO WILKINSON, MARIA FERNAN	85,822	0	TEACHING STAFF
FORRESTER, PATRICIA A	95,835	136	TEACHING STAFF
FORSYTH, CAROLYN	95,768	774	TEACHING STAFF
FOSTER, ELIZABETH A.	105,953	0	TEACHING STAFF
FOSTER, GLENNIS	94,510	0	TEACHING STAFF
FOSTER, GRACE	94,419	0	TEACHING STAFF
FOURNIER, DEREK	95,923	0	TEACHING STAFF
FOWLER, GAIL ANNETTE	95,873	0	TEACHING STAFF
FOWLER, MEGAN	78,064	0	TEACHING STAFF
FOWLER, PATRICIA M.	94,483	0	TEACHING STAFF
FOX, ANDREA D.	95,056	0	TEACHING STAFF
FOX, ANN-MAREE	95,873	3,103	TEACHING STAFF
FRAMPTON, RUSSELL PATRICK	87,547	0	TEACHING STAFF
FRANK, GREG DWIGHT	220,697	23,447	EXCLUDED STAFF(ON MUN.PENSION)
FRANK, MONICA	128,934	0	ADMINISTRATOR
FRANSEN, LANA ERINNE	87,528	0	TEACHING STAFF
FRANSEN, TAMARA LYNN	95,944	0	TEACHING STAFF
FRASER TILLEY, BARBARA KRISTIN	95,887	0	TEACHING STAFF
FRASER, CHRISTIE MAE	79,100	0	TEACHING STAFF
FRASER, CHRISTINA	79,904	0	TEACHING STAFF
FRASER, SUSAN M.	94,558	0	TEACHING STAFF
FREDERICKSON, JOHN PAUL	95,873	697	TEACHING STAFF

BOARD OF EDUCATION OF SCHOOL DISTRICT NO. 36 (SURREY)

UNAUDITED SCHEDULE OF FINANCIAL INFORMATION REMUNERATION AND EXPENSES - EMPLOYEES For The Year Ended June 30, 2021

Schedule 4

NAME	REMUNERATION	EXPENSES	POSITION
FREDERICKSON, LINDSEY VICTORIA	95,958	0	TEACHING STAFF
FREEMAN, MARGO LEIGH	87,560	0	TEACHING STAFF
FRENCH, SUSAN	94,523	0	TEACHING STAFF
FREW, TAMARA D.	95,922	0	TEACHING STAFF
FRIEL, KAREN ANGELA	86,685	169	TEACHING STAFF
FRIESEN, BRIAN	87,705	0	MAINTENANCE STAFF
FRIESEN, GENEVIEVE IRENE	94,405	0	TEACHING STAFF
FRIESEN, MICHAEL ANTHONY	84,876	0	TEACHING STAFF
FRIESEN, SARAH KATE	94,611	0	TEACHING STAFF
FRINSKIE, LEONARD A	75,437	209	MAINTENANCE STAFF
FROST, LINDA LOUISE	87,495	100	TEACHING STAFF
FROST, PAUL	96,867	0	TEACHING STAFF
FRYER, TOBY HOVAN	94,592	0	TEACHING STAFF
FULLER, MERILEE L.	95,923	0	TEACHING STAFF
FULLER, SUSAN	94,523	0	TEACHING STAFF
FUNK, MAUREEN LUCILLE	76,720	0	TEACHING STAFF
FURTADO, ANTONIO	94,526	0	TEACHING STAFF
GABEL, VINCENT A	99,718	0	TEACHING STAFF
GABRIELE, CARRIE L	94,544	0	TEACHING STAFF
GABRIEL-MORRISSEY, ANGELA	94,544	915	TEACHING STAFF
GABRYS, LISA MARIE	95,923	0	TEACHING STAFF
GAETZ, HEIDI M.	94,592	0	TEACHING STAFF
GAFUR, NAUSHEEN NILUFAR	75,387	0	TEACHING STAFF
GAGNON, MICHEL	95,923	0	TEACHING STAFF
GAIND, ANITA	105,970	0	TEACHING STAFF
GALE, JENNIFER MICHELLE	81,228	0	TEACHING STAFF
GALLACHER, DREW	90,834	0	TEACHING STAFF
GALLAGHER, CHERYL	95,515	0	TEACHING STAFF
GALLAGHER, MARY PATRICIA E	97,814	0	TEACHING STAFF
GALLANT, STEPHANIE	87,515	0	TEACHING STAFF
GALLVITZ, DARREN THEODORE	87,388	0	TEACHING STAFF
GAMMEL, BYRON M.	139,488	5	ADMINISTRATOR
GANDER, MANDY M.	98,966	0	TEACHING STAFF
GANDERTON, TONYA	94,558	0	TEACHING STAFF
GANDHA, ACHAL	100,099	3,904	EXCLUDED STAFF(ON MUN.PENSION)
GANDHAM, MANITA KAUR	77,868	0	TEACHING STAFF
GANDHAM, RANI	119,774	0	ADMINISTRATOR
GANSHORN, SHANNON LEA	94,592	0	TEACHING STAFF
GANTON, SHEILA	89,095	0	TEACHING STAFF
GARBE, DANIELLE	97,668	0	TEACHING STAFF
GARDNER, DANNIEL J.	94,558	0	TEACHING STAFF
GARDNER, ELIZABETH	122,039	0	CLERICAL STAFF
GARDNER, NEIL E.J.	99,087	129	TEACHING STAFF
GAREAU, ALAIN	83,741	0	TEACHING STAFF
GARNEAU, MARC A.	111,494	305	TEACHING STAFF
GASPARD, JOANNE L.	94,523	0	TEACHING STAFF
GATERELL, SCOTT ANDREW	85,240	0	TEACHING STAFF
GAZDAR, AMARJEET	94,592	0	TEACHING STAFF
GEARY, RAYLYN CHRISTINA	87,372	0	TEACHING STAFF
GEDDES, MARGARET H	140,141	0	ADMINISTRATOR

BOARD OF EDUCATION OF SCHOOL DISTRICT NO. 36 (SURREY)

UNAUDITED SCHEDULE OF FINANCIAL INFORMATION REMUNERATION AND EXPENSES - EMPLOYEES For The Year Ended June 30, 2021

Schedule 4

NAME	REMUNERATION	EXPENSES	POSITION
GEE, WAH	95,923	488	TEACHING STAFF
GELOWITZ, HEATHER M.	94,558	0	TEACHING STAFF
GEMMELL, BRIEN R.S.	96,766	0	TEACHING STAFF
GENSCHOREK, CHARLOTTE	95,909	0	TEACHING STAFF
GERBRANDT, RON W.	96,575	0	TEACHING STAFF
GERDIS, NICOLA SHARON	97,412	0	TEACHING STAFF
GERTZ, LINDA	110,183	2,737	EXCLUDED STAFF(ON MUN.PENSION)
GESSEY, KAREN	94,540	0	TEACHING STAFF
GEYER, TINA LOUISE	86,478	0	TEACHING STAFF
GHUMAN, HARJOT SINGH	126,288	0	ADMINISTRATOR
GIBB, ROCHELLE ALICIA	94,634	0	TEACHING STAFF
GIBBY, ANGHARAD MARI	94,086	0	TEACHING STAFF
GIBSON BERG, TIFFANY	75,661	0	TEACHING STAFF
GIBSON, DANIEL M.	86,205	0	TEACHING STAFF
GIHM, GRACE EUNHYE	94,592	0	TEACHING STAFF
GILL, AMANDA AMANDEEP K	87,611	0	TEACHING STAFF
GILL, AMANDEEP KAUR	96,438	0	TEACHING STAFF
GILL, AMARINDERJIT SINGH	87,511	0	TEACHING STAFF
GILL, AMRJIT K.	95,768	0	TEACHING STAFF
GILL, BALJIT	99,148	0	TEACHING STAFF
GILL, BALTEJ BOBBY SINGH	95,462	0	TEACHING STAFF
GILL, CHARANJIT KAUR	95,958	0	TEACHING STAFF
GILL, CHERYL L.	87,078	0	TEACHING STAFF
GILL, DALJIT S	108,383	0	TEACHING STAFF
GILL, DEPINDER KAUR	95,782	0	TEACHING STAFF
GILL, GURDEEP KAUR	82,943	0	TEACHING STAFF
GILL, GURJEEVAN KAUR	88,492	0	TEACHING STAFF
GILL, HARINDERJOT JODI	87,399	0	TEACHING STAFF
GILL, HARPREET K.	87,531	0	TEACHING STAFF
GILL, JASBIR	83,394	0	TEACHING STAFF
GILL, JASPAL KAUR	87,518	0	TEACHING STAFF
GILL, KARAN PAUL	95,909	0	TEACHING STAFF
GILL, KULJEET	75,418	0	TEACHING STAFF
GILL, LAKWINDER RONNI	95,941	0	TEACHING STAFF
GILL, MANPREET KAUR	92,305	0	TEACHING STAFF
GILL, MINI	99,229	0	TEACHING STAFF
GILL, NAJINDER	103,294	0	TEACHING STAFF
GILL, NARINDER KAUR	88,923	0	TEACHING STAFF
GILL, NAVJEET	95,944	0	TEACHING STAFF
GILL, PUNAM KAUR	81,303	0	TEACHING STAFF
GILL, RAJ K	87,387	0	TEACHING STAFF
GILL, RAVIJOT KAUR	86,598	0	TEACHING STAFF
GILL, RAVINDAR KAUR	94,558	0	TEACHING STAFF
GILL, REENA KAUR	127,036	266	ADMINISTRATOR
GILL, ROBERT R.	78,190	462	INFORMATION TECHNOLOGY
GILL, RONEETA KRYSTLE	75,550	0	TEACHING STAFF
GILL, RUPINDER KAUR	94,419	0	TEACHING STAFF
GILL, RUPINDER KAUR	95,399	0	TEACHING STAFF
GILL, SANDEEP SINGH	94,592	0	TEACHING STAFF
GILL, SARABJIT KAUR	94,557	0	TEACHING STAFF

BOARD OF EDUCATION OF SCHOOL DISTRICT NO. 36 (SURREY)

UNAUDITED SCHEDULE OF FINANCIAL INFORMATION REMUNERATION AND EXPENSES - EMPLOYEES For The Year Ended June 30, 2021

Schedule 4

NAME	REMUNERATION	EXPENSES	POSITION
GILL, SHAMINDER K.	94,592	0	TEACHING STAFF
GILL, SHERYL D	94,558	0	TEACHING STAFF
GILL, SIMMERDEEP SIBLI	95,923	0	TEACHING STAFF
GILL, SUKHVIR KAUR	95,873	0	TEACHING STAFF
GILLIES, ALANA L.	87,392	0	TEACHING STAFF
GILRAY, MICHAEL D.	79,971	0	TEACHING STAFF
GIVEN, MARGARET	94,471	0	TEACHING STAFF
GLAVIN, SARI LYNN	85,342	0	TEACHING STAFF
GLEADHILL, IAN MARTIN	94,544	70	TEACHING STAFF
GLEESON, JANINE DENISE	80,074	0	TEACHING STAFF
GLEITMAN, COREY M.	99,233	0	TEACHING STAFF
GLENISTER, MICHAEL P	87,528	0	TEACHING STAFF
GLENNON-YEE, KEELEY	87,532	0	TEACHING STAFF
GOCMEN, MUSTAFA	118,061	488	TEACHING STAFF
GODWIN, SYLVIA	75,661	0	TEACHING STAFF
GOGUEN, CHANTAL	95,920	202	TEACHING STAFF
GOMES, BRIDGET ESMERALDA	94,509	0	TEACHING STAFF
GOMES, PAUL	87,495	0	TEACHING STAFF
GONSALES, JESSICA ALISON	99,265	0	TEACHING STAFF
GONSALES, PATRICK ANDREW	100,368	0	TEACHING STAFF
GOODMAN, STEVEN	104,244	301	EXCLUDED STAFF(ON MUN.PENSION)
GORDON, ANITA KATHY	91,936	0	TEACHING STAFF
GORMAN, VINCENT	94,509	0	TEACHING STAFF
GOSAL, HARINDER S.	94,558	0	TEACHING STAFF
GOSLING, MICHAEL DOUGLAS	78,391	2,109	EXCLUDED STAFF(ON MUN.PENSION)
GOTO, PATSY NAOMI	90,801	0	TEACHING STAFF
GOULD, CLARE C	75,649	0	TEACHING STAFF
GOWAN, TRINA LEE	87,122	0	TEACHING STAFF
GRAHAM, BRENDEN MICHAEL	85,375	0	TEACHING STAFF
GRAINGER, AMY RAE	100,995	0	TEACHING STAFF
GRANT, BRIAN R	87,515	0	TEACHING STAFF
GRANT, CURTIS CHRISTOPHE	83,251	0	TEACHING STAFF
GRANT, JOHN	91,919	0	TEACHING STAFF
GRANT, LATIECIA	95,389	0	TEACHING STAFF
GRANT, MONICA-RAE	94,369	0	TEACHING STAFF
GRANT, ROBERT MURRAY	77,615	0	TEACHING STAFF
GRAVE, MITCH HUET	88,224	0	TEACHING STAFF
GRAY, CORINNE LOUISE	95,876	0	TEACHING STAFF
GRAY, ERIKA LAUREN	75,692	0	TEACHING STAFF
GRAY, JESSICA	94,419	0	TEACHING STAFF
GRAY, LAURA J	95,923	0	TEACHING STAFF
GRAY, MARIANNE	87,560	0	TEACHING STAFF
GREAU, KAREN MARIA	143,925	4,088	ADMINISTRATOR
GREEN, CARLA ANN	115,889	0	ADMINISTRATOR
GREEN, KELSEY ANN TENILL	78,673	0	TEACHING STAFF
GREENBERG, KATHLEEN	94,558	0	TEACHING STAFF
GREGERSON, RENEE MICHELLE	95,958	27	TEACHING STAFF
GREGGAIN, BRANDI	95,909	0	TEACHING STAFF
GREGORY, NIOMIE	80,422	1,029	ASSOCIATED PROFESSIONALS
GREIG, NANCY DORA K.	94,405	0	TEACHING STAFF

BOARD OF EDUCATION OF SCHOOL DISTRICT NO. 36 (SURREY)

UNAUDITED SCHEDULE OF FINANCIAL INFORMATION REMUNERATION AND EXPENSES - EMPLOYEES For The Year Ended June 30, 2021

Schedule 4

NAME	REMUNERATION	EXPENSES	POSITION
GRESCHNER, KAREN E.	95,873	0	TEACHING STAFF
GREWAL, HARPREET KAUR	91,913	0	TEACHING STAFF
GREWAL, KAMALJIT KAUR	126,814	0	ADMINISTRATOR
GREWAL, MANDEEP KAUR	85,414	0	TEACHING STAFF
GREWAL, MANPREET SINGH	94,561	0	TEACHING STAFF
GREWAL, PARAMPREET KAUR	92,433	0	TEACHING STAFF
GREWAL, PAVANJIT KAUR	78,936	0	TEACHING STAFF
GREWAL, RUPINDER K	78,417	0	TEACHING STAFF
GREWAL, RUPINDER R.	87,101	0	TEACHING STAFF
GREWAL, SAVEEN	95,926	0	TEACHING STAFF
GREWAL, SUNVIR SONIA KAUR	75,604	0	TEACHING STAFF
GRGIC, DIANA	87,399	0	TEACHING STAFF
GRIGGS, ELIZABETH EUGENIA	95,975	0	TEACHING STAFF
GRILLS, LAURA	139,488	0	ADMINISTRATOR
GROBERMAN, ROBERT	94,405	0	TEACHING STAFF
GROHMANN, MANUELA S	94,558	100	TEACHING STAFF
GRONMYR, SOPHIE A.	94,557	0	TEACHING STAFF
GRONNEMOSE, MONA	95,923	0	TEACHING STAFF
GRUDEN, VICKI	96,726	0	TEACHING STAFF
GRUNDY, JULIE L.	94,553	380	TEACHING STAFF
GRYB, NATALIA	94,578	0	TEACHING STAFF
GRZESKOWIAK, COLIN D	95,923	0	TEACHING STAFF
GUEZALOVA, KARINE	100,266	0	TEACHING STAFF
GUGLIELMUCCI, JAMIE M.	94,592	0	TEACHING STAFF
GUILMANT-SMITH, SARAH K.	95,923	0	TEACHING STAFF
GULBRANSEN, JENNIFER BAUTISTA	94,592	0	TEACHING STAFF
GUNN, TINA MARIE	98,366	447	TEACHING STAFF
GUPTA, RITIKA	86,337	1,188	TEACHING STAFF
GURALIUK, TRACY	77,832	0	TEACHING STAFF
GURM, SUKHWINDER KAUR	94,592	0	TEACHING STAFF
GUTKOWSKI, CATHERINE	94,438	0	TEACHING STAFF
HAASE, KRISTA BETH	79,900	0	TEACHING STAFF
HABIB, ANGELA	76,817	0	TEACHING STAFF
HACKER, JENNIFER CLAIRE	79,502	0	TEACHING STAFF
HACKETT, CAROL A.	94,457	0	TEACHING STAFF
HACKETT, LAURA J.	90,775	0	TEACHING STAFF
HAGGLUND, DARRELL LLOYD	94,578	0	TEACHING STAFF
HAID, BRENDA MAY JEAN	95,909	0	TEACHING STAFF
HAINES, ROBERT WILLIAM	94,544	0	TEACHING STAFF
HAINSWORTH, GAVIN B	94,419	0	TEACHING STAFF
HALE, TROY A.	94,558	0	TEACHING STAFF
HALEY, CORBY	95,891	0	TEACHING STAFF
HALL, JOAN E	94,472	0	TEACHING STAFF
HALL, JUDY L.	87,483	0	TEACHING STAFF
HALL, MICHAEL E	95,887	0	TEACHING STAFF
HALL, SHARON J.	94,544	0	TEACHING STAFF
HALL, WENDY MARIE	87,547	0	TEACHING STAFF
HALUSHCHENKO, YURIY	78,948	0	TEACHING STAFF
HAMID, ASSEM MAHMOUD	90,084	822	EXCLUDED STAFF(ON MUN.PENSION)
HAMILTON, ALLIE ELIZABETH	87,624	0	TEACHING STAFF

BOARD OF EDUCATION OF SCHOOL DISTRICT NO. 36 (SURREY)

UNAUDITED SCHEDULE OF FINANCIAL INFORMATION REMUNERATION AND EXPENSES - EMPLOYEES For The Year Ended June 30, 2021

Schedule 4

NAME	REMUNERATION	EXPENSES	POSITION
HAMILTON, JAN K	97,864	0	TEACHING STAFF
HAMILTON, LAURA MICHELLE	88,763	0	TEACHING STAFF
HAMMOND, SHEILA	146,929	0	ADMINISTRATOR
HAN, JANE SZE-TIN	94,592	0	TEACHING STAFF
HANNA, ASHLEY MICHELLE	76,337	0	TEACHING STAFF
HANS, ANGELA L.	94,592	0	TEACHING STAFF
HANS, DEEPINDER KAUR	95,768	0	TEACHING STAFF
HANS, SATINDER KAUR	95,909	0	TEACHING STAFF
HANSEN, AI	80,503	0	TEACHING STAFF
HANSEN, TANYA C	94,558	0	TEACHING STAFF
HANSEN, TESSA MAEGAN	81,097	0	TEACHING STAFF
HANSON, BRENNAN J.	80,910	0	TEACHING STAFF
HANSRA, RAJDEEP KAUR	100,349	0	TEACHING STAFF
HAPKE, NATHAN TODD	95,778	0	TEACHING STAFF
HARASYMCHUK, MARIE	95,887	0	TEACHING STAFF
HARDER, JENNIFER L	76,987	0	TEACHING STAFF
HARDIMAN, SASHA AMAN KAUR	88,419	0	TEACHING STAFF
HARDING, LAURA DIANNE	94,558	0	TEACHING STAFF
HARDING, LORIS A.	84,959	0	TEACHING STAFF
HARDMAN, J. TIM	104,375	142	TEACHING STAFF
HARDY, STEPHEN	139,758	0	ADMINISTRATOR
HARE, RACHEL	98,821	0	TEACHING STAFF
HARKISON, JENNIFER	76,822	0	EXCLUDED STAFF(ON MUN.PENSION)
HARMS, JUDITH	94,509	0	TEACHING STAFF
HAROLD, LORI-ANNE	95,887	0	TEACHING STAFF
HARRADINE, SELINA LUCILLE	94,524	0	TEACHING STAFF
HARRINGTON, LEANNA LYNNE	94,509	0	TEACHING STAFF
HARRIS, ANNETTE RENEE	79,603	0	TEACHING STAFF
HARRIS, DENISE	75,643	0	TEACHING STAFF
HARRIS, KATHRYN	95,911	0	TEACHING STAFF
HARRISON, EITHNE J	139,488	0	ADMINISTRATOR
HARRISON, KRISTY LYNN	95,957	0	TEACHING STAFF
HARRY, SUNDDIP	84,650	0	TEACHING STAFF
HART, CYNTHIA A.	87,560	0	TEACHING STAFF
HART, HEATHER	96,657	0	TEACHING STAFF
HASEGAWA, KAREN TRACY	85,010	0	TEACHING STAFF
HASHMI, AMEERA	75,610	0	TEACHING STAFF
HATTON, SHERYL C.	97,611	0	TEACHING STAFF
HAUEN, IAN	96,192	0	TEACHING STAFF
HAUGEN, CHARLENE D.	104,218	347	TEACHING STAFF
HAUSCHILDT, KRISTA MARIE	75,543	0	TEACHING STAFF
HAVELIWALLA, ZUBIN	89,595	589	TEACHING STAFF
HAVERS, ALEXANDER PAUL	104,806	0	TEACHING STAFF
HAYER, RUPINDER K	96,880	0	TEACHING STAFF
HAYES, JILL	79,845	0	TEACHING STAFF
HAYES, REX	146,929	280	ADMINISTRATOR
HAYES, STEPHEN	91,201	0	TEACHING STAFF
HAYLER, EMILY SCARLETT	89,236	579	TEACHING STAFF
HAYNES, AARON M.	97,576	0	TEACHING STAFF
HAYWARD, LARA ELAINE	87,559	0	TEACHING STAFF

BOARD OF EDUCATION OF SCHOOL DISTRICT NO. 36 (SURREY)

UNAUDITED SCHEDULE OF FINANCIAL INFORMATION REMUNERATION AND EXPENSES - EMPLOYEES For The Year Ended June 30, 2021

Schedule 4

NAME	REMUNERATION	EXPENSES	POSITION
HAYWARD, MARY BARBARA	87,388	488	TEACHING STAFF
HAYWARD, ROGER	96,726	132	TEACHING STAFF
HEACOCK, KURT MARSHALL	76,700	0	TEACHING STAFF
HEACOCK, TARA L.	95,956	0	TEACHING STAFF
HEAD, SANDRA NICOLE	84,450	0	TEACHING STAFF
HEARTY, MEGAN LOUISE	75,052	0	TEACHING STAFF
HEER, RUPA (JAGROOP) K	98,127	0	TEACHING STAFF
HEGGIE, KYLENE NICOLE	95,958	0	TEACHING STAFF
HEHAR, AMANPAL KAUR	94,007	0	TEACHING STAFF
HEIDRICH, COLLEEN JILL	79,860	0	TEACHING STAFF
HEIEIS, CINDY J.	101,517	0	TEACHING STAFF
HEINE, JOACHIM	80,554	0	CONT. EDUCATION INSTRUCTOR
HEINRICK, DEBORAH A	80,696	0	TEACHING STAFF
HEINTZ, GRETTA R	78,161	0	TEACHING STAFF
HELLAND, BRAD A.	139,488	0	ADMINISTRATOR
HELLAND, MICHELE NICOLE	119,525	0	ADMINISTRATOR
HELLYER, PAULA L.	94,580	0	TEACHING STAFF
HEMRICK, WILLIAM JOHN	81,149	0	TEACHING STAFF
HENDERSON, ALAN	98,127	0	TEACHING STAFF
HENDERSON, ERIK E.	95,923	0	TEACHING STAFF
HENDERSON, KATHRYN NICOLE	79,893	0	TEACHING STAFF
HENDERSON, MURRAY	87,531	0	TEACHING STAFF
HENDERSON, STEPHANIE ANN	85,398	0	TEACHING STAFF
HENDY, MICHELLE R	91,937	0	TEACHING STAFF
HENSHAW, KELLY SHIZU	95,476	0	TEACHING STAFF
HEPTING, JEREMY M.	94,578	503	TEACHING STAFF
HEPTING, TAMMIE LYNN	87,547	750	TEACHING STAFF
HERMANN, CRYSTAL LEE	76,855	0	TEACHING STAFF
HERN, SARAH KATHLEEN	79,904	0	TEACHING STAFF
HERNSTEDT, SILVY ISABEL	87,387	0	TEACHING STAFF
HEWITSON, SCOTT E.	110,707	0	TEACHING STAFF
HIBBERT, SINEAD	95,944	0	TEACHING STAFF
HICKS, MICHAEL	94,540	0	TEACHING STAFF
HIDDLESTON, LISA Y.	88,182	0	TEACHING STAFF
HIEBERT, KIMBERLEY IRENE	94,593	0	TEACHING STAFF
HIEBERT, WESLEY	87,399	0	TEACHING STAFF
HIGNELL, KEN G.	146,929	9	ADMINISTRATOR
HILL, CHANTAL	94,086	0	TEACHING STAFF
HILL, HEATHER L.	139,488	0	ADMINISTRATOR
HILL, KERRI L.	87,543	0	TEACHING STAFF
HILL, TASHA	107,870	0	TEACHING STAFF
HILL, THEA VICTORIA	78,830	0	TEACHING STAFF
HILLEN, LARISSA LEE	115,889	0	ADMINISTRATOR
HILICK, CHRISTINE VINCENTIA	95,444	1,313	TEACHING STAFF
HILLSDON, ANDY PAUL	102,540	0	TEACHING STAFF
HILTZ, KRISTI JENNIFER	76,549	0	TEACHING STAFF
HINTZ, JANICE	94,523	0	TEACHING STAFF
HIRMER, RICHARD	97,861	0	MAINTENANCE STAFF
HITTRICH, ANNA	87,528	0	TEACHING STAFF
HJORTH, SHERRY L.	94,559	0	TEACHING STAFF

BOARD OF EDUCATION OF SCHOOL DISTRICT NO. 36 (SURREY)

UNAUDITED SCHEDULE OF FINANCIAL INFORMATION REMUNERATION AND EXPENSES - EMPLOYEES For The Year Ended June 30, 2021

Schedule 4

NAME	REMUNERATION	EXPENSES	POSITION
HO, HSING-HUA STEVE	88,891	0	TEACHING STAFF
HO, JANET	87,495	0	TEACHING STAFF
HO, SHEALYN MARIE	85,989	0	TEACHING STAFF
HOBSON, ELLEN FRANCES	95,983	0	TEACHING STAFF
HODAK, LAURA MAE	94,557	915	TEACHING STAFF
HODGINS, KATHERINE C.	179,412	2,211	EXCLUDED STAFF(ON TCH PENSION)
HODGSON, MARK	94,524	0	TEACHING STAFF
HOEFELICH, MONICA ELISABETH	91,482	0	TEACHING STAFF
HOEKSTRA, AMY NICOLE	95,551	0	TEACHING STAFF
HOELZLEY, DAVID M.	98,127	0	TEACHING STAFF
HOENISCH, DANNETTE	95,923	1,078	TEACHING STAFF
HOFF, ELIZABETH KARIN	95,958	0	TEACHING STAFF
HOFFMAN, CAPRICE TRUDY	87,515	0	TEACHING STAFF
HOGG, SANDRA JAYNE	126,288	34	ADMINISTRATOR
HOLLAND, ANDREW	196,015	3,340	EXCLUDED STAFF(ON TCH PENSION)
HOLLAND, SPENCER DOUGLAS	95,958	0	TEACHING STAFF
HOLLANDER, LEE-ANN N.	95,923	0	TEACHING STAFF
HOLICK-KENYON, IAN ELLIOT	88,014	0	TEACHING STAFF
HOLLINS, ERIN MAUREEN	95,923	0	TEACHING STAFF
HOLLIS, JOHN W.	89,195	0	TEACHING STAFF
HOLLISTON, DARREN W	98,458	0	TEACHING STAFF
HOLMES, DEBORAH R.	105,180	1,950	TEACHING STAFF
HOLMS, LESLIE	94,523	0	TEACHING STAFF
HOLT, TARA	135,372	0	ADMINISTRATOR
HOM, ALBERT M.	96,797	0	TEACHING STAFF
HONEYWELL, KEITH W.	94,523	789	TEACHING STAFF
HOOK, JEFFREY WARREN	94,523	0	TEACHING STAFF
HOPPS, GEORGINA	95,923	252	TEACHING STAFF
HOPPS, GREGORY S	139,488	4	ADMINISTRATOR
HORNE, ANDREA	75,650	0	TEACHING STAFF
HORNING, STEPHEN	84,024	0	TEACHING STAFF
HORSTEAD, JOHN B.	139,488	0	ADMINISTRATOR
HORTON, CHRISTINE M.	82,007	0	TEACHING STAFF
HORVAT, KARIN D.	87,528	0	TEACHING STAFF
HOSKIN, DAVID CAMERON	93,146	0	TEACHING STAFF
HOSKINS, MICHELLE T.	87,543	0	TEACHING STAFF
HOSSACK, KELLY LOUISE	95,444	0	TEACHING STAFF
HOTHI, HARVIR KAUR	94,592	0	TEACHING STAFF
HOTTI, ALLISON JANE	95,924	0	TEACHING STAFF
HOUCHE, GORDON K.	104,976	0	TEACHING STAFF
HOVEN, MICHAEL B	98,113	0	TEACHING STAFF
HOVEN, MICHAELYN R.	95,906	0	TEACHING STAFF
HOWARD, JACQUELINE S	139,566	2,680	ADMINISTRATOR
HOWARD, PAM	87,078	0	TEACHING STAFF
HOWDEN, BRONWEN LEIGH	112,939	0	ADMINISTRATOR
HOWETT, RYAN WILLIAM	112,941	0	ADMINISTRATOR
HOYANO, KARALEA PHYLLIS	96,018	0	TEACHING STAFF
HRYCAN, BRENDA M.	94,526	0	TEACHING STAFF
HU, THOMAS	96,712	0	TEACHING STAFF
HU, WENDY	83,409	0	TEACHING STAFF

BOARD OF EDUCATION OF SCHOOL DISTRICT NO. 36 (SURREY)

UNAUDITED SCHEDULE OF FINANCIAL INFORMATION REMUNERATION AND EXPENSES - EMPLOYEES For The Year Ended June 30, 2021

Schedule 4

NAME	REMUNERATION	EXPENSES	POSITION
HUA, DAVE VAN	81,487	895	MAINTENANCE STAFF
HUANG, I-MING MILLIE	80,879	0	TEACHING STAFF
HUBBICK, JEFFREY HOWARD	98,961	0	TEACHING STAFF
HUDDLESTAN, JESSICA ANNE	83,293	0	TEACHING STAFF
HUGH, JAIME-LYN	95,944	0	TEACHING STAFF
HUGHES, CHRISTOPHER MICHAEL	97,163	0	TEACHING STAFF
HUI, REBECCA YUE-YEN	94,578	0	TEACHING STAFF
HUISMAN, JAMIE MARIE	86,653	0	TEACHING STAFF
HUITINK, TANIS	87,515	0	TEACHING STAFF
HULL, KRISTJEN DEAN	95,944	0	TEACHING STAFF
HUME, MARIA A	94,592	0	TEACHING STAFF
HUMESTON, CHRISTOPHER	96,540	0	TEACHING STAFF
HUMMERSTON, SARAH NICHOL	87,399	0	TEACHING STAFF
HUNDAL, AMRIT KAUR	78,947	0	TEACHING STAFF
HUNDAL, MANDEEP KAUR	84,652	0	TEACHING STAFF
HUNDAL, SANJEEV SINGH	94,592	0	TEACHING STAFF
HUNDAL, SUTINDER	76,484	0	CONT. EDUCATION INSTRUCTOR
HUNNIFORD, NATALIE A.	76,762	0	TEACHING STAFF
HUNTER, CHRIS H.	109,635	294	TEACHING STAFF
HUNTER, SUSAN M.	105,081	0	TEACHING STAFF
HURRELL, AMANDA LEE	76,604	0	TEACHING STAFF
HURT, HEATHER	87,146	0	TEACHING STAFF
HURT, MICHAEL FRANKLIN	139,488	0	ADMINISTRATOR
HURTUBISE, NICOLE MARIE	94,522	0	TEACHING STAFF
HUSIEFF, K. LEIGH	97,623	0	TEACHING STAFF
HUSKA, HELAINE M.	94,419	0	TEACHING STAFF
HUSKINS, KRISTEN ANN	89,765	0	TEACHING STAFF
HUSSAIN, NAHEED	87,153	0	TEACHING STAFF
HUSSMANN, LESLIE A	76,235	0	TEACHING STAFF
HUTCHINS, LAURA	94,419	0	TEACHING STAFF
HUTCHINS, MARIAN M.G.	87,399	0	TEACHING STAFF
HUTCHINS, TRACEY LYNN	81,320	0	TEACHING STAFF
HUTCHINSON, KERRI MARGARET	83,301	0	TEACHING STAFF
HUTCHISON, LINDSAY PATRICIA	99,002	0	TEACHING STAFF
HUTCHISON, ZACHERY SCOTT	89,736	0	TEACHING STAFF
HUYNH, TRUONG TAN	78,053	0	TEACHING STAFF
HYAMS, STEFANIE NATALIA	95,958	0	TEACHING STAFF
ICKERT, KIRSTEN LYNN	95,958	0	TEACHING STAFF
IKEDA, JANET MIYUKI	81,217	0	TEACHING STAFF
ILLES, JACLYN COLLEEN	94,592	0	TEACHING STAFF
IMAI, DEREK E.T.	94,509	0	TEACHING STAFF
IMLAH, DALE LYNN	109,326	0	TEACHING STAFF
INESON, PATRICIA N.	94,558	0	TEACHING STAFF
INGLES, LORI E.	122,381	332	ADMINISTRATOR
INGRAM, DAVID J.	87,528	0	TEACHING STAFF
INIMGBA, TAMMY N.	95,957	0	TEACHING STAFF
INOUE, KRISTY YUMIKO	94,592	0	TEACHING STAFF
INSELL, JARED ROBERT	81,230	0	TEACHING STAFF
ISFORD-SAXON, KELLY M	102,250	110	EXCLUDED STAFF(ON MUN.PENSION)
ISMAIL, RANIA	94,544	0	TEACHING STAFF

BOARD OF EDUCATION OF SCHOOL DISTRICT NO. 36 (SURREY)

UNAUDITED SCHEDULE OF FINANCIAL INFORMATION REMUNERATION AND EXPENSES - EMPLOYEES For The Year Ended June 30, 2021

Schedule 4

NAME	REMUNERATION	EXPENSES	POSITION
ISSAC, LYDIA	87,612	1,313	TEACHING STAFF
ISSEL, BRAD A.	139,488	0	ADMINISTRATOR
JABEEN, NAGINA	76,786	0	TEACHING STAFF
JACK, HEIDI MICHELLE	94,592	0	TEACHING STAFF
JACKSON, BIRGIT	95,513	453	TEACHING STAFF
JACKSON, GRACE L	87,387	0	TEACHING STAFF
JACOB, MICHAEL M.	129,484	584	ASSOCIATED PROFESSIONALS
JACOME, MARIA	94,558	0	TEACHING STAFF
JACQUES, ANNE-MARIE	76,774	0	TEACHING STAFF
JAHENY, TEAL CHANEL	86,684	0	TEACHING STAFF
JAHNSEN, DIANA	90,168	540	ASSOCIATED PROFESSIONALS
JAIN, KANIKA	75,018	0	TEACHING STAFF
JAIN, SONAL	83,251	0	TEACHING STAFF
JAMAL, MARIELLA	80,740	0	TEACHING STAFF
JAMES, LYNDSEY MICHELLE	75,610	0	TEACHING STAFF
JAMIESON, LISA M	136,911	0	ADMINISTRATOR
JAMIESON, MARNIE	95,887	0	TEACHING STAFF
JAMIESON, PAULA DEE	91,957	0	TEACHING STAFF
JANDA, KELLY BALDEEP	77,594	0	TEACHING STAFF
JANG, MARGARET	95,959	0	TEACHING STAFF
JANSEN, ROBERTA H.C.	95,958	0	TEACHING STAFF
JANSSEN, KAREN L.	97,562	0	TEACHING STAFF
JANZEN, STEPHEN ROBERT	84,257	0	TEACHING STAFF
JANZEN, SUSAN	95,628	0	TEACHING STAFF
JASROTIA, SUNITA	95,923	0	TEACHING STAFF
JASSAL, JATINDER	95,467	0	TEACHING STAFF
JASSAL, RAJWANT KAUR	95,909	0	TEACHING STAFF
JASWAL, MANJINDER SINGH	94,592	0	TEACHING STAFF
JASWAL, NATASHA RAMNEET	77,645	0	TEACHING STAFF
JAY, ANTHONY YOI LUN	86,577	0	TEACHING STAFF
JAY, MELANIE ANA	96,006	0	TEACHING STAFF
JEANNOTTE, ELAINE E.	95,037	0	TEACHING STAFF
JEBERG, KEN	87,528	0	TEACHING STAFF
JEFFREY, LANI	93,617	0	TEACHING STAFF
JEFFREY, LAURIE L.	86,337	591	TEACHING STAFF
JEKLIN, KATHARINE ROSE F.	87,402	0	TEACHING STAFF
JELLEMA, MICHAEL	146,929	168	ADMINISTRATOR
JENKINS, TERESA	95,887	0	TEACHING STAFF
JENNENS, CHANDRA LYNN	84,172	0	TEACHING STAFF
JENSEN, JENNY-LYNN MARIE	96,620	0	TEACHING STAFF
JENSEN, TAMARA AMELIA	81,347	0	TEACHING STAFF
JEONG, HELEN HYE-WOON	81,207	0	TEACHING STAFF
JESSA, SHAMIRA	95,923	0	TEACHING STAFF
JHAJJ, PARAMPREET KAUR	94,120	0	TEACHING STAFF
JHOOTY, GURPARVEEN KAUR	81,228	0	TEACHING STAFF
JHUBOO, ASHA	77,044	0	TEACHING STAFF
JICKLING, KATHRYN J	95,887	0	TEACHING STAFF
JIEN, JASMINE YA-MINE	87,970	0	TEACHING STAFF
JOHAL, AMARJIT	95,958	0	TEACHING STAFF
JOHAL, GEENA JAGJEVEN	87,547	0	TEACHING STAFF

BOARD OF EDUCATION OF SCHOOL DISTRICT NO. 36 (SURREY)

UNAUDITED SCHEDULE OF FINANCIAL INFORMATION REMUNERATION AND EXPENSES - EMPLOYEES For The Year Ended June 30, 2021

Schedule 4

NAME	REMUNERATION	EXPENSES	POSITION
JOHAL, GURSHAN S	94,544	0	TEACHING STAFF
JOHAL, HARPREET KAUR	77,044	0	TEACHING STAFF
JOHAL, HARPREET SINGH	77,071	0	TEACHING STAFF
JOHAL, HARROSIE KAUR	119,525	0	ADMINISTRATOR
JOHAL, HEATHER LOUISE	92,706	0	TEACHING STAFF
JOHAL, JASBIR	95,909	0	TEACHING STAFF
JOHAL, JATINDER	87,515	0	TEACHING STAFF
JOHAL, KEHAR S.	95,909	0	TEACHING STAFF
JOHAL, KULBIR K	95,909	8	TEACHING STAFF
JOHAL, NAVRUP KAUR	86,608	0	TEACHING STAFF
JOHN, MERIN	85,620	1,313	TEACHING STAFF
JOHNS, CARA CHRISTINE	87,548	0	TEACHING STAFF
JOHNSON, BRYN	99,002	0	TEACHING STAFF
JOHNSON, CAMILLE L.	87,528	0	TEACHING STAFF
JOHNSON, DAVID A.	87,483	0	TEACHING STAFF
JOHNSON, DEBBIE L.	128,934	0	ADMINISTRATOR
JOHNSON, DERRON S.	113,917	0	TEACHING STAFF
JOHNSON, GREGORY DOUGLAS	95,768	0	TEACHING STAFF
JOHNSON, JACQUELINE	95,768	0	TEACHING STAFF
JOHNSON, JASON K.	120,536	0	ADMINISTRATOR
JOHNSON, JENNIFER J.	105,215	0	TEACHING STAFF
JOHNSON, JOANNE E	76,608	0	CONT. EDUCATION INSTRUCTOR
JOHNSON, KARYN R.	98,951	0	TEACHING STAFF
JOHNSON, LEANNE MAY	94,596	16	TEACHING STAFF
JOHNSON, LESLEY C.	94,523	0	TEACHING STAFF
JOHNSON, NICOLE	75,649	0	TEACHING STAFF
JOHNSON, PATRICIA L	87,528	0	TEACHING STAFF
JOHNSON, SUSAN D.	95,873	0	TEACHING STAFF
JOHNSON, TINA MELANIE	83,094	0	TEACHING STAFF
JOHNSTON, AMY ELIZABETH	87,448	0	TEACHING STAFF
JOHNSTON, HEATHER ELIZABETH	75,708	0	TEACHING STAFF
JOHNSTON, JAMES C	160,029	36	ADMINISTRATOR
JOHNSTON, NANCY	92,460	80	EXCLUDED STAFF(ON MUN.PENSION)
JOHNSTON, PETER J.	160,029	0	ADMINISTRATOR
JOHNSTON, SARA ANN	75,650	0	TEACHING STAFF
JOHNSTON, WENDY E.	100,331	0	TEACHING STAFF
JOHNSTONE, JEFF	146,929	0	ADMINISTRATOR
JOHNSTON-MEYER, SARAH LEANNE	89,037	0	TEACHING STAFF
JONES, ASHLEY PATRICIA	92,235	0	TEACHING STAFF
JONES, COURTNEY A.	94,592	43	TEACHING STAFF
JONES, DAVID MICHAEL	89,597	0	TEACHING STAFF
JONES, DIANE MARIE	76,987	0	TEACHING STAFF
JONES, KEITH	98,162	0	TEACHING STAFF
JONES, KENNETH ELVIN	87,495	0	TEACHING STAFF
JONES, LAURA E.	87,447	0	TEACHING STAFF
JONES, LONNIE	75,651	0	TEACHING STAFF
JONES, MARINA GRACE	76,508	0	TEACHING STAFF
JONES, MATTHEW LUCAS	94,561	0	TEACHING STAFF
JONES, MICHAEL O	95,873	0	TEACHING STAFF
JORDAN, JACKIE	94,419	0	TEACHING STAFF

BOARD OF EDUCATION OF SCHOOL DISTRICT NO. 36 (SURREY)

UNAUDITED SCHEDULE OF FINANCIAL INFORMATION REMUNERATION AND EXPENSES - EMPLOYEES For The Year Ended June 30, 2021

Schedule 4

NAME	REMUNERATION	EXPENSES	POSITION
JORDT, MONIQUE YOLANDE	87,528	0	TEACHING STAFF
JOTIE, JENNIFER ELAINE	94,592	0	TEACHING STAFF
JOUZY, LISA CARMEL	78,762	0	TEACHING STAFF
JOUZY, NASRI	95,909	0	TEACHING STAFF
JOYCE, CAMERON DOUGLAS	100,353	0	TEACHING STAFF
JOYCE, STACEY	95,908	0	TEACHING STAFF
JUDSON, JAYSON C.	95,909	0	TEACHING STAFF
JUNGCLAUS, CHARLES F.L.	95,227	0	TEACHING STAFF
JUNGCLAUS, CHELSEA A.	95,227	0	TEACHING STAFF
JUTLA, HELEN ANNE	95,983	0	TEACHING STAFF
KABANI, ZAHRA	112,939	77	ADMINISTRATOR
KAHLON, PUNAM	93,646	0	TEACHING STAFF
KAHLON, VIKRAMJEET	75,045	0	TEACHING STAFF
KAILA, AMANDEEP SINGH	94,405	0	TEACHING STAFF
KAILA, DEVINDER S.	94,544	0	TEACHING STAFF
KAILA, JACK	87,982	0	TEACHING STAFF
KAILA, MANJINDER S.	106,904	0	TEACHING STAFF
KAILA, PRITPAL KAUR	95,940	0	TEACHING STAFF
KAILA, SEEMA	95,923	0	TEACHING STAFF
KAILEY, AMANDEEP KAUR	87,831	0	TEACHING STAFF
KAILLA, PURDEEP KAUR	95,478	0	TEACHING STAFF
KAILLEY, ANGELA	95,958	382	TEACHING STAFF
KAINTH, POONAM	76,347	0	TEACHING STAFF
KALAIR, LAKHBINDER	95,909	0	TEACHING STAFF
KALAND, WENDY A.	94,524	0	TEACHING STAFF
KALBFUSS, KIRSTEN	97,232	0	TEACHING STAFF
KALJANAC, IRFAN AARON	88,923	0	TEACHING STAFF
KALSI, AMRITA KAUR	91,234	0	TEACHING STAFF
KALSI, HARMINDER SINGH	115,974	0	TEACHING STAFF
KAMARN, LILY	95,782	0	TEACHING STAFF
KAMBO, AMI K	95,944	0	TEACHING STAFF
KAMEKA, TWYLA TERRI	97,897	0	TEACHING STAFF
KAMIMURA, JANE L.	94,530	0	TEACHING STAFF
KAMIMURA, JOHN	98,108	0	TEACHING STAFF
KAMINSKA-MIAZEK, BEATA	83,204	0	TEACHING STAFF
KANG, DALJINDER	95,909	0	TEACHING STAFF
KANG, JAIMINDER KAUR	93,708	0	ADMINISTRATOR
KANG, RANDIP KAUR	87,547	0	TEACHING STAFF
KANNIAINEN, SIIRI Z.	94,558	0	TEACHING STAFF
KARAM, CATHERINE M.	83,305	0	ADMINISTRATOR
KARLGREN, ANDERS	94,544	0	TEACHING STAFF
KARLSEN, TOR RICHARD	94,419	0	TEACHING STAFF
KARVAT, FAYE CALANDRA	113,514	1,379	ASSOCIATED PROFESSIONALS
KASA, LISA ANN	84,584	0	TEACHING STAFF
KASHEMEIRE, GERTRUDE MUSHERURE	95,923	0	TEACHING STAFF
KASSAM, SHELIN	96,729	0	TEACHING STAFF
KATAOKA CEVALLOS, TERUMI	81,736	0	TEACHING STAFF
KATARIA, RASHI	95,938	0	TEACHING STAFF
KATZ, DANIEL JOHN	76,718	0	TEACHING STAFF
KAUFMAN, JARRET RAYMOND	91,281	0	TEACHING STAFF

BOARD OF EDUCATION OF SCHOOL DISTRICT NO. 36 (SURREY)

UNAUDITED SCHEDULE OF FINANCIAL INFORMATION REMUNERATION AND EXPENSES - EMPLOYEES For The Year Ended June 30, 2021

Schedule 4

NAME	REMUNERATION	EXPENSES	POSITION
KAUR SEKHON, HARDEEP	84,450	0	TEACHING STAFF
KAUR, BHUPINDER	95,887	0	TEACHING STAFF
KAUR, DEEP	81,445	0	TEACHING STAFF
KAUR, KIRPAUL	139,488	0	ADMINISTRATOR
KAUR, POONAMDEEP	85,589	0	TEACHING STAFF
KAUR, SATVINDER	95,918	0	TEACHING STAFF
KAVANAGH, ADAM BENJAMIN	96,797	0	TEACHING STAFF
KAVANAGH, KIMBERLY JOANNE	86,650	0	TEACHING STAFF
KAY, CORI L.	94,578	0	TEACHING STAFF
KEANE, CARROL ANNE	95,211	0	TEACHING STAFF
KEELAN, MARK W.	87,494	0	TEACHING STAFF
KEELEY, MARIE HAZEL	87,515	0	TEACHING STAFF
KEEPER, ANNETTE L	138,953	0	ADMINISTRATOR
KEGLER, MELISSA ANN	76,539	0	TEACHING STAFF
KEHLER, PATRICIA	93,133	0	TEACHING STAFF
KEIL, MICHELLE C.	94,405	0	TEACHING STAFF
KELL, JULIE D	95,909	0	TEACHING STAFF
KELLER, BRENDA	122,381	0	ADMINISTRATOR
KELLER, JANICE L.	78,779	0	TEACHING STAFF
KELLY, CHRISTOPHER HUGH	119,333	0	ADMINISTRATOR
KELLY, DANIEL	75,400	762	MAINTENANCE STAFF
KELLY, JOHN JOSEPH	91,805	0	TEACHING STAFF
KELLY, TARA LEIGH	87,528	0	TEACHING STAFF
KELSEY-ETMANSKI, HELEN E.	76,627	0	TEACHING STAFF
KEMP, STEPHEN	95,768	0	TEACHING STAFF
KENDALL, ERIN	93,050	1,414	ASSOCIATED PROFESSIONALS
KENNETT, IAN	95,887	0	TEACHING STAFF
KERKHOVEN, RUDOLPH	95,782	0	TEACHING STAFF
KERMODE, ANISSA R	99,215	36	TEACHING STAFF
KEROUAC, JOHANNE	95,768	0	TEACHING STAFF
KERR, KRISTEN	77,917	100	TEACHING STAFF
KERR, LORRAINE G	77,015	0	TEACHING STAFF
KERSLAKE, WENDY	95,873	120	TEACHING STAFF
KHAERA, GURSHARN KAUR	94,544	0	TEACHING STAFF
KHAIRA, KOMAL	84,888	1,366	TEACHING STAFF
KHAIRA, MOHINDER S.	128,934	0	ADMINISTRATOR
KHAIRA, RAJVINDER	95,944	0	TEACHING STAFF
KHAKH, MARINA KAUR	88,081	0	TEACHING STAFF
KHAN, IRAM	139,488	0	ADMINISTRATOR
KHANGURA, SANDEEP KAUR	95,940	0	TEACHING STAFF
KHARA, MANDEEP	93,428	0	TEACHING STAFF
KHATKAR, KARAN KAUR	91,680	0	TEACHING STAFF
KHROD, MANDEEP KAUR	94,820	0	TEACHING STAFF
KHUN KHUN, SHARANJIT KAUR	95,944	0	TEACHING STAFF
KHUN-KHUNA, MANJIT K	95,873	0	TEACHING STAFF
KIDD, DONALD	122,450	4	ADMINISTRATOR
KIDWELL, NATALIE CATHERINE	77,613	0	TEACHING STAFF
KILDEN, CARMEN O.	95,926	0	TEACHING STAFF
KILPATRICK, MICHAEL THOMAS	146,929	0	ADMINISTRATOR
KIM, ADELE	95,944	0	TEACHING STAFF

BOARD OF EDUCATION OF SCHOOL DISTRICT NO. 36 (SURREY)

UNAUDITED SCHEDULE OF FINANCIAL INFORMATION REMUNERATION AND EXPENSES - EMPLOYEES For The Year Ended June 30, 2021

Schedule 4

NAME	REMUNERATION	EXPENSES	POSITION
KIM, DONG WON	84,237	0	TEACHING STAFF
KIM, ELSA JUNGWHA	82,253	0	TEACHING STAFF
KIM, HUNNEE	105,165	0	TEACHING STAFF
KIM, JENNY	88,924	0	ASSOCIATED PROFESSIONALS
KIM, JOY INAE	82,103	0	TEACHING STAFF
KIM, KAREN JENNIFER	86,964	0	TEACHING STAFF
KIM, MARGARET	87,531	0	TEACHING STAFF
KIM, SHIELA ANNE	94,084	0	TEACHING STAFF
KIM, TAYLOR SUNG EUN	95,958	0	TEACHING STAFF
KING, DARCY R	87,483	0	TEACHING STAFF
KING, GILLIAN RACHEL	94,591	0	TEACHING STAFF
KING, JACQUELINE ANITA	87,511	0	TEACHING STAFF
KINGSLAND, LISA ALLISON	87,528	0	TEACHING STAFF
KINSELLA, AILEEN	135,372	18	ADMINISTRATOR
KINTON, JULIE NICOLE	94,123	0	TEACHING STAFF
KIPP, CHARLA HITOMI	100,368	0	TEACHING STAFF
KIRBYSON, TALARA A	96,946	0	TEACHING STAFF
KIRINCIC, NIKOLAS GEORGE	126,288	9	ADMINISTRATOR
KIRKPATRICK, NICOLA CATHERINE	87,611	0	TEACHING STAFF
KISSINGER, SIMON J.R.	94,544	0	TEACHING STAFF
KLAIR, VIRPAL KAUR BOBBI	94,558	0	TEACHING STAFF
KLECKER, SUZANNE	111,291	1,118	ASSOCIATED PROFESSIONALS
KLEIN, SHAWN MICHAEL	95,958	0	TEACHING STAFF
KLIEFOTH, TANYA	88,878	0	TEACHING STAFF
KNAPP, DONNA M.	91,721	0	TEACHING STAFF
KNIGHT, DOUGLAS	98,952	0	TEACHING STAFF
KNOLL, BEATRIX	94,592	0	TEACHING STAFF
KNOPP, AMANDA ROSE	84,743	0	TEACHING STAFF
KNUDSEN, ERIN VALERIE	105,145	2,378	ASSOCIATED PROFESSIONALS
KO, JACLYN EMILY	81,406	0	TEACHING STAFF
KOCH, BARBARA D	95,444	1,313	TEACHING STAFF
KOEHN, PATRICK D.	94,523	0	TEACHING STAFF
KOEHN, STEPHEN PETER	87,547	0	TEACHING STAFF
KOH, GERALDINE LI-MING	87,528	0	TEACHING STAFF
KOHUT, JANICE LYNN	75,661	0	TEACHING STAFF
KOLBERG, JENNIFER BROOKE	76,672	0	TEACHING STAFF
KOLCZYNSKA, BARBARA	94,509	0	TEACHING STAFF
KOLKE, MARIA FELICIA	94,557	0	TEACHING STAFF
KOLLAKIS, CHRISOULA	89,596	0	TEACHING STAFF
KONRADOVA, DANA	87,390	0	TEACHING STAFF
KOO, ELAINE	94,578	0	TEACHING STAFF
KOONER, JASBIR	95,921	251	TEACHING STAFF
KOOP, TWYLA J	87,483	0	TEACHING STAFF
KOPPENSTEINER, CHRISTINE	119,525	0	ADMINISTRATOR
KORBUTT, MATTHEW STEPHEN	89,401	0	TEACHING STAFF
KOSHMAN, MYLES M.	94,524	0	TEACHING STAFF
KOSLOSKI, MATTHEW KEITH	83,312	0	TEACHING STAFF
KOSORIC, IRINA	78,967	0	TEACHING STAFF
KOTALWI, LACE JENNIFER	87,843	0	TEACHING STAFF
KOTSALIS, PANAGIOTA PEPI	100,386	0	TEACHING STAFF

BOARD OF EDUCATION OF SCHOOL DISTRICT NO. 36 (SURREY)

UNAUDITED SCHEDULE OF FINANCIAL INFORMATION REMUNERATION AND EXPENSES - EMPLOYEES For The Year Ended June 30, 2021

Schedule 4

NAME	REMUNERATION	EXPENSES	POSITION
KOUTSONIKAS, VASILIOS	95,768	0	TEACHING STAFF
KOVACH, BELA JOY	95,923	0	TEACHING STAFF
KOVACH, JOHN C	95,923	0	TEACHING STAFF
KOVITS, ERIC J.	98,915	0	TEACHING STAFF
KOWALENKO, ANDREW C.	90,834	0	TEACHING STAFF
KOWALYSHYN, ORWELL Z	108,020	0	TEACHING STAFF
KOZAK, RICHARD EDWARD	102,332	0	TEACHING STAFF
KRAJNC, GAYLE ELAINE	87,515	0	TEACHING STAFF
KRALL, DEAN MICHAEL	94,523	0	TEACHING STAFF
KRASNOFF, LESLIE P.	95,481	0	TEACHING STAFF
KRAWCHUK, IRINA	98,127	0	TEACHING STAFF
KREJCIK, NIKKI SONYA	94,592	0	TEACHING STAFF
KREMBENIOS, BOBBY	94,592	0	TEACHING STAFF
KREVESKY, PAULA MICHELLE	94,544	0	TEACHING STAFF
KRGOVICH, BRONAGH M.	77,867	0	TEACHING STAFF
KRISHNAN, YVONNE E	97,814	39	TEACHING STAFF
KRITIKOS, THOMAS	94,544	0	TEACHING STAFF
KROEKER, RYAN GERALD	87,547	0	TEACHING STAFF
KROPP, MARIANNE	94,509	0	TEACHING STAFF
KRUEGER, JONATHAN DAVID	87,528	0	TEACHING STAFF
KRUEGER, MELANIE ERIN	82,477	0	TEACHING STAFF
KRUGER, CYNTHIA L.	94,405	0	TEACHING STAFF
KRULITSKY, KATHY	76,822	18	EXCLUDED STAFF(ON MUN.PENSION)
KRYSTAL, MICHAEL	128,934	5	ADMINISTRATOR
KU, FIONA HEI MAN	79,757	0	TEACHING STAFF
KUEHNE, COLLEEN	95,905	0	TEACHING STAFF
KUHN, TYLER ANTHONY	88,018	0	TEACHING STAFF
KUK, CINDY	94,544	0	TEACHING STAFF
KUMAR, HEATHER NAOMI	78,028	0	TEACHING STAFF
KUOCH, PHONG	99,214	0	TEACHING STAFF
KURIANPARAMBIL, RITA	94,523	0	TEACHING STAFF
KUROYAMA, ALANA	80,174	4,978	EXCLUDED STAFF(ON MUN.PENSION)
KURREIN, SARAH LOUISE	85,726	0	TEACHING STAFF
KWAN, KERRY YAU-LEUNG	79,796	0	TEACHING STAFF
KWAN, VINCENT	95,909	0	TEACHING STAFF
KWON, JOHN JUNE YOUNG	94,589	0	TEACHING STAFF
KYLE, JESSICA ANNE	95,944	0	TEACHING STAFF
KYLE, MARGARET GERTRUDE	95,861	0	TEACHING STAFF
KYRITSIS, ERGINA	76,831	0	TEACHING STAFF
LA BOUNTY, RENATA	77,488	120	EXCLUDED STAFF(ON MUN.PENSION)
LA ROCHE, NATHALIE	94,558	0	TEACHING STAFF
LA ROUE, MARCIA	87,515	0	TEACHING STAFF
L'ABBE, JORDAN ANTHONY	95,988	0	TEACHING STAFF
LACEY, SARAH RUTH	93,428	0	TEACHING STAFF
LACHANCE, ANDRE	95,923	0	TEACHING STAFF
LACHANCE, LISA	77,365	0	TEACHING STAFF
LACKI, LISA DIANNE	78,908	0	TEACHING STAFF
LADD, RACHEL	119,525	4	ADMINISTRATOR
LADHAR, KARUNDEEP KAUR	81,219	0	TEACHING STAFF
LADHAR, KERNJIT	92,917	0	TEACHING STAFF

BOARD OF EDUCATION OF SCHOOL DISTRICT NO. 36 (SURREY)

UNAUDITED SCHEDULE OF FINANCIAL INFORMATION REMUNERATION AND EXPENSES - EMPLOYEES For The Year Ended June 30, 2021

Schedule 4

NAME	REMUNERATION	EXPENSES	POSITION
LAHNERT, ANA	126,288	630	ADMINISTRATOR
LAI, CAROLINE	102,478	0	EXCLUDED STAFF(ON MUN.PENSION)
LAI, GRACE E.	95,887	915	TEACHING STAFF
LAI, MAGGIE MEI KEI	80,230	0	TEACHING STAFF
LAIL, NAVEENJIT	94,558	0	TEACHING STAFF
LAING, KARI LYNN	86,666	604	EXCLUDED STAFF(ON MUN.PENSION)
LALI, JIMMY S.	94,574	0	TEACHING STAFF
LALLI, GURJITA	83,230	0	TEACHING STAFF
LALLI, HARBINDER K.	94,544	0	TEACHING STAFF
LALLI, JESSE JUSPREET K	94,120	0	TEACHING STAFF
LAM, CAROL A.	95,887	0	TEACHING STAFF
LAM, CHRISTINA K.Y.	76,592	0	TEACHING STAFF
LAM, DEREK	139,488	19	ADMINISTRATOR
LAM, JACKIE S.	95,958	0	TEACHING STAFF
LAM, PHILIP KWUN YIN	83,063	0	TEACHING STAFF
LAMMERS, BONNIE J.	87,515	21	TEACHING STAFF
LAMMERS, JEFFREY JOHN	87,515	0	TEACHING STAFF
LAMOTHE, MONIQUE YVONNE	95,954	0	TEACHING STAFF
LANDEN, RONALD WESLEY	100,335	0	TEACHING STAFF
LANDRIAULT, LUCIE	95,905	0	TEACHING STAFF
LANDRY, ANDREW DAVID	105,165	0	TEACHING STAFF
LANE, TRACEY V.	96,748	0	TEACHING STAFF
LANFRANCHI, FRANCO	99,232	0	TEACHING STAFF
LANGE, GABRIELLE DORIS	95,058	0	TEACHING STAFF
LANGEREIS, MARY E.	87,495	0	TEACHING STAFF
LANGEREIS, PAUL DOUGLAS	94,523	0	TEACHING STAFF
LANGHAM, NICOLE RENEE	94,573	0	TEACHING STAFF
LANGSTON, KORI DAWN	76,891	0	TEACHING STAFF
LANS, JUDITH ANGELA	87,390	0	TEACHING STAFF
LAPOINTE, ANDREA MARIE	98,615	0	TEACHING STAFF
LAPOINTE, JILL A	92,817	0	TEACHING STAFF
LARIVIERE, JULIE L.	75,672	0	TEACHING STAFF
LARKIN, KEVIN DOUGLAS	95,922	0	TEACHING STAFF
LARKINS, MELODY SHANE	94,558	0	TEACHING STAFF
LARSEN, JASON R.	95,923	0	TEACHING STAFF
LARSEN, MICHELLE N.	128,934	0	ADMINISTRATOR
LATTEY, LAURA RENEE	87,548	0	TEACHING STAFF
LAU, SHARON W.	95,944	0	TEACHING STAFF
LAURA, JATINDER SINGH	81,127	278	TEACHING STAFF
LAUZON, SHAUNA MARIE	94,592	0	TEACHING STAFF
LAVEN, ANGELA FAY	94,120	0	TEACHING STAFF
LAVIGNE, HEATHER	95,638	170	ASSOCIATED PROFESSIONALS
LAVOIE, MATTHEW	99,265	0	TEACHING STAFF
LAVOIE, PAUL J.	95,894	1,764	TEACHING STAFF
LAW, SHANNON JOY	94,369	0	TEACHING STAFF
LAY, NANCY ARLENE	91,954	586	TEACHING STAFF
LAYCOCK, HELEN ELIZABETH	88,923	0	TEACHING STAFF
LAYTON, LOIS	139,488	13	ADMINISTRATOR
LE RICHE, VICKI-SUSAN	139,488	0	ADMINISTRATOR
LE, TAMMY	96,783	21	TEACHING STAFF

BOARD OF EDUCATION OF SCHOOL DISTRICT NO. 36 (SURREY)

UNAUDITED SCHEDULE OF FINANCIAL INFORMATION REMUNERATION AND EXPENSES - EMPLOYEES For The Year Ended June 30, 2021

Schedule 4

NAME	REMUNERATION	EXPENSES	POSITION
LEADER, GEOFFREY T.	95,885	0	TEACHING STAFF
LEBEL, DIANE R.	105,110	583	EXCLUDED STAFF(ON MUN.PENSION)
LEE, CHRISTOPHER L.H.	95,873	0	TEACHING STAFF
LEE, DANIEL HAE-SONG	93,094	0	TEACHING STAFF
LEE, JAMES MICHAEL	87,528	0	TEACHING STAFF
LEE, JANET LYNN	77,708	0	TEACHING STAFF
LEE, JUN YOUNG	95,944	0	TEACHING STAFF
LEE, MAGGIE	99,002	171	TEACHING STAFF
LEE, MARGARET PAK YEE	103,607	0	TEACHING STAFF
LEE, MENG-CHIEN	86,637	0	TEACHING STAFF
LEE, RAYMOND	94,558	0	TEACHING STAFF
LEE, SANDRA	95,058	0	TEACHING STAFF
LEE, SOLOMON J.	139,488	0	ADMINISTRATOR
LEE, YOON SEOK	94,544	0	TEACHING STAFF
LEECH, NIKI E.	94,559	0	TEACHING STAFF
LEEDER, ROBERT G.E.	96,748	0	TEACHING STAFF
LEES, STEPHEN JAMES	91,959	0	TEACHING STAFF
LEFURGY, EDWARD ROBERT	95,782	0	TEACHING STAFF
LEGGE, MICHAEL CHRISTOPHE	87,528	0	TEACHING STAFF
LEGRESLEY, LISA E.	87,515	0	TEACHING STAFF
LEIBOVITCH, JOSEPH ERIC	139,681	0	ADMINISTRATOR
LEMON, KELLY	112,936	1,378	ASSOCIATED PROFESSIONALS
LENDVOY, JEREMY WALKER	95,941	0	TEACHING STAFF
LENNY, CHELSEY LYNN	83,689	0	TEACHING STAFF
LEONARD, KAMBI OLIVE	89,359	26	TEACHING STAFF
LEONARD, LISA M.	92,810	0	TEACHING STAFF
LEPIN, MATTHEW J.	108,038	0	TEACHING STAFF
LEPINE, LAURIE	87,511	0	TEACHING STAFF
LESCHYSON, LEANNE ADELLE	75,674	0	TEACHING STAFF
LESLIE, ALISON MICHELLE	106,720	0	TEACHING STAFF
LESLIE, JANE	94,523	0	TEACHING STAFF
LESUM, OLIVER	81,228	4	TEACHING STAFF
LETENDRE, DAELYN ELISSA	94,592	32	TEACHING STAFF
LETENDRE, JEFFREY DOUGLAS	94,592	0	TEACHING STAFF
LETOURNEAU, MICHELLE LAUREN	81,832	0	TEACHING STAFF
LEUNG, ANDREW CHUNG-KEI	87,560	0	TEACHING STAFF
LEUNG, BONNIE MAN LI	75,689	0	TEACHING STAFF
LEUPOLD, CHRISTOPHER J.	94,509	0	TEACHING STAFF
LEUTERIO, LAURA LEE JOY	87,547	0	TEACHING STAFF
LEWIS, JEFF DAVID W.	87,399	0	TEACHING STAFF
LEWIS, KATHLEEN M.	94,509	0	TEACHING STAFF
LEWIS, KRISTA M	87,923	488	TEACHING STAFF
LEWIS, RUTH M.	94,523	0	TEACHING STAFF
LEWIS, TOM	123,337	0	ADMINISTRATOR
LEWIS-WATTS, CHRISTA	87,527	0	TEACHING STAFF
LI, HELEN	77,015	0	TEACHING STAFF
LI, PEISHAN MICHA	79,600	0	TEACHING STAFF
LIANG, RYAN JEFFREY	78,218	574	TEACHING STAFF
LIANG, TERESA LYNNE	99,265	0	TEACHING STAFF
LIDDER, KULDIP SINGH	94,561	0	TEACHING STAFF

BOARD OF EDUCATION OF SCHOOL DISTRICT NO. 36 (SURREY)

UNAUDITED SCHEDULE OF FINANCIAL INFORMATION REMUNERATION AND EXPENSES - EMPLOYEES For The Year Ended June 30, 2021

Schedule 4

NAME	REMUNERATION	EXPENSES	POSITION
LIEBERMANN, ANDREW NICHOLAS	87,404	0	TEACHING STAFF
LIGE, MONIKA M.	94,544	0	TEACHING STAFF
LIGHTBODY, ROBERT	95,887	0	TEACHING STAFF
LIM, LISA A	87,515	0	TEACHING STAFF
LIM, MARTIN	111,302	0	TEACHING STAFF
LIM, SHELAGH A	95,586	0	TEACHING STAFF
LIM, SIEW SHIANG	87,548	0	TEACHING STAFF
LIM, SUSAN SOOJUNG	78,050	0	TEACHING STAFF
LIN, SANDI	94,544	0	TEACHING STAFF
LINDER, ANN-KATRIN	126,181	2,075	TEACHING STAFF
LINDSAY, JOANNE M.	94,559	0	TEACHING STAFF
LINDSTROM, HELEN	94,544	0	TEACHING STAFF
LINDSTROM, ROSELYN JENIFER	87,612	0	TEACHING STAFF
LING, KATRINA TARIN	94,419	0	TEACHING STAFF
LINKLATER, PHILIP M.	139,488	0	ADMINISTRATOR
LINTOTT, KIRSTIN	95,467	0	TEACHING STAFF
LIRONI, KATHERINE M.	95,909	0	TEACHING STAFF
LISCOMBE, ELIZABETH	100,984	1,928	ASSOCIATED PROFESSIONALS
LITFIN, LESLEY ANNE	86,188	0	TEACHING STAFF
LITKE, DOUG JONATHAN	148,472	330	ADMINISTRATOR
LITTLE, NICOLE MARIE	75,547	0	TEACHING STAFF
LIU, ADOLF FOOK-CHUEN	94,509	0	TEACHING STAFF
LIU, DAISY S.	84,462	0	TEACHING STAFF
LIVERSIDGE, PATRICIA J	83,229	264	TEACHING STAFF
LO, COLIN WENG FAE	75,016	1,449	MAINTENANCE STAFF
LO, JAMES HO BONG	86,665	0	TEACHING STAFF
LO, MIN-CHEE	92,268	0	TEACHING STAFF
LO, VINCENT WAI KEI	94,592	0	TEACHING STAFF
LOBELSOHN, DANIEL ADAM	94,358	0	TEACHING STAFF
LOEWEN, DIANA EDITH	95,958	0	TEACHING STAFF
LOEWEN, KAREN	94,509	0	TEACHING STAFF
LOEWEN, MICHELE V.	95,887	0	TEACHING STAFF
LOGAN-ESTEY, CAROLYN R.	76,714	0	TEACHING STAFF
LOGGIE, KATHLEEN LOUISE	85,815	0	TEACHING STAFF
LOGIE, ALICIA	95,874	188	TEACHING STAFF
LOH, VANIA WEN CHI	95,958	0	TEACHING STAFF
LOMAX, DONNA MARIE	139,488	0	ADMINISTRATOR
LOMAX, MAUREEN	94,558	0	TEACHING STAFF
LONGMUIR, WENDY JOANNE	76,480	0	TEACHING STAFF
LONGSTAFF, KIMBERLEY GAYE	87,483	0	TEACHING STAFF
LOOI, SERENA LEE LEE	80,300	0	TEACHING STAFF
LOOK, LEEANN H	94,471	0	TEACHING STAFF
LOPEZ, KATHLEEN TERESA	94,558	0	TEACHING STAFF
LOSSE, STEFANIA LUISA	76,516	0	TEACHING STAFF
LOT, COURTENAY ANN	94,593	0	TEACHING STAFF
LOUIE, ROSANNE MAY-TING	75,274	0	TEACHING STAFF
LOVAS, SARAH LEIGH	84,972	0	TEACHING STAFF
LOVESETH, DEBRA K.	87,515	0	TEACHING STAFF
LOWE, DAGAN ANGUS	90,867	0	TEACHING STAFF
LOWE, MORGAN ALXIS	88,940	0	TEACHING STAFF

BOARD OF EDUCATION OF SCHOOL DISTRICT NO. 36 (SURREY)

UNAUDITED SCHEDULE OF FINANCIAL INFORMATION REMUNERATION AND EXPENSES - EMPLOYEES For The Year Ended June 30, 2021

Schedule 4

NAME	REMUNERATION	EXPENSES	POSITION
LOWE, STEPHEN E.	95,923	0	TEACHING STAFF
LOWES, SHANNA	75,001	0	TEACHING STAFF
LOWEY, KYLIE DAWN	95,958	0	TEACHING STAFF
LOWRY, DONNA L	87,432	0	TEACHING STAFF
LOYLA, MANPREET SINGH	100,353	0	TEACHING STAFF
LOYLA, MONA	87,547	0	TEACHING STAFF
LU, YI-WEI LOUIE	87,547	0	TEACHING STAFF
LUBENOW, NATALIE A	94,557	0	TEACHING STAFF
LUCUS, CALIN A.	113,712	0	TEACHING STAFF
LUDOLPH, BROOKE VELVA-ROSE	93,186	0	TEACHING STAFF
LUDU, HARPREET KAUR	94,120	0	TEACHING STAFF
LUHMANN, SUSANNE L.	91,192	0	TEACHING STAFF
LUI, TINA THI BICH	94,419	0	TEACHING STAFF
LUKEY, CINDY DARLENE	76,822	0	EXCLUDED STAFF(ON MUN.PENSION)
LUMSDEN, VALERIE A	98,127	0	TEACHING STAFF
LUNG, HOWARD CHIA-PEI	91,959	382	TEACHING STAFF
LUNGHAMER, LAUREN MICHELLE	94,592	0	TEACHING STAFF
LUTTON, JANET	92,701	0	TEACHING STAFF
LUTZ, SARAH ANN	94,185	0	TEACHING STAFF
LYNCH, SHELLEY D.	94,509	0	TEACHING STAFF
LYNE, CARMEN MERILEE	95,924	0	TEACHING STAFF
LYRIC, JESSICA	75,177	0	TEACHING STAFF
MA, JEANNE	94,576	0	TEACHING STAFF
MA, TIMOTHY SIMON	86,695	1,104	TEACHING STAFF
MACADAM, MARIA ANGELA	94,592	0	TEACHING STAFF
MACDONALD, ARLENE J.	132,106	0	ADMINISTRATOR
MACDONALD, JENNIFER MARY	99,083	0	TEACHING STAFF
MACDONALD, KRISTEN AMELIA	131,843	0	ADMINISTRATOR
MACDONALD, TOM J.R.	89,732	0	TEACHING STAFF
MACDOUGALL, LISA ANNE	96,779	0	TEACHING STAFF
MACGREGOR, DANIELLE GRACE MARY	79,875	0	TEACHING STAFF
MACGREGOR, JAMES BRIAN	91,957	0	TEACHING STAFF
MACGREGOR, JENNIFER LEE	94,405	0	TEACHING STAFF
MACIVER, CHRIS L.	95,923	0	TEACHING STAFF
MACKAY-DUNN, MICHAEL ANTHONY	89,650	0	TEACHING STAFF
MACKENZIE, ASHLEY DANIELLE	88,002	0	TEACHING STAFF
MACKENZIE, DEBORA L.	89,168	491	TEACHING STAFF
MACKENZIE, MARNIE RAE	86,491	0	TEACHING STAFF
MACKENZIE, NICOLE	87,528	0	TEACHING STAFF
MACKENZIE, TRAVIS LAYNE	126,288	0	ADMINISTRATOR
MACKIE, STEPHEN D.	87,528	0	TEACHING STAFF
MACKIE, TAMMY ANNE	77,207	0	TEACHING STAFF
MACKLESTON, JENNIFER JANE	87,560	0	TEACHING STAFF
MACKNEE, JOSHUA JAMES	94,622	0	TEACHING STAFF
MACKWOOD, BONNIE L.	79,233	62	EXCLUDED STAFF(ON MUN.PENSION)
MACLEAN, SHEILA JEAN	95,958	0	TEACHING STAFF
MACLEAN, VALERIE JOCELYNE	95,958	0	TEACHING STAFF
MACLENNAN, ADRIAN JAMES	112,951	0	ADMINISTRATOR
MACMILLAN, R LYNN	95,783	0	TEACHING STAFF
MACNAB, JOCELYN ANN	95,873	1,568	TEACHING STAFF

BOARD OF EDUCATION OF SCHOOL DISTRICT NO. 36 (SURREY)

UNAUDITED SCHEDULE OF FINANCIAL INFORMATION REMUNERATION AND EXPENSES - EMPLOYEES For The Year Ended June 30, 2021

Schedule 4

NAME	REMUNERATION	EXPENSES	POSITION
MACNAMARA, JOANNA JOY	95,548	0	TEACHING STAFF
MACPHERSON, BRUCE D.	87,398	0	TEACHING STAFF
MACPHERSON, LAUREN ISABEL	75,698	0	TEACHING STAFF
MACQUARRIE, JENNIFER ANN	94,594	130	TEACHING STAFF
MACRAE, JULIA L.E.	95,906	0	TEACHING STAFF
MACUMBER, CARRIE L.	87,518	0	TEACHING STAFF
MACWILLIAMS, RHONDA LEANNE	95,303	0	TEACHING STAFF
MAGNUS, KERRY L	82,490	41	EXCLUDED STAFF(ON MUN.PENSION)
MAGNUSSON, GRAHAM W.	143,925	120	ADMINISTRATOR
MAH, DON	94,558	0	TEACHING STAFF
MAH, SIMON MICHAEL	99,002	0	TEACHING STAFF
MAHARAJ, PATRICIA RENEE	132,106	261	ADMINISTRATOR
MAHER, MARIE CLAUDE	90,455	0	TEACHING STAFF
MAHER, PATRICK D	94,544	0	TEACHING STAFF
MAHLI, JAGBIR SINGH	139,278	28	ADMINISTRATOR
MAHONEY, MADELAINE M	104,232	0	EXCLUDED STAFF(ON MUN.PENSION)
MAION, DEAN LUCIO	122,450	941	ADMINISTRATOR
MAION, SHANNON PAULINE	109,702	0	TEACHING STAFF
MAIOR, EUGENIA	77,020	1,379	ASSOCIATED PROFESSIONALS
MAJERNIK, JOANNE F	98,952	0	TEACHING STAFF
MAJHEN, TRACY	93,128	0	TEACHING STAFF
MAJOR, ABIGEL	87,560	0	TEACHING STAFF
MAKASOFF, BLAINE	100,010	0	TEACHING STAFF
MAKKAR, JASDEV	95,888	29	TEACHING STAFF
MAKSYMIW, RICHARD S.	94,558	0	TEACHING STAFF
MALCOLM, JANET E.	87,491	0	TEACHING STAFF
MANAK, GOBIND KULTAR S.	87,399	0	TEACHING STAFF
MANAK, NARESH JAWAHAR	87,515	0	TEACHING STAFF
MANDAHER, JAGJIT KAUR	78,877	0	TEACHING STAFF
MANDAU, LISA S	94,558	0	TEACHING STAFF
MANDER, SUMANDEEP KAUR	94,419	0	TEACHING STAFF
MANDIN, BLAINE	94,523	488	TEACHING STAFF
MANERY, CAITLIN GREER	87,560	0	TEACHING STAFF
MANGAT, JASPRIT KAUR	95,724	0	TEACHING STAFF
MANGAT, MANJIT K.	100,353	131	TEACHING STAFF
MANGAT, PALVINDER KAUR	87,530	0	TEACHING STAFF
MANHAS, AMRIK S.	94,558	0	TEACHING STAFF
MANHAS, MEENA	94,578	0	TEACHING STAFF
MANN, B. NINA	94,558	0	TEACHING STAFF
MANN, DAWINDER SINGH	100,169	0	TEACHING STAFF
MANN, JASBIR KAUR	105,117	0	TEACHING STAFF
MANN, KHUSHMINDER KAUR	94,793	0	TEACHING STAFF
MANN, MANDEEP K.	95,958	0	TEACHING STAFF
MANN, PARMJIT	95,665	0	TEACHING STAFF
MANN, PARVINDER KAUR	95,958	0	TEACHING STAFF
MANN, REENA	86,201	0	TEACHING STAFF
MANN, TEJPAL SINGH	94,592	0	TEACHING STAFF
MANN, ZEENAT KAUR	95,782	0	TEACHING STAFF
MANNING, JOHN DAVID	77,145	0	TEACHING STAFF
MANOJLOVIC, MILORAD	95,909	0	TEACHING STAFF

BOARD OF EDUCATION OF SCHOOL DISTRICT NO. 36 (SURREY)

UNAUDITED SCHEDULE OF FINANCIAL INFORMATION REMUNERATION AND EXPENSES - EMPLOYEES For The Year Ended June 30, 2021

Schedule 4

NAME	REMUNERATION	EXPENSES	POSITION
MARCAKIS, ANGELA STEPHANIE	93,445	0	TEACHING STAFF
MARCHIORI, BETTIE ANNE	90,116	0	TEACHING STAFF
MARETIC, MARK	95,887	0	TEACHING STAFF
MARETZ, CHRISTOPHER MICHAEL	94,751	0	TEACHING STAFF
MARGISON, TANYA ELIZABETH	88,002	0	TEACHING STAFF
MARICHE, HELEN E	77,255	0	SUB-TEACHERS STAFF
MARKLE, STACEY LAURA	95,922	488	TEACHING STAFF
MAROUNEK, VLADIMIR MIREK	87,541	0	TEACHING STAFF
MARQUES, JEAN-PIERRE MOTA	105,561	0	TEACHING STAFF
MARRIOTT, LESLEY	86,650	0	TEACHING STAFF
MARRONE, RINO GENNARINO	87,528	200	TEACHING STAFF
MARRS, NAOMI	87,990	0	TEACHING STAFF
MARSDEN, JILL	95,768	0	TEACHING STAFF
MARSDEN, KRISTIN LEIGH	78,620	0	TEACHING STAFF
MARSDEN, PAUL R	140,141	0	ADMINISTRATOR
MARSEILLE, JENNY C.M.	94,558	0	TEACHING STAFF
MARSHALL, CODY BRAEDEN	77,614	0	TEACHING STAFF
MARSHALL, MAXWELL C.	100,294	0	TEACHING STAFF
MARTIN, CHANDRA J.	87,528	0	TEACHING STAFF
MARTIN, DANIELLE PAIGE	83,310	0	TEACHING STAFF
MARTIN, NEIL EDWARD	94,592	0	TEACHING STAFF
MARTIN, SHANNON ELIZABETH	75,732	0	TEACHING STAFF
MARTIN, SUSAN K.	96,845	304	TEACHING STAFF
MARYNICK, ALYSE JACQUELYN	95,796	0	TEACHING STAFF
MASI, GORDON V.	95,923	0	TEACHING STAFF
MASTROIANNI, ROBYN DOROTHY	90,834	0	TEACHING STAFF
MATECHUK, DENNIS	109,465	0	TEACHING STAFF
MATEESCU, GABRIEL	100,685	0	TEACHING STAFF
MATHARU, JASBINDER	95,965	0	TEACHING STAFF
MATHESON, LYNDA	84,554	0	TEACHING STAFF
MATHEWS, ZACHARY HANSON	79,728	0	TEACHING STAFF
MATSON, BARBARA LOUISE	82,350	0	TEACHING STAFF
MATSUMURA, LINDSAY SAMANTHA M	87,387	0	TEACHING STAFF
MATTERSON, NEDA	76,640	0	TEACHING STAFF
MATTHEW, RITINDER	109,454	1,478	EXCLUDED STAFF(ON MUN.PENSION)
MATTHEWS, CAROLINE G.	139,488	0	ADMINISTRATOR
MATTU, LEELA	87,458	808	TEACHING STAFF
MAUR, VARINDERJEET KAUR	100,516	0	TEACHING STAFF
MAWHINNEY, LORRI-ANN	88,040	0	TEACHING STAFF
MAXWELL, LEIGH AMANDA	94,609	0	TEACHING STAFF
MAXWELL, PATRICK MICHAEL	75,500	0	MAINTENANCE STAFF
MAY, LINDSAY NICOLE	100,516	18	TEACHING STAFF
MAYENCOURT, ALISON M.	87,551	0	TEACHING STAFF
MAYER, JORDAN THORLEIV	94,103	0	TEACHING STAFF
MAYER, SARA KATHERINE	94,523	0	TEACHING STAFF
MAYER, TAMMY HENDRIKA	96,762	0	TEACHING STAFF
MAYOTTE, DEANNA GWEN	87,528	0	TEACHING STAFF
MAZINANI, SEDIGHEH NONA	95,909	0	TEACHING STAFF
MAZURKEWICH, CLINT	111,888	0	TEACHING STAFF
MAZURKEWICH, MELANIE C	117,180	0	TEACHING STAFF

BOARD OF EDUCATION OF SCHOOL DISTRICT NO. 36 (SURREY)

UNAUDITED SCHEDULE OF FINANCIAL INFORMATION REMUNERATION AND EXPENSES - EMPLOYEES For The Year Ended June 30, 2021

Schedule 4

NAME	REMUNERATION	EXPENSES	POSITION
MAZZOCATO, DIANA	87,396	0	TEACHING STAFF
MBUGUA, ELENA VLADIMIROV	76,987	0	TEACHING STAFF
MCBRIDE, DOLKAR	97,850	0	TEACHING STAFF
MCBRIDE, LIANNE M.	132,106	4	ADMINISTRATOR
MCCALLUM, DAVE WILLIAM	98,821	0	TEACHING STAFF
MCCALLUM, KIRSTIE	87,399	0	TEACHING STAFF
MCCANN, CARY	100,076	0	EXCLUDED STAFF(ON MUN.PENSION)
MCCANN, LISA	87,528	0	TEACHING STAFF
MCCAULEY, PAULA JEANNE	76,902	0	TEACHING STAFF
MCCAW, STEPHANIE ANNE	75,018	0	TEACHING STAFF
MCCLEAN, CAROL LYNN	85,581	0	TEACHING STAFF
MCCLOY, KATELYN MARIE	79,904	0	TEACHING STAFF
MCCLURE, LORI ANN	81,228	0	TEACHING STAFF
MCCOMB, R. SCOTT	94,509	0	TEACHING STAFF
MCCONNELL, JIM	135,372	18	ADMINISTRATOR
MCCRACKEN, TAMA-LYNN	94,544	0	TEACHING STAFF
MCCRAE, SCOTT ANDREW	119,525	488	ADMINISTRATOR
MCCREDIE, KRISTEN L.	95,915	0	TEACHING STAFF
MCDONALD, CRAIG ALLAN	90,854	0	TEACHING STAFF
MCDONALD, ELIZABETH J.	136,878	0	ADMINISTRATOR
MCDONALD, HUGH C.	95,958	0	TEACHING STAFF
MCDONALD, SHANNON DOREEN	81,188	0	TEACHING STAFF
MCDONALD, STEPHANIE EVELYN	83,262	0	TEACHING STAFF
MCDONOUGH, DILJEET KAUR	94,592	0	TEACHING STAFF
MCDONOUGH, MAUREEN	98,108	0	TEACHING STAFF
MCFADDEN, SUSAN ROSAMUNDE	83,143	0	TEACHING STAFF
MCFALL, LANCE D.	92,990	0	TEACHING STAFF
MCFARLANE, GLENYS M.	94,523	0	TEACHING STAFF
MCFARLANE, RENEE M.A.	102,292	0	TEACHING STAFF
MCGENNIS, IAN W.	128,934	0	ADMINISTRATOR
MCGILLIVRAY, MELODY GRIETJE	87,528	0	TEACHING STAFF
MCGRANDLE, MICHELLE	87,528	0	TEACHING STAFF
MCGRATH, JOAN	94,523	0	TEACHING STAFF
MCINTOSH, GINA SHELIAH	117,930	0	TEACHING STAFF
MCINTOSH, JONATHAN BRUCE	94,861	0	TEACHING STAFF
MCIVOR, ANGELA LEANN	94,592	0	TEACHING STAFF
MCKAY, CARLA MARI	81,216	0	TEACHING STAFF
MCKAY, MICHAEL WILLIAM	75,669	3,463	ATTENDANTS
MCKAY, SARAH FRANCES	99,742	2,503	EXCLUDED STAFF(ON MUN.PENSION)
MCKAY, VICTORIA L.	98,952	0	TEACHING STAFF
MCKEE, DAVID JAMES	94,920	658	EXCLUDED STAFF(ON TCH PENSION)
MCKENNA, GAVIN	91,043	360	ASSOCIATED PROFESSIONALS
MCKILLOP, KYLE CAMERON	100,368	0	TEACHING STAFF
MCKINNON, CHRISTINE ELIZABETH	92,426	0	TEACHING STAFF
MCLAUCHLIN, JOSEPHINE A	94,523	0	TEACHING STAFF
MCLAUGHLIN, CORY L	146,929	2,179	ADMINISTRATOR
MCLAUGHLIN, KRISTA LYNN	79,904	0	TEACHING STAFF
MCLEAN, JEANETTE M.	96,762	0	TEACHING STAFF
MCLEAN, SANDRA J.	76,990	0	TEACHING STAFF
MCLELLAN, COLIN D	99,254	105	EXCLUDED STAFF(ON MUN.PENSION)

BOARD OF EDUCATION OF SCHOOL DISTRICT NO. 36 (SURREY)

UNAUDITED SCHEDULE OF FINANCIAL INFORMATION REMUNERATION AND EXPENSES - EMPLOYEES For The Year Ended June 30, 2021

Schedule 4

NAME	REMUNERATION	EXPENSES	POSITION
MCLENNAN, CAROL P.	95,908	0	TEACHING STAFF
MCLEOD, JENNIFER CAROLINE	78,346	0	TEACHING STAFF
MCLEOD, MICHELLE R.	82,503	0	TEACHING STAFF
MCMAHON, ANGELIKA TABATHA	93,614	0	TEACHING STAFF
MCMAHON, MONICA DAWN	82,382	0	TEACHING STAFF
MCMARTIN, LEIGH ANNE	75,734	0	TEACHING STAFF
MCMARTIN, MICHAEL	94,405	0	TEACHING STAFF
MCMILLAN, CARRI	94,558	0	TEACHING STAFF
MCMILLAN, JEFF	104,244	436	EXCLUDED STAFF(ON MUN.PENSION)
MCMULLEN, NANCY I	89,732	0	TEACHING STAFF
MCNABB, JULIA NICOLE	79,757	0	TEACHING STAFF
MCNABB, TRACY L.	95,112	0	TEACHING STAFF
MCNABB, TYLER J.	98,232	0	TEACHING STAFF
MCNAMEE, ANNE M.	89,802	0	TEACHING STAFF
MCNAUGHTON, KATHLEEN M.	94,038	0	TEACHING STAFF
MCNEIL, AMBER L.	94,578	0	TEACHING STAFF
MCNEIL, CINDY M.	81,918	0	TEACHING STAFF
MCNEILL, ASHLEIGH MARIE	81,390	0	TEACHING STAFF
MCNEILL, CAROL N.	94,540	0	TEACHING STAFF
MCNICHOL, PAUL R.	87,483	0	TEACHING STAFF
MCPHILLIPS, KRISTIN ANNE	86,650	0	TEACHING STAFF
MCQUARRIE, TREVOR	139,488	0	ADMINISTRATOR
MCRAE, GRAHAM S.	94,523	0	TEACHING STAFF
MCRAE, KAREN ELIZABETH	94,592	0	TEACHING STAFF
MCREAVY, MICHELLE	83,704	0	TEACHING STAFF
MCSHANE, ERIN LAUREL	94,592	0	TEACHING STAFF
MCSKIMMING, SARAH ANNE	85,410	0	TEACHING STAFF
MCSPADDEN, NADINE ROSE	95,409	585	TEACHING STAFF
MEADOWS, TODD CAMERON	130,258	0	TEACHING STAFF
MEDEIROS, VANESSA MARIE	82,899	0	TEACHING STAFF
MEDEL, EDWIN S	94,558	0	TEACHING STAFF
MEHREGANI, BEHNAZ DANA	93,099	0	TEACHING STAFF
MELAN, MARIA	127,109	2,269	EXCLUDED STAFF(ON MUN.PENSION)
MELENKA, LISA N.	87,528	0	TEACHING STAFF
MELNYK, RON D.	87,483	1,713	TEACHING STAFF
MELVILLE, DEBRA NICOLE	95,958	0	TEACHING STAFF
MEMMOTT, DENNIS RAY	90,834	0	TEACHING STAFF
MENICUCCI, SARAH MARLINA	76,347	0	TEACHING STAFF
MENICUCCI, VIC	97,831	0	TEACHING STAFF
MENSCH, LYNN	94,540	0	TEACHING STAFF
METCALFE, SELINA M.	100,331	0	TEACHING STAFF
METFORD, MATTHEW JACQUES	85,434	0	TEACHING STAFF
METZ, BRENDAN R.	87,543	0	TEACHING STAFF
MEYER, TAMMY	94,503	0	TEACHING STAFF
MEYNERT, LORNA L.	94,544	0	TEACHING STAFF
MICHAEL, NEAL DARREN	98,162	0	TEACHING STAFF
MICHAUD, KATHLEEN	76,098	0	TEACHING STAFF
MIDDAR, PARAMJIT	139,488	0	ADMINISTRATOR
MIDDLETON, ANNE-MARIE	95,905	0	TEACHING STAFF
MIKI, MELANIE J K	95,873	0	TEACHING STAFF

BOARD OF EDUCATION OF SCHOOL DISTRICT NO. 36 (SURREY)

UNAUDITED SCHEDULE OF FINANCIAL INFORMATION REMUNERATION AND EXPENSES - EMPLOYEES For The Year Ended June 30, 2021

Schedule 4

NAME	REMUNERATION	EXPENSES	POSITION
MILES, TARA ALEXANDRA	99,265	0	TEACHING STAFF
MILIC, SUSAN	87,387	0	TEACHING STAFF
MILLER, AMANDA JUNE	86,130	0	TEACHING STAFF
MILLER, ANNE L.	94,457	0	TEACHING STAFF
MILLER, CHANDIMA ASANTHI	87,528	0	TEACHING STAFF
MILLER, CHRISTI J.	94,558	0	TEACHING STAFF
MILLER, DANA MARIE	94,135	0	TEACHING STAFF
MILLER, ELANA BRIGITTE	84,046	0	TEACHING STAFF
MILLER, SIMON SPENCER	100,368	0	TEACHING STAFF
MILLER, TRISH L.	95,923	0	TEACHING STAFF
MILLER, UNA-MELODIE	86,147	0	TEACHING STAFF
MILLS, CHRIS SHELDON	87,560	0	TEACHING STAFF
MILLS, DAVID	87,499	0	TEACHING STAFF
MILLS, RUSSELL	94,526	0	TEACHING STAFF
MILNE, ANDREW JAMES	111,109	0	TEACHING STAFF
MILNE, CHRISTOPHER	87,592	0	TEACHING STAFF
MILROSS, ASHLEE MARIE	82,601	0	TEACHING STAFF
MILSTED, TIMOTHY NIAL	94,558	0	TEACHING STAFF
MINCHINTON, HEATHER PATRICIA	87,046	0	TEACHING STAFF
MINCHINTON, RANDY	87,494	0	TEACHING STAFF
MINHAS, BINTY YESJEET	94,592	0	TEACHING STAFF
MINHAS, MANJIT	95,944	0	TEACHING STAFF
MINSKY, PHYLLIS A.	87,435	0	TEACHING STAFF
MINTO-MCEACHERN, AMY RUTH	94,593	0	TEACHING STAFF
MIRABUENO, MICHELLE	87,561	0	TEACHING STAFF
MISCHIANI, PAOLO	88,018	0	TEACHING STAFF
MISIAK, MYKOLA	86,577	0	TEACHING STAFF
MISSANA, GINO	101,182	27	TEACHING STAFF
MISSELLBROOK, GILLIAN LAURA	80,772	0	TEACHING STAFF
MITCHELL, ALAN	118,826	807	EXCLUDED STAFF(ON MUN.PENSION)
MITCHELL, ALLISON C.R.	87,547	0	TEACHING STAFF
MITCHELL, DAWN	94,523	0	TEACHING STAFF
MITCHELL, DEAN PETER	94,523	0	TEACHING STAFF
MITCHELL, GUY	94,512	0	TEACHING STAFF
MITRO, MIKE T.	101,959	0	TEACHING STAFF
MITTLESTEAD, JESSICA KATRINA	86,826	0	TEACHING STAFF
MLEZIVA, PETER	99,009	0	TEACHING STAFF
M'LOT, KEVIN	139,488	0	ADMINISTRATOR
MOENNICK, CATHERINE E.	129,269	36	ADMINISTRATOR
MOFFETT, R'CHIE KELLY	95,886	0	TEACHING STAFF
MOHAMMED, CHRIS H.	94,544	0	TEACHING STAFF
MOHR, JOHN KIRKWOOD	100,513	0	TEACHING STAFF
MOHR, SHERRI LYNNE	87,560	0	TEACHING STAFF
MOLLOY, LENA	97,310	0	TEACHING STAFF
MOLONEY, MICHAEL JAMES	128,934	0	ADMINISTRATOR
MOMI, KULWINDER KAUR	95,887	0	TEACHING STAFF
MONEY, KAMA DAWN	95,958	0	TEACHING STAFF
MONGA, MANINDER	95,909	0	TEACHING STAFF
MONK, ANGELA GRACE	96,726	0	TEACHING STAFF
MONROE, GREG TREVOR	95,923	0	TEACHING STAFF

BOARD OF EDUCATION OF SCHOOL DISTRICT NO. 36 (SURREY)

UNAUDITED SCHEDULE OF FINANCIAL INFORMATION REMUNERATION AND EXPENSES - EMPLOYEES For The Year Ended June 30, 2021

Schedule 4

NAME	REMUNERATION	EXPENSES	POSITION
MONTGOMERY, EMILY ANNE	77,854	0	TEACHING STAFF
MOODY, CARRIE M.	94,522	0	TEACHING STAFF
MOON, KYUNG-JIN KAREN	96,241	0	TEACHING STAFF
MOORE, APRIL	87,483	0	TEACHING STAFF
MOORE, CHERYL DARLENE	94,540	0	TEACHING STAFF
MOORE, JAMIE BERNARD	94,558	0	TEACHING STAFF
MOORE, JOELLE REGAN	93,177	0	TEACHING STAFF
MOORE, JONATHAN S.	94,557	0	TEACHING STAFF
MOORE, NAOMI	94,543	0	TEACHING STAFF
MOORE, VELMA	92,790	0	TEACHING STAFF
MOREAU, SHEILA A.	94,509	0	TEACHING STAFF
MORIN, KAREN R.	87,483	0	TEACHING STAFF
MORRIS, ANNA JEAN	75,687	0	TEACHING STAFF
MORRISON, DAVID S.	95,923	488	TEACHING STAFF
MORRISON, GORDON D.	89,699	0	TEACHING STAFF
MORRISON, IRENE P.	94,592	0	TEACHING STAFF
MORRISON, JOHN	139,488	0	ADMINISTRATOR
MORTIMORE, LESLIE A.	92,460	315	EXCLUDED STAFF(ON MUN.PENSION)
MORTON, SHAYLA MARIE	77,837	0	TEACHING STAFF
MOUNTALI, SIMPLICE GANZALT	95,922	0	TEACHING STAFF
MOWAT, TRACY LYNN	103,480	774	EXCLUDED STAFF(ON MUN.PENSION)
MOXNESS, ROBERT VINCENT	115,889	0	ADMINISTRATOR
MOY, MICHAEL J.	87,528	24	TEACHING STAFF
MRAK, RUTH A.	138,419	19	ADMINISTRATOR
MUDGE, ANGELA M.	99,069	0	TEACHING STAFF
MUIR, CAMILA	97,828	686	TEACHING STAFF
MUIR, CORINNE BARBARA	95,958	0	TEACHING STAFF
MUIR, DENTON G.	136,093	2,844	ADMINISTRATOR
MUIRHEAD, FREDERIQUE S.	94,558	0	TEACHING STAFF
MUJICIN, JOHN S.	95,923	0	TEACHING STAFF
MULHOLLAND, HEATHER LAUREN	94,592	0	TEACHING STAFF
MULJI, WAHEEDA H.	100,331	0	TEACHING STAFF
MULLEADY, MARY J.	95,888	0	TEACHING STAFF
MULLEN, DEREK F.	96,845	0	TEACHING STAFF
MUMFORD, EILEEN	95,873	0	TEACHING STAFF
MUNAWEERA, ANITA	95,909	0	TEACHING STAFF
MURIN, DEBORAH L.	95,782	281	TEACHING STAFF
MURPHY, JULINA LOUISE	81,257	0	TEACHING STAFF
MURRAY, DAWNE	94,509	0	TEACHING STAFF
MURRAY, SUSAN	90,804	292	TEACHING STAFF
MURRAY, TANNER ROBERT	77,044	609	TEACHING STAFF
MURTSELL, LAURA M.	94,578	0	TEACHING STAFF
MUSHERURE, MICHAEL	128,095	0	TEACHING STAFF
MUSICO, SUSAN	90,834	0	TEACHING STAFF
MUTI, PARAMJIT K.	96,210	0	TEACHING STAFF
MYERS, MARCELLA M.	94,607	0	TEACHING STAFF
MYLES, GWEN M.	131,843	0	ADMINISTRATOR
MYLES, MACUSHLA MARIE	77,881	0	TEACHING STAFF
NADEAU, SIMON J	94,523	0	TEACHING STAFF
NAGAI, ANGELIE AIKA	83,262	0	TEACHING STAFF

BOARD OF EDUCATION OF SCHOOL DISTRICT NO. 36 (SURREY)

UNAUDITED SCHEDULE OF FINANCIAL INFORMATION REMUNERATION AND EXPENSES - EMPLOYEES For The Year Ended June 30, 2021

Schedule 4

NAME	REMUNERATION	EXPENSES	POSITION
NAGAMATSU, EVA J.	94,509	0	TEACHING STAFF
NAGDA, PARAG	85,537	0	TEACHING STAFF
NAGI, JASVINDER KAUR	96,224	0	TEACHING STAFF
NAGRA, KIRAN PREET	94,605	0	TEACHING STAFF
NAGRA, MANJEET KAUR	77,557	0	TEACHING STAFF
NAGRA, SAROOP S.	122,869	0	TEACHING STAFF
NAHAL, MANJIT KAUR	136,241	0	ADMINISTRATOR
NAIDU, KELLY A.	94,072	0	TEACHING STAFF
NAIDU, VINCE MUNIRATNAM	93,112	0	TEACHING STAFF
NAIR, LALITTA	85,434	0	TEACHING STAFF
NAKASHIMA, DEAN WARREN	94,341	0	TEACHING STAFF
NAKASHIMA, SARAH LYNNE	94,358	0	TEACHING STAFF
NANDA, BIRINDER KAUR	95,909	0	TEACHING STAFF
NANJI, SHAINAZ	94,523	200	TEACHING STAFF
NARANG, PREETINDER	97,257	729	ASSOCIATED PROFESSIONALS
NASMITH, SONIA ELIZABETH	95,000	0	TEACHING STAFF
NASSERJAH, MORSAL	84,615	0	TEACHING STAFF
NATHAN, SHOBNA S.	85,109	0	TEACHING STAFF
NATSUHARA, KIRSTEN ELIZABETH	99,000	0	TEACHING STAFF
NAUREEN, ATIFA	95,909	0	TEACHING STAFF
NAYLOR, CHRISTOPHER	119,525	0	ADMINISTRATOR
NAZAROFF, KEVIN	77,610	212	EXCLUDED STAFF(ON MUN.PENSION)
NEEDHAM, LEANNE	87,528	0	TEACHING STAFF
NEEDHAM, RODNEY E.	94,419	0	TEACHING STAFF
NEIDIG, DANA C.	95,920	0	TEACHING STAFF
NELSON, CHRIS K.	87,531	0	TEACHING STAFF
NELSON, SHAUN	139,488	0	ADMINISTRATOR
NELSON, TRACY	95,019	0	TEACHING STAFF
NEMEC, KATHLEEN G.	94,509	0	TEACHING STAFF
NEUFELD, PETER	81,974	116	CONT. EDUCATION INSTRUCTOR
NEUMANN, JULIE ANN	94,518	0	TEACHING STAFF
NEWBOLD, BRIAN JAMES	122,381	0	ADMINISTRATOR
NEWCORBE, LORI L.	87,547	0	TEACHING STAFF
NEWMAN, AMY	139,488	0	ADMINISTRATOR
NEWMAN, SEAN	87,531	0	TEACHING STAFF
NEWTON, MATTHEW	95,944	0	TEACHING STAFF
NG, CARRIE KAYI	79,717	0	TEACHING STAFF
NG, CHARLOTTE YUK-YI	95,887	2,935	ASSOCIATED PROFESSIONALS
NG, KRYSTAL HAZEL	77,850	0	TEACHING STAFF
NG, SUSANNA M.	94,592	0	TEACHING STAFF
NGUYEN, LAM P.N.	94,578	0	TEACHING STAFF
NGUYEN, TAN P.	87,387	0	TEACHING STAFF
NGUYEN, THINH TRI	94,544	0	TEACHING STAFF
NICHOLLS, SARAH MHAIRI	86,030	0	TEACHING STAFF
NICKEL, ELENNA MARIE	95,850	0	TEACHING STAFF
NICOLA, CHRISTINA MARGARET A	78,146	0	TEACHING STAFF
NIELSEN, E. WENDY	104,902	0	TEACHING STAFF
NIELSEN, HEIDI L	95,909	929	TEACHING STAFF
NIJJAR, KARENJIT KAUR	95,944	0	TEACHING STAFF
NIJJAR, MANDEEP KAUR	77,029	0	TEACHING STAFF

BOARD OF EDUCATION OF SCHOOL DISTRICT NO. 36 (SURREY)

UNAUDITED SCHEDULE OF FINANCIAL INFORMATION REMUNERATION AND EXPENSES - EMPLOYEES For The Year Ended June 30, 2021

Schedule 4

NAME	REMUNERATION	EXPENSES	POSITION
NIJJAR, PUNREET KAUR	78,946	0	TEACHING STAFF
NIJJER, BALRAJ DEEP SINGH	108,978	0	TEACHING STAFF
NIKKANEN, LEESHA	79,640	158	TEACHING STAFF
NIKKEL, JENNIFER M	94,544	0	TEACHING STAFF
NIKKEL, PETER T.	95,923	215	TEACHING STAFF
NILSON, DEANNA MICHELLE	94,592	0	TEACHING STAFF
NILSON, JONATHAN J.	100,090	0	TEACHING STAFF
NIRO, SABRINA G.	139,488	0	ADMINISTRATOR
NIRWAN, AMANDEEP K	85,699	0	TEACHING STAFF
NOAKES, JOANNA	95,512	784	TEACHING STAFF
NOAKES, MONICA LINDELL	95,782	0	TEACHING STAFF
NOBLE, HEATHER	77,870	0	TEACHING STAFF
NOCAR, DEAN M.	87,399	0	TEACHING STAFF
NOCAR, LAURIE	87,399	0	TEACHING STAFF
NORDLUND, MARC A.	99,214	0	TEACHING STAFF
NORMAN, REBECCA NICOLE	88,957	0	TEACHING STAFF
NORMAN, WENDY	75,661	0	TEACHING STAFF
NORRIS, BRIAN G	159,532	315	EXCLUDED STAFF(ON MUN.PENSION)
NORRIS, STEPHANIE	95,466	0	TEACHING STAFF
NORTHROP, ADELE A.	94,523	0	TEACHING STAFF
NORTHWAY, CHRISTY A.	207,509	3,697	EXCLUDED STAFF(ON TCH PENSION)
NORTON, KELLY A	94,419	0	TEACHING STAFF
NOWAKOWSKI, PAUL LECH	96,795	0	TEACHING STAFF
NUIJ, ALYSSA MARIE	91,970	0	TEACHING STAFF
NUNES, DIONNE LYNN	87,528	0	TEACHING STAFF
NUNEZ, ELAINE	87,483	0	TEACHING STAFF
NUNNS, JENNIFER K.	94,592	0	TEACHING STAFF
NUTTALL, THERESA	94,589	0	TEACHING STAFF
NYBERG, STEVEN G.	87,528	0	TEACHING STAFF
NYGAARD, LORRAINE E.	95,821	38	TEACHING STAFF
NYSTROM, KIMBERLEY BERNADETTE	94,523	0	TEACHING STAFF
OAKLAND, TERESA	89,719	0	TEACHING STAFF
OAMEN, PAULA LEE	87,528	0	TEACHING STAFF
O'BRIEN, COURTNEY NOELLE	89,443	0	TEACHING STAFF
O'BRIEN, MARTY JAMES	95,909	0	TEACHING STAFF
O'BYRNE, MELISSA ANNE	93,758	0	TEACHING STAFF
OCCLESHAW, JULIE ANN	126,288	14	ADMINISTRATOR
O'DONNELL, PADRAIC H.	94,558	0	TEACHING STAFF
O'DONNELL, TIM J.	94,527	0	TEACHING STAFF
OFFICER, MARC ANDREW	94,324	0	TEACHING STAFF
OHANA, ANNIE	95,615	0	TEACHING STAFF
O'HEARN, JENNIFER A.	94,544	643	TEACHING STAFF
OHMS, ANDREA ROSE	95,958	0	TEACHING STAFF
OJEA, EVE BELLE	98,557	0	TEACHING STAFF
OKE, SARA JANE	88,923	0	TEACHING STAFF
OKKERSE, ROBERT	91,889	0	TEACHING STAFF
OKRAINETZ, AMANDA	90,870	0	TEACHING STAFF
OLAFSON, CHAD	116,970	0	TEACHING STAFF
OLATUNBOSUN, RHODA MODUPE	95,782	0	TEACHING STAFF
OLIVER, MELISSA ERIN	94,592	0	TEACHING STAFF

BOARD OF EDUCATION OF SCHOOL DISTRICT NO. 36 (SURREY)

UNAUDITED SCHEDULE OF FINANCIAL INFORMATION REMUNERATION AND EXPENSES - EMPLOYEES For The Year Ended June 30, 2021

Schedule 4

NAME	REMUNERATION	EXPENSES	POSITION
OLIVERIO, SERAFINA	87,495	0	TEACHING STAFF
OLSON, ANGELA KELLIE*	118,826	249	EXCLUDED STAFF(ON MUN.PENSION)
OLSON, JUDY LYNN	81,125	0	TEACHING STAFF
OLSON, MARISSA COLLEEN	93,653	0	TEACHING STAFF
O'MALLEY, KELLI	94,509	0	TEACHING STAFF
O'NEIL, RON J.	94,017	0	TEACHING STAFF
O'NEILL, MARIJA	79,890	0	TEACHING STAFF
O'NEILL, REBECCA JOANNE	95,954	0	TEACHING STAFF
ONIONS, LYNN GWYNETH	87,495	0	TEACHING STAFF
ONNO, LISA J.	95,721	0	TEACHING STAFF
OOMMEN, PRISKILLA	79,877	0	TEACHING STAFF
OPPELT, BRAYDEN	77,829	0	TEACHING STAFF
ORDEMAN, LISA N.	95,211	0	TEACHING STAFF
O'REILLY, MARY	87,483	0	TEACHING STAFF
ORSO, MARK C	82,498	0	TEACHING STAFF
ORTH, CAROLYN LOUISE	83,232	0	TEACHING STAFF
ORTH, OLGA	94,544	0	TEACHING STAFF
OSBORNE, STACEY LEANNE	84,615	0	TEACHING STAFF
OSKAM, CHRISTIAN OSWALD	125,366	0	ADMINISTRATOR
OSSEA, SASHA SAEKO	83,293	0	TEACHING STAFF
OSWIN, TIMOTHY	81,382	0	TEACHING STAFF
OTSUKI, ALEX MASATAKA	81,260	0	TEACHING STAFF
OTTAHAL, NICOLE	95,923	0	TEACHING STAFF
OTTENBREIT, MEGAN JEAN	96,425	0	TEACHING STAFF
OTTEWELL, SUSAN E.	94,419	0	TEACHING STAFF
OUELLETTE, ROBBYN M	94,544	0	TEACHING STAFF
OVERGAARD, HOLLIE M.	95,923	0	TEACHING STAFF
OVERGAARD, JAMIE	109,177	0	TEACHING STAFF
PACKHAM, JOELENE M.	76,781	0	TEACHING STAFF
PACLAON, MIMI	95,975	0	TEACHING STAFF
PADAM, KAMALJIT KAUR	94,544	0	TEACHING STAFF
PADAM, RICKI NARINDER	87,499	0	TEACHING STAFF
PAHAL, PARDEEP SINGH	90,804	0	TEACHING STAFF
PAILLE, GEORGE	96,191	240	TEACHING STAFF
PAINCHAUD, NICOLE C.	95,887	0	TEACHING STAFF
PAJIC, LORI J.	81,424	0	TEACHING STAFF
PALAK, INDERPREET	76,515	0	TEACHING STAFF
PALAPUZ, EDWIN T	94,878	0	TEACHING STAFF
PALMER, KRISTA JEAN MARY	96,029	0	TEACHING STAFF
PALMER, TAMMI J.	95,923	0	TEACHING STAFF
PANAS, JOANNE TRACY	94,558	0	TEACHING STAFF
PANDA, AMARJIT	87,511	0	TEACHING STAFF
PANDHER, AMARJIT KAUR	94,419	0	TEACHING STAFF
PANDHER, HARMOHANJIT SINGH	86,686	0	TEACHING STAFF
PANDHER, SANDIP KAUR	94,596	0	TEACHING STAFF
PANDHER, SUSAN K.	87,515	0	TEACHING STAFF
PANKRATZ, ERNEST TOMSON	100,491	0	TEACHING STAFF
PANSER, KRISTI LEIGH	78,230	0	TEACHING STAFF
PAPASIAN, YOLANDA	95,887	0	TEACHING STAFF
PARE, TRUDY LYNNE	75,688	0	TEACHING STAFF

BOARD OF EDUCATION OF SCHOOL DISTRICT NO. 36 (SURREY)

UNAUDITED SCHEDULE OF FINANCIAL INFORMATION REMUNERATION AND EXPENSES - EMPLOYEES For The Year Ended June 30, 2021

Schedule 4

NAME	REMUNERATION	EXPENSES	POSITION
PARADES, LYS M.	139,488	0	ADMINISTRATOR
PARHAR CHOCHAN, REENA	132,106	0	ADMINISTRATOR
PARHAR HAER, SARINA	95,782	0	TEACHING STAFF
PARHAR, RAVINDER KAUR	94,419	0	TEACHING STAFF
PARHAR, SANDEEP KAUR	102,155	0	TEACHING STAFF
PARK, SANDRA	99,002	0	TEACHING STAFF
PARKER, RON	87,515	0	TEACHING STAFF
PARKER-JERVIS, LAURA ANNE	94,714	0	TEACHING STAFF
PARMAR, HARBINDER K.	95,904	0	TEACHING STAFF
PARMAR, SUKHVINDER RANI	99,193	0	TEACHING STAFF
PARR, CURTIS JASON	87,560	0	TEACHING STAFF
PARSONS, RENEE S.	93,533	0	TEACHING STAFF
PASCUAL, MIGUEL ANGEL	87,971	0	TEACHING STAFF
PASSIER, MARIE JEANNETTE	87,387	0	TEACHING STAFF
PATAKI, PENNY K	94,544	0	TEACHING STAFF
PATAKY, SOIBAN	87,399	532	TEACHING STAFF
PATHMARAJAN, SINDUJA	82,450	0	TEACHING STAFF
PATRICK, RITA K.	94,592	0	TEACHING STAFF
PATROLA, SANDEEP KAUR	77,857	0	TEACHING STAFF
PATRONG, LISA	98,929	0	TEACHING STAFF
PATTAR, GURJIT KAUR	95,940	0	TEACHING STAFF
PATTAR, NIMARTA	112,944	0	ADMINISTRATOR
PATTAR, SATBIR	82,255	0	TEACHING STAFF
PATTERSON, AMY LOUREN	93,092	0	TEACHING STAFF
PATTERSON, TINA CHRISTINE	98,845	0	TEACHING STAFF
PATTON, LAUREE ALICE	87,528	0	TEACHING STAFF
PAUL, PRISCILLA SUJATHA	76,770	0	TEACHING STAFF
PAULHUS, JULIE ELIZABETH	94,561	0	TEACHING STAFF
PAULICELLI, MICHAEL FRANK	79,875	0	TEACHING STAFF
PAWAR, KRISTEN ELIZABETH	122,450	17	ADMINISTRATOR
PAWELCHAK, DANIELLE SYLVIA	86,363	0	TEACHING STAFF
PAWELCHAK, JAMES JEFFERY	93,146	0	TEACHING STAFF
PAYNE, GREGORY	96,803	0	TEACHING STAFF
PAYNE, JILL	76,990	0	TEACHING STAFF
PAYNE, STEPHANIE	87,397	0	TEACHING STAFF
PAYTON, ALISON JANE	80,912	0	TEACHING STAFF
PEACOCK, DOROTA	93,530	0	TEACHING STAFF
PEAKER, JUNE EDNA	94,558	0	TEACHING STAFF
PEARCE, JAMES G.	139,488	0	ADMINISTRATOR
PEARSON, FIONA	87,494	0	TEACHING STAFF
PEARSON, MEGAN LEIGH	76,809	0	TEACHING STAFF
PECCHIA, STEPHANIE KATE	82,905	0	TEACHING STAFF
PEDERSON, KYLE LUKAS	96,465	0	TEACHING STAFF
PEELO, ANNA-MARIA	91,936	0	TEACHING STAFF
PEKOVA, PAULINA J.	122,381	0	ADMINISTRATOR
PELOQUIN, JULIE	94,523	0	TEACHING STAFF
PENNAL, ALLISON LEA	76,079	0	TEACHING STAFF
PENNER, CORINNE RAE	95,958	230	TEACHING STAFF
PENNER, DARRELL N.	87,059	365	TEACHING STAFF
PENNER, JERRY B.	94,544	0	TEACHING STAFF

BOARD OF EDUCATION OF SCHOOL DISTRICT NO. 36 (SURREY)

UNAUDITED SCHEDULE OF FINANCIAL INFORMATION REMUNERATION AND EXPENSES - EMPLOYEES For The Year Ended June 30, 2021

Schedule 4

NAME	REMUNERATION	EXPENSES	POSITION
PENNER, WANDA	89,572	0	CLERICAL STAFF
PERDUE, DAWN LINDSAY	87,560	0	TEACHING STAFF
PEREIRA NUNEZ, MARIA LOURDES	95,923	0	TEACHING STAFF
PEREZ, HEIDI A.	95,909	0	TEACHING STAFF
PEREZ-DINGLER, MARY FRITZIE	100,184	0	TEACHING STAFF
PERIZZOLO, LISA	83,818	0	TEACHING STAFF
PERK, ECKHARD	85,833	0	TEACHING STAFF
PERKIN, AMBERLIE KATHLEEN	82,678	0	TEACHING STAFF
PERRY, JODIE ALENE	126,288	0	ADMINISTRATOR
PERRY, KIMBERLY ELLEN	87,399	0	TEACHING STAFF
PESUT, JESSE DAVID	75,029	0	TEACHING STAFF
PETERS, ANGELA M	99,214	0	TEACHING STAFF
PETERS, RACHEL MARIE	82,362	0	TEACHING STAFF
PETERS, TENIOLA TITILAYO	80,798	2,122	EXCLUDED STAFF(ON MUN.PENSION)
PETERSON, CHRISTINE E	79,762	0	TEACHING STAFF
PETERSON, DEBRA DIANNE	88,022	0	TEACHING STAFF
PETERSON, KELLY PATRICIA	79,933	0	TEACHING STAFF
PETERS-SINGH, ANGELA C.	87,547	0	TEACHING STAFF
PETERSSON, ELLEN C	76,987	0	TEACHING STAFF
PETROSKI, RICHARD DAVID	77,614	0	TEACHING STAFF
PFLANZ, NATALIE	87,528	0	TEACHING STAFF
PHAN, JULIE	87,560	0	TEACHING STAFF
PHILLIPS, JON E.R.	94,558	0	TEACHING STAFF
PHILLIPS, JONATHAN B.	94,578	0	TEACHING STAFF
PHILLIPS, SHANNON-LEE BARBARA	95,957	0	TEACHING STAFF
PICHLER, MARGRITA LOUISE	94,509	0	TEACHING STAFF
PICKETTS, BRUCE DANIEL	76,271	0	TEACHING STAFF
PIELAK, KEVIN	98,076	0	TEACHING STAFF
PIEPER, JEANINE L.	96,811	0	TEACHING STAFF
PILATOVA, KATARINA	78,580	0	TEACHING STAFF
PILCHAK, JENNIFER KRISTINE	122,381	44	ADMINISTRATOR
PILGRIM, WILLIAM E	87,511	0	TEACHING STAFF
PILLAY, SHARMILA	100,331	0	TEACHING STAFF
PINEDA-KLENK, DAISY	80,979	0	TEACHING STAFF
PINILI, MARVIN ALFONSO	75,130	105	INFORMATION TECHNOLOGY
PINTO, KALI A.	95,909	0	TEACHING STAFF
PITACCO, JOE	95,998	0	TEACHING STAFF
PLACEWICZ, SABINA LIDIA	82,533	0	TEACHING STAFF
PLAETNER, MONICA	86,622	0	TEACHING STAFF
PLANA-ALCUAZ, REGIE	95,994	0	TEACHING STAFF
PLANK, HEATHER	94,575	104	TEACHING STAFF
PLANTE, MARJORIE H.	87,495	0	TEACHING STAFF
PLAYER, MARTI	128,934	0	ADMINISTRATOR
PLUME, DENISE CHARLENE	78,663	0	TEACHING STAFF
POELZER, PAISLEY ELIZABETH	95,958	0	TEACHING STAFF
POETHKE, STEPHAN J.	95,923	0	TEACHING STAFF
POLANT, KATHLEEN R.	87,483	0	TEACHING STAFF
POLUBINSKI, PATRICIA ANNA	95,944	0	TEACHING STAFF
POMONIS, MARTHA	94,419	0	TEACHING STAFF
POOLE, JENNIFER LYNN	95,923	1,108	TEACHING STAFF

BOARD OF EDUCATION OF SCHOOL DISTRICT NO. 36 (SURREY)

UNAUDITED SCHEDULE OF FINANCIAL INFORMATION REMUNERATION AND EXPENSES - EMPLOYEES For The Year Ended June 30, 2021

Schedule 4

NAME	REMUNERATION	EXPENSES	POSITION
POON, GARETH CHUANG	89,904	94	TEACHING STAFF
POONI, BALJIT K.	95,516	0	TEACHING STAFF
POONI, BALWINDER K.	95,940	0	TEACHING STAFF
POPADYNETZ, KATHERINE	77,513	0	TEACHING STAFF
POPE, GERI MICHELLE	94,578	0	TEACHING STAFF
POPE, GLEN JAMES	87,528	0	TEACHING STAFF
POPE, ROXANNE MARIE L.	97,033	0	TEACHING STAFF
PORCELLATO, CARIN A	115,889	37	ADMINISTRATOR
PORPACZY, JAMES ROBERT	95,905	0	TEACHING STAFF
PORPACZY, LYNNE D.	95,905	0	TEACHING STAFF
PORTER, LARRAINE L	78,216	0	TEACHING STAFF
PORTER, LISA MICHELLE	99,229	0	TEACHING STAFF
PORTER, NANCY I.	94,405	0	TEACHING STAFF
PORTER, NICOLE FRANCESCA	95,923	0	TEACHING STAFF
POSOUKH, TRACY L.	76,465	0	TEACHING STAFF
POST, NEDRA JON	95,887	522	TEACHING STAFF
POSTNIKOFF, VERNA	93,538	0	TEACHING STAFF
POTERYKO, GARY T.	94,558	0	TEACHING STAFF
POTERYKO, JASMINE MARIE	94,592	0	TEACHING STAFF
POTTIE, LAURA K.	94,557	0	TEACHING STAFF
POTTS, ERIN LYNN	126,858	0	ADMINISTRATOR
POVEY, KIMBERLY SIMONE	87,560	0	TEACHING STAFF
POWELL, C. ROSS	101,854	0	TEACHING STAFF
POWELL, JONATHAN DAVID	87,528	0	TEACHING STAFF
POWELL, NATHANAEL GORDON	100,385	0	TEACHING STAFF
POWELL, ROBERT DANIEL	77,866	0	TEACHING STAFF
POWER, KIM L.	95,635	0	TEACHING STAFF
POWER, SHARON ROSE	100,890	932	TEACHING STAFF
PRABHAKAR, PRIYA	76,615	0	TEACHING STAFF
PRADE, AMANDA KAREN	88,751	0	TEACHING STAFF
PRADES, JANA L.	78,289	0	TEACHING STAFF
PRAHALAD, YASHNEEL	83,550	0	TEACHING STAFF
PRASAD, EILEEN RADHIKA	81,213	0	TEACHING STAFF
PRASAD, MONITA DEVI	87,560	0	TEACHING STAFF
PRASAD, RONALD RAVINDRA	109,561	0	TEACHING STAFF
PRENTICE, CATHERINE JOAN	88,820	0	TEACHING STAFF
PREVOST, MONIQUE KATHLEEN	98,770	0	TEACHING STAFF
PRICE, JACQUELINE ROBERTA	76,153	0	TEACHING STAFF
PRICE, KRIS MICHAEL	107,941	0	TEACHING STAFF
PRICE, LESLIE G.	87,516	0	TEACHING STAFF
PRIZIO, ALBINA	94,558	0	TEACHING STAFF
PROCHAZKA, MARTINA	81,331	0	TEACHING STAFF
PROHL, MARGRET	80,549	0	TEACHING STAFF
PROKUDA, HEATHER D.	87,547	0	TEACHING STAFF
PROULX, KARIN LIANE	88,002	0	TEACHING STAFF
PUHARICH, ROBERT JOSEPH	103,417	0	TEACHING STAFF
PULVERS, JODI	88,214	100	TEACHING STAFF
PUNIA, RAMANJEET KAUR	88,905	0	TEACHING STAFF
PUNJ, SUNITA	124,796	574	TEACHING STAFF
PUREWAL, JANICE	88,493	0	TEACHING STAFF

BOARD OF EDUCATION OF SCHOOL DISTRICT NO. 36 (SURREY)

UNAUDITED SCHEDULE OF FINANCIAL INFORMATION REMUNERATION AND EXPENSES - EMPLOYEES For The Year Ended June 30, 2021

Schedule 4

NAME	REMUNERATION	EXPENSES	POSITION
PUREWAL, JEETENDER PAL KAUR	97,865	0	TEACHING STAFF
PURI, BALJIT KAUR	95,782	0	TEACHING STAFF
PURI, RAJ PAL	146,929	1,883	ADMINISTRATOR
PURVES, BRADLEY D.	96,780	0	TEACHING STAFF
PYLATUK, ALLAN S.	87,483	0	TEACHING STAFF
PYLYPIUK, NANCY LOREEN	95,997	0	TEACHING STAFF
QUAN, JAMES R.	94,523	0	TEACHING STAFF
QUAN, JEFFREY	107,069	0	TEACHING STAFF
QUASHIE, CHERYL L.	95,923	0	TEACHING STAFF
QUELCH, JENNIFER REBECCA	87,515	0	TEACHING STAFF
QUENNEVILLE, ANDRE	87,701	0	TEACHING STAFF
QUINN, RICHARD A.	94,557	0	TEACHING STAFF
QUISTBERG, ALEXIS LOUISE	86,637	0	TEACHING STAFF
RACETTE, DARYL R.	84,844	0	TEACHING STAFF
RADCLIFFE, CANDACE A.	90,821	0	TEACHING STAFF
RADFORD, BILL OWEN	78,917	0	TEACHING STAFF
RADMILOVIC, SONJA	95,922	0	ASSOCIATED PROFESSIONALS
RADONS, LAURA MARGARET	94,578	0	TEACHING STAFF
RAFTERY, SHANNON L.	87,528	0	TEACHING STAFF
RAI, JUSTINE KAUR	105,294	18	TEACHING STAFF
RAI, KIRANDEEP KAUR	95,768	0	TEACHING STAFF
RAI, KULRAJ SINGH	82,325	0	TEACHING STAFF
RAI, MANDEEP KAUR	85,509	0	TEACHING STAFF
RAI, PAUL J	94,547	0	TEACHING STAFF
RAI, SATWANT KAUR	87,498	0	TEACHING STAFF
RAI, SUCHDEV ROB	160,042	225	EXCLUDED STAFF(ON MUN.PENSION)
RAI, SUKHVINDER	142,034	0	ADMINISTRATOR
RAI, TAJINDER SINGH	110,550	524	TEACHING STAFF
RAI, VICKY	79,846	0	TEACHING STAFF
RAJALA, PAUL D.	85,747	488	TEACHING STAFF
RAKKAR, HARDIP	91,923	0	TEACHING STAFF
RAKKAR, SURINA	84,545	0	TEACHING STAFF
RAM, ANGELA BREIER	94,592	0	TEACHING STAFF
RAMA, DALJEET	98,981	0	ADMINISTRATOR
RAMASWAMI, JAYASHREE	93,974	100	TEACHING STAFF
RAMIREZ, ADRIANA MARIA	100,353	0	TEACHING STAFF
RAMIREZ, TOSHA KIMBERLY D	94,646	0	TEACHING STAFF
RAMSAY, KATHY	86,337	0	TEACHING STAFF
RAMSDEN, MARGARET HEATHER	96,620	488	TEACHING STAFF
RANA, BALWINDER KAUR	84,615	0	TEACHING STAFF
RANASURIYA, SWETHA RANMALINI	104,394	0	TEACHING STAFF
RANDALL, GORDON ALEXANDER	75,156	0	TEACHING STAFF
RANDHAWA, HARSHAAN SINGH	80,694	0	TEACHING STAFF
RANDHAWA, PARVEEN	94,592	0	TEACHING STAFF
RANDHAWA, RUPINDER KAUR	94,592	0	TEACHING STAFF
RANDHAWA, SATVINDER KAUR	97,281	0	TEACHING STAFF
RANDT, RITA M	87,483	0	TEACHING STAFF
RANU, BALJIT	160,029	0	ADMINISTRATOR
RANU, RANBIR KAUR	97,673	0	TEACHING STAFF
RAO, SITA JOANNE	75,556	0	TEACHING STAFF

BOARD OF EDUCATION OF SCHOOL DISTRICT NO. 36 (SURREY)

UNAUDITED SCHEDULE OF FINANCIAL INFORMATION REMUNERATION AND EXPENSES - EMPLOYEES For The Year Ended June 30, 2021

Schedule 4

NAME	REMUNERATION	EXPENSES	POSITION
RASHID, SAJEDA	84,232	0	TEACHING STAFF
RASHID, SHAHZIA	94,592	0	TEACHING STAFF
RASMUSSEN, JENELLE CALANTHE	95,975	0	TEACHING STAFF
RATCLIFFE, JEREMY NEAL	115,154	0	TEACHING STAFF
RATTAN, KULDEEP K.	91,042	0	TEACHING STAFF
RATZLAFF, DOUGLAS G.	79,222	14	ADMINISTRATOR
RATZLAFF, LESLEY A.	87,520	0	TEACHING STAFF
RAWJI, ZAHARA ABDULLAH	139,488	0	ADMINISTRATOR
RAWLICK, DIANA MARY	94,558	0	TEACHING STAFF
RAWLINGS, CHRISTA LYNNE	95,923	0	TEACHING STAFF
RAWLINGS, KAYLA ANNE	75,610	0	TEACHING STAFF
RAWLYNS, JOAN	87,387	0	TEACHING STAFF
RAYAT, CESAR R	84,808	284	MAINTENANCE STAFF
RAYCROFT, MARIA	87,483	0	TEACHING STAFF
READ, AMY N.	76,781	0	TEACHING STAFF
READ, DANIEL DALTON	99,265	0	TEACHING STAFF
READER, SHANE PATRICK	113,593	0	ADMINISTRATOR
REDDING, STEPHEN	139,488	0	ADMINISTRATOR
REED, ALEX JAMES	91,959	0	TEACHING STAFF
REEVE, LYNDA ROSE	195,198	2,731	EXCLUDED STAFF(ON TCH PENSION)
REICHHARDT, NATASHA KELLINA LE	87,399	0	TEACHING STAFF
REID, COLIN ROBERT	134,275	3,284	ADMINISTRATOR
REID, CYNTHIA	78,809	0	INFORMATION TECHNOLOGY
REID, GREG J.	100,327	0	TEACHING STAFF
REILLY-CLARK, KAREN J.	93,530	0	TEACHING STAFF
REIMCHEN, THERESA N.	94,574	0	TEACHING STAFF
REIMER, CHRISTINE DEANNE	95,944	0	TEACHING STAFF
REIMER, PETER ALDEN	94,509	0	TEACHING STAFF
REIMER, TRACY	94,355	488	TEACHING STAFF
REIMER, WENDY AILEEN	85,920	0	TEACHING STAFF
REITER, ALEXANDRA MORGAN	76,337	0	TEACHING STAFF
REITER, DENEEN A.	139,488	13	ADMINISTRATOR
REITHAUG, SHARIE	94,541	0	TEACHING STAFF
REMEDIOS, HUMBERTA MARIA	94,523	0	TEACHING STAFF
REMPEL, FRANCOISE	100,136	0	TEACHING STAFF
REMPEL, JONATHAN TODD	95,958	0	TEACHING STAFF
RENTMEESTER, NICOLE JENNIFER	87,238	2,737	EXCLUDED STAFF(ON MUN.PENSION)
RERIE, BRIAN ROBERT	95,940	0	TEACHING STAFF
RETTIE, CRAIG ROSS	88,907	0	TEACHING STAFF
RETTIG, JUSTIN I.	94,558	0	TEACHING STAFF
RETTIG, MICHELLE D.	94,558	0	TEACHING STAFF
REYES, JACQUELINE KATE	87,239	0	TEACHING STAFF
REYNOLDS, PAM VALERIE	98,148	0	TEACHING STAFF
REYNOLDS, PATRICK STEWART	81,199	0	TEACHING STAFF
RHODES, SHANIE LEE	84,835	0	TEACHING STAFF
RIAR, DILPREET KAUR	85,589	0	TEACHING STAFF
RICE, CONSTANCE	94,523	0	TEACHING STAFF
RICHARDSON, KATHY	87,555	0	TEACHING STAFF
RICHARDSON, PAUL DOUGLAS	81,356	0	TEACHING STAFF
RICKETTS-LINDSAY, MARILYN NICO	96,878	0	TEACHING STAFF

BOARD OF EDUCATION OF SCHOOL DISTRICT NO. 36 (SURREY)

UNAUDITED SCHEDULE OF FINANCIAL INFORMATION REMUNERATION AND EXPENSES - EMPLOYEES For The Year Ended June 30, 2021

Schedule 4

NAME	REMUNERATION	EXPENSES	POSITION
RICOU, LIANE	124,888	0	EXCLUDED STAFF(ON MUN.PENSION)
RIDDOCH, TRACEY	128,349	0	TEACHING STAFF
RIDINGTON, JUNIPER	94,558	0	TEACHING STAFF
RILEY, DAVID ALLEN	189,344	1,396	EXCLUDED STAFF(ON MUN.PENSION)
RING, STACEY LYN	87,530	0	TEACHING STAFF
RIVAS, CHRISTOPHE	87,528	0	TEACHING STAFF
RIVERO, MELISSA G	87,554	0	TEACHING STAFF
RIZZARDO, LORRAINE M.	94,509	0	TEACHING STAFF
ROBERT, WENDY	95,923	0	TEACHING STAFF
ROBERTS, ADAM CLARK	96,016	0	TEACHING STAFF
ROBERTS, ALITA LENA	96,795	624	TEACHING STAFF
ROBERTS, CHRISTOPHER THOMAS	87,924	156	TEACHING STAFF
ROBERTS, JULIE M	94,558	0	TEACHING STAFF
ROBERTS, NICOLE ANNE	94,565	0	TEACHING STAFF
ROBERTS, NOEL	94,509	0	TEACHING STAFF
ROBERTSON, DIANA	75,580	0	TEACHING STAFF
ROBERTSON, STEVEN M.	100,331	0	TEACHING STAFF
ROBINS, CHRISTINA MARY	95,958	0	TEACHING STAFF
ROBINSON, DAVID ANDREW	89,480	0	TEACHING STAFF
ROBINSON, JAMIE MICHELLE	94,592	0	TEACHING STAFF
ROBINSON, JENNIFER J.	98,988	0	TEACHING STAFF
ROBINSON, KELLY R.	98,123	0	TEACHING STAFF
ROBINSON, KRISTA ANNE	111,364	0	TEACHING STAFF
ROBINSON, LARA L	115,889	0	ADMINISTRATOR
ROBINSON, REBECCA L.	97,720	0	TEACHING STAFF
ROBINSON, SARA KATHERINE	77,045	0	TEACHING STAFF
ROBLERO, JASWINDER KAUR	78,025	0	TEACHING STAFF
RODGERS, ANNIE TONIA	87,404	0	TEACHING STAFF
RODGERS, SHANNON R.	95,887	284	TEACHING STAFF
RODGERS, SHAUN	96,145	0	TEACHING STAFF
RODRIGUES, DANIEL J.	88,143	0	MAINTENANCE STAFF
RODRIGUEZ, TAMARA J.	81,102	0	TEACHING STAFF
ROESLER, SHELLI	94,509	0	TEACHING STAFF
ROGAN, HELEN MARY	119,334	0	ADMINISTRATOR
ROGERS, NICOLE L.	75,672	0	TEACHING STAFF
ROGERS-MACDONALD, KIMBERLEY JE	76,700	0	TEACHING STAFF
ROGERSON, SUSAN M.	98,478	324	TEACHING STAFF
ROHEAD, STEPHANIE LISE	94,405	0	TEACHING STAFF
ROHIRA, HINA	78,906	488	TEACHING STAFF
ROLLINS, ROSEMARY M.	94,509	0	TEACHING STAFF
ROLUFS, JENNIFER	79,927	0	TEACHING STAFF
ROMANCHYCH, CARLA A.	94,544	0	TEACHING STAFF
ROMAS, BRENT JOSEPH	87,530	0	TEACHING STAFF
ROMBOUGH, LAEL TIMOTHY	80,098	0	TEACHING STAFF
ROMSWINCKEL, WILLIAM	123,915	0	TEACHING STAFF
ROODENRYS, BRIAN C	96,726	0	TEACHING STAFF
ROOSEN, BRITTANY NICOLE	76,505	0	TEACHING STAFF
ROSS, JONATHAN AARON	104,107	1,019	TEACHING STAFF
ROSS, MELODY MORGAN	96,797	158	TEACHING STAFF
ROSS, SHAUNA	153,189	4,155	ADMINISTRATOR

BOARD OF EDUCATION OF SCHOOL DISTRICT NO. 36 (SURREY)

UNAUDITED SCHEDULE OF FINANCIAL INFORMATION REMUNERATION AND EXPENSES - EMPLOYEES For The Year Ended June 30, 2021

Schedule 4

NAME	REMUNERATION	EXPENSES	POSITION
ROSS, ULI	92,460	25	EXCLUDED STAFF(ON MUN.PENSION)
ROSSI, CORINNE	78,884	0	TEACHING STAFF
ROSSI, JENNIFER STELLA	95,958	0	TEACHING STAFF
ROSSITER, MARK EDWARD	81,680	0	TEACHING STAFF
ROSTRON, LEANNA NICOLE	75,001	0	TEACHING STAFF
ROVA, LAURA ELIZABETH	94,592	0	TEACHING STAFF
ROWLAND, ALISON	75,687	0	TEACHING STAFF
ROWLAND, JOHN	94,525	0	TEACHING STAFF
RUDAN, JESSICA TERRI	89,752	0	TEACHING STAFF
RUDD, GRAHAM	93,579	0	TEACHING STAFF
RUNA, CHRISTIE GRACE	93,550	0	TEACHING STAFF
RUSKOWSKI, SHANNON L.	94,558	0	TEACHING STAFF
RUSSELL, CRISTINA RAE	94,592	0	TEACHING STAFF
RUSSELL, DANICA T.	94,523	0	TEACHING STAFF
RUSSELL, DARIEN L.	139,488	0	ADMINISTRATOR
RUSO, NATALIA N.	94,592	0	TEACHING STAFF
RUTHERFORD, CHERYL	139,488	0	ADMINISTRATOR
RUTLEDGE, HEIDI	87,515	0	TEACHING STAFF
RYAN, EILEEN	96,726	0	TEACHING STAFF
RYAN, TRACY G.	94,558	0	TEACHING STAFF
SAAD, ESTEER	87,483	0	TEACHING STAFF
SABARRE, ANTHONY IAN	100,368	0	TEACHING STAFF
SABELL, ALEXANDRIA MANDY	86,959	0	TEACHING STAFF
SABO, ROBERT	94,589	0	TEACHING STAFF
SACHDEVA, MONIKA	83,262	0	TEACHING STAFF
SADER, TINA	77,005	0	TEACHING STAFF
SADHRA, KIM	139,278	644	ADMINISTRATOR
SAHAI, NAVJYOT PASRICHA	95,887	0	TEACHING STAFF
SAHNI, BALJEET SINGH	95,956	0	TEACHING STAFF
SAHOTA, AMRITA	88,894	0	TEACHING STAFF
SAHOTA, ANITA	94,419	0	TEACHING STAFF
SAHOTA, HERMINA KAUR	87,547	0	TEACHING STAFF
SAHOTA, KAMALJIT KAUR	87,399	0	TEACHING STAFF
SAHOTA, KERIN	94,544	0	TEACHING STAFF
SAHOTA, KULDIP S.	95,909	0	TEACHING STAFF
SAHOTA, MANMEET SINGH	76,859	0	TEACHING STAFF
SAHOTA, PARMJIT	94,544	0	TEACHING STAFF
SAHOTA, PAVANDEEP	95,909	0	TEACHING STAFF
SAHOTA, RENEE RAVINDER	87,547	0	TEACHING STAFF
SAHOTA, SKEERAT KAUR	84,091	0	TEACHING STAFF
SAINI, JAYA LAKSHMI	96,725	0	TEACHING STAFF
SAINI, MANINDER KAUR	86,199	0	TEACHING STAFF
SAINI, PUNEET KAUR	80,921	0	TEACHING STAFF
SAITO, TINA E.	124,620	44	ADMINISTRATOR
SALEHZADAH, ROIN AHMAD	109,365	0	TEACHING STAFF
SALHOTRA, ARZOO	95,909	0	TEACHING STAFF
SALL, MANPREET K.	76,478	0	TEACHING STAFF
SALL, SHARONJIT KAUR	95,909	0	TEACHING STAFF
SALTER, MELISSA ANNE	85,589	0	TEACHING STAFF
SALTER, VANESSA JANE	75,550	0	TEACHING STAFF

BOARD OF EDUCATION OF SCHOOL DISTRICT NO. 36 (SURREY)

UNAUDITED SCHEDULE OF FINANCIAL INFORMATION REMUNERATION AND EXPENSES - EMPLOYEES For The Year Ended June 30, 2021

Schedule 4

NAME	REMUNERATION	EXPENSES	POSITION
SAM, LEANNE D.	94,558	0	TEACHING STAFF
SAM, THERESA IRENE	87,448	0	TEACHING STAFF
SAMBORSKY, DAVID PAUL	88,894	0	TEACHING STAFF
SAMPSON, BRENDA	100,244	0	TEACHING STAFF
SAMRA, BALVINDER	139,488	0	ADMINISTRATOR
SAMRA, BHUPINDER SINGH	76,631	0	TEACHING STAFF
SAMRA, KAMALJEET KIM KAUR	78,050	0	TEACHING STAFF
SAMRA, PERDEEP PAUL SINGH	95,944	0	TEACHING STAFF
SAMRA, RAJVINDER K.	119,334	17	ADMINISTRATOR
SAMSON, ERNEST JOHN	117,436	0	TEACHING STAFF
SANDHAR, KAMALDEEP KAUR	81,359	0	TEACHING STAFF
SANDHAWALIA, RAWINDER KAUR	94,592	0	TEACHING STAFF
SANDHER, HARDIP KAUR	93,555	0	TEACHING STAFF
SANDHU, AMANDEEP KAUR	99,251	0	TEACHING STAFF
SANDHU, AMARDEEP KAUR	83,251	0	TEACHING STAFF
SANDHU, ANTERPREET KAUR	91,993	0	TEACHING STAFF
SANDHU, CHRISTINA AMRIT	80,915	207	TEACHING STAFF
SANDHU, GEET ANGELA	94,592	0	TEACHING STAFF
SANDHU, GURJIT	95,671	0	TEACHING STAFF
SANDHU, JAGJIT JENNA KAUR	75,661	0	TEACHING STAFF
SANDHU, JESSY JASPAL	94,578	0	TEACHING STAFF
SANDHU, KAMALDEEP KAUR	77,084	0	TEACHING STAFF
SANDHU, KANWALJIT KAUR	90,149	0	TEACHING STAFF
SANDHU, KIRANDEEP	94,475	0	TEACHING STAFF
SANDHU, MANWINDER KAUR	84,664	0	TEACHING STAFF
SANDHU, MARIK SINGH	89,945	0	TEACHING STAFF
SANDHU, MEENUPREET KAUR	85,589	0	TEACHING STAFF
SANDHU, PAM	100,353	158	TEACHING STAFF
SANDHU, PARMINDER KAUR	94,405	0	TEACHING STAFF
SANDHU, PRABJOT KAUR	77,568	0	TEACHING STAFF
SANDHU, SANEETA	79,670	0	TEACHING STAFF
SANDHU, SATNAM	86,212	0	TEACHING STAFF
SANDHU, SONITA	89,525	0	TEACHING STAFF
SANDHU, SUKHREET KAUR	83,688	0	TEACHING STAFF
SANDHU, SUKHVIRINDER KAUR	78,897	0	TEACHING STAFF
SANDVE, GLEN M.	94,558	0	TEACHING STAFF
SANDVOSS, SIBYLLE E	96,726	0	TEACHING STAFF
SANGHA, HARMALE SINGH	94,794	0	TEACHING STAFF
SANGHA, KULWINDER KAUR	94,558	0	TEACHING STAFF
SANGHA, MANVINDER KAUR	94,557	0	TEACHING STAFF
SANGHA, RAMANDEEP	79,244	0	TEACHING STAFF
SANGHA, RUPINDER K.	95,909	0	TEACHING STAFF
SANGHA, SANJIT SONU	81,216	0	TEACHING STAFF
SANGHARA, MANPREET KAUR	91,993	0	TEACHING STAFF
SANGHERA, DALJIT KAUR	95,943	0	TEACHING STAFF
SANGHERA, NAGINDER	98,966	0	TEACHING STAFF
SANGHERA, PAVENJEET KAUR	100,353	0	TEACHING STAFF
SANGHERA, RAJNUP	95,944	0	TEACHING STAFF
SANGHERA, SURINDER K.	94,574	0	TEACHING STAFF
SANTORO, ERIN SUZANNE	95,551	0	TEACHING STAFF

BOARD OF EDUCATION OF SCHOOL DISTRICT NO. 36 (SURREY)

UNAUDITED SCHEDULE OF FINANCIAL INFORMATION REMUNERATION AND EXPENSES - EMPLOYEES For The Year Ended June 30, 2021

Schedule 4

NAME	REMUNERATION	EXPENSES	POSITION
SAOND, LAKHBIR K.	92,945	0	TEACHING STAFF
SAPIC, MICHEAL	95,887	0	TEACHING STAFF
SAPPAL, GURDEEP	76,698	0	EXCLUDED STAFF(ON MUN.PENSION)
SARCHET, LORA L.	76,631	0	TEACHING STAFF
SARKOZI, SANDRA L.	87,528	0	TEACHING STAFF
SARMENTO, GLORIA	172,514	1,848	EXCLUDED STAFF(ON TCH PENSION)
SARMENTO, PAULO	146,929	4	ADMINISTRATOR
SARRAN, RUPINDERJIT KAUR	84,603	0	TEACHING STAFF
SATO, CLAYTON PAUL	87,387	0	TEACHING STAFF
SAUDER, AZITA SARAH	95,958	0	TEACHING STAFF
SAUDER, JAMIE RENE	87,543	0	TEACHING STAFF
SAVOIE, LYNN	95,983	0	ASSOCIATED PROFESSIONALS
SAWATZKY, KARI A.	94,589	0	TEACHING STAFF
SAWHNEY, NARINDER KAUR	87,528	0	TEACHING STAFF
SAYSON, BEATRICE	99,477	0	ADMINISTRATOR
SCALETТА, PAULO JOSEPH	87,528	0	TEACHING STAFF
SCALLION, NICOLE MARIE	91,616	0	TEACHING STAFF
SCHARF, OWEN	87,387	0	TEACHING STAFF
SCHEER, JEANETTE MARIE	94,405	0	TEACHING STAFF
SCHELLENBERG, BEVERLEY A.	94,465	0	TEACHING STAFF
SCHELP, LORILEE JANETTE	76,215	0	TEACHING STAFF
SCHEUER, MELANIE EMMANUELLE	100,349	0	TEACHING STAFF
SCHIEDER, CRISTIN LEE	76,831	0	TEACHING STAFF
SCHIEVE, BRENT K.	98,952	35	TEACHING STAFF
SCHMIDT, AMANDA BRIE	87,547	0	TEACHING STAFF
SCHMIDT, FERNANDA	94,523	0	TEACHING STAFF
SCHMIDT, MICHELLE K.	188,132	6,948	EXCLUDED STAFF(ON TCH PENSION)
SCHMIDT, REGEN KENNETH	123,557	0	TEACHING STAFF
SCHNARE, SARAH J	94,558	0	TEACHING STAFF
SCHOEN, SABRINA ANNE	76,870	0	TEACHING STAFF
SCHOLTENS, GREGORY JEROME	100,693	0	TEACHING STAFF
SCHOUTEN, P. JERRY	98,915	0	TEACHING STAFF
SCHRADER, VICKI LYNN	95,909	0	TEACHING STAFF
SCHRAG, LISE	140,988	0	ADMINISTRATOR
SCHROEDER, STEPHANIE NICOLE	84,646	26	TEACHING STAFF
SCHUH, JULIE C.	75,569	0	TEACHING STAFF
SCHUTZ, JENNIFER L.	95,457	0	TEACHING STAFF
SCHWAB, KERRY L.	116,543	0	ADMINISTRATOR
SCODELLARO, CRAIG MICHAEL	81,127	0	TEACHING STAFF
SCOTT, ADAM	95,944	0	TEACHING STAFF
SCOTT, BRANDI L.	112,939	333	ADMINISTRATOR
SCOTT, CHRISTINA A.	94,561	0	TEACHING STAFF
SCOTT, KATHLEEN	87,515	0	TEACHING STAFF
SCOTT, LINDSEY DIANE	87,560	0	TEACHING STAFF
SCOTT, LORNE AKSEL	88,934	0	TEACHING STAFF
SCOTT, MELANIE MARIE	84,604	0	TEACHING STAFF
SCOTT, MICHAEL	95,873	0	TEACHING STAFF
SCOTT, ROSS S.A.	95,909	488	TEACHING STAFF
SCOZZAFAVA, BETH MARGUERITE	75,128	0	TEACHING STAFF
SEARCY, JOEL DAVID	81,126	0	TEACHING STAFF

BOARD OF EDUCATION OF SCHOOL DISTRICT NO. 36 (SURREY)

UNAUDITED SCHEDULE OF FINANCIAL INFORMATION REMUNERATION AND EXPENSES - EMPLOYEES For The Year Ended June 30, 2021

Schedule 4

NAME	REMUNERATION	EXPENSES	POSITION
SEDAROS, DANIEL HAMILTON	95,906	0	TEACHING STAFF
SEETON, EMILY G	90,414	0	TEACHING STAFF
SEGUIN, MATTHEW	96,013	0	TEACHING STAFF
SEKHON, JASBIR	75,623	0	TEACHING STAFF
SEKHON, MANDIP KAUR	84,981	39	TEACHING STAFF
SEKHON, RAJINDER KAUR	95,938	0	TEACHING STAFF
SEMREN, STEVE STIPO	96,796	0	TEACHING STAFF
SENGARA, GIA	95,923	0	TEACHING STAFF
SENGARA, GURINDER KAUR	92,006	0	TEACHING STAFF
SENICKI, CARLEY ANNE	95,940	0	TEACHING STAFF
SENINI, RANDY TYLER	78,905	0	TEACHING STAFF
SEO, JAMIE YOUNGMI	95,873	0	TEACHING STAFF
SEREDA, CATHERINE MARGARET	197,749	535	EXCLUDED STAFF(ON TCH PENSION)
SEREDA, HEIDI	87,589	0	TEACHING STAFF
SERIZAWA, MARIKO	94,471	0	TEACHING STAFF
SESELJA, LINDSAY MEGAN	79,906	0	TEACHING STAFF
SESELJA, STEPHANIE NICOLE	80,941	0	TEACHING STAFF
SETO, LAURETTA J.	94,544	0	TEACHING STAFF
SETUN, ALENA	95,909	0	TEACHING STAFF
SEWARD, CHERYL KAEI	95,956	0	TEACHING STAFF
SEXTON, COLIN	96,762	0	TEACHING STAFF
SEXTON, COLIN W.	87,499	0	TEACHING STAFF
SHAHAB, FATIMA RAYANA	80,788	0	TEACHING STAFF
SHAHI, JASVINDER-KAUR	96,421	0	TEACHING STAFF
SHAIKH, ALTAF	81,317	0	TEACHING STAFF
SHAKUR, NANCY ALICE	82,253	0	TEACHING STAFF
SHANNON, JUDY	91,049	0	TEACHING STAFF
SHANTZ, KIERSTEN ALISHA	76,781	0	TEACHING STAFF
SHARDA, SUPARSHA D	87,282	0	TEACHING STAFF
SHARMA, CHETNA	84,910	0	TEACHING STAFF
SHARMA, KAVITA	128,934	4	ADMINISTRATOR
SHARMA, MONIKA	95,923	0	TEACHING STAFF
SHARMA, MUNILE KUMAR	100,561	0	TEACHING STAFF
SHARMA, SADHNA	95,891	0	TEACHING STAFF
SHAW, CORRIE R.	95,909	0	TEACHING STAFF
SHAW, MARCIA	94,526	0	TEACHING STAFF
SHAW, TAUNYA	95,923	487	TEACHING STAFF
SHEAFF, ERIN ELIZABETH	94,558	0	TEACHING STAFF
SHEARS, TYLER JAMES	80,396	0	TEACHING STAFF
SHEFFIELD, STEPHEN R.	98,930	0	TEACHING STAFF
SHEN, GORDEN HE	94,578	0	TEACHING STAFF
SHEPHERD, CHRISTINE	139,488	4	ADMINISTRATOR
SHERART, GREGORY L	88,653	105	EXCLUDED STAFF(ON MUN.PENSION)
SHERGILL, BHUPINDER KAUR	135,066	0	ADMINISTRATOR
SHERIDAN, COLLEEN REBECCA	98,162	0	TEACHING STAFF
SHERIDAN, CRAIG R.	94,544	0	TEACHING STAFF
SHERLEY, CATHERINE ANNE	87,483	0	TEACHING STAFF
SHEWCHUK, CHERYL	94,523	217	TEACHING STAFF
SHIELDS, STEPHANIE ALYSSA	87,574	0	TEACHING STAFF
SHIELS, DANA LEE	94,592	0	TEACHING STAFF

BOARD OF EDUCATION OF SCHOOL DISTRICT NO. 36 (SURREY)

UNAUDITED SCHEDULE OF FINANCIAL INFORMATION REMUNERATION AND EXPENSES - EMPLOYEES For The Year Ended June 30, 2021

Schedule 4

NAME	REMUNERATION	EXPENSES	POSITION
SHIELS, DEAN CAMERON	88,910	0	TEACHING STAFF
SHIER, KATHY	128,934	17	ADMINISTRATOR
SHIPLEY, JORDAN	76,531	0	TEACHING STAFF
SHIU, DANIEL	100,331	0	TEACHING STAFF
SHNIAD, JOANNA LISA	77,309	0	TEACHING STAFF
SHONKI, JASWINDER KAUR	95,128	0	TEACHING STAFF
SHOOK, ANDREW D.	139,488	0	ADMINISTRATOR
SHORT, ASHLEY EILEEN	85,590	0	TEACHING STAFF
SHORTRIDGE, LEANNE MARIE	87,528	0	TEACHING STAFF
SHOWRAI, MARIA THERESA	87,747	0	TEACHING STAFF
SHUM, ALVIN CHI LUN	94,408	501	TEACHING STAFF
SHUTO, KELLY ELIZABETH	77,539	0	TEACHING STAFF
SIDHU, AMANPREET KAUR	100,562	0	TEACHING STAFF
SIDHU, CHERYL	90,788	0	TEACHING STAFF
SIDHU, GURINDER RABIN	94,558	0	TEACHING STAFF
SIDHU, HARINDER	99,229	0	TEACHING STAFF
SIDHU, JASBIR	87,528	0	TEACHING STAFF
SIDHU, JASVIR K.	95,983	0	TEACHING STAFF
SIDHU, SANDY JASMINE	94,596	518	TEACHING STAFF
SIDHU, SARBJIT K.	94,409	0	TEACHING STAFF
SIDHU, SUKHJINDER SUKHI	94,523	0	TEACHING STAFF
SIDHU, SUKHMANI	78,911	0	TEACHING STAFF
SIEBERT, DWIGHT	94,526	0	TEACHING STAFF
SIEMENS, RON	96,729	0	TEACHING STAFF
SIHOTA, NAVJOT SINGH	87,867	0	TEACHING STAFF
SIMMONS, SHELLEY KATHERINE	87,547	0	TEACHING STAFF
SIMMS, STEVEN WAYNE	119,621	0	TEACHING STAFF
SIMPSON, TRISTAN KEITH	87,607	0	TEACHING STAFF
SINCLAIR, KIM	82,784	0	TEACHING STAFF
SINGER, LISA M	76,414	0	TEACHING STAFF
SINGH, JASVINDER K.	94,558	0	TEACHING STAFF
SINGH, KAMNEEV KAUR	89,021	0	TEACHING STAFF
SINGH, MANU	100,757	0	TEACHING STAFF
SINGH, MUNDEEP NIKKI	99,522	0	TEACHING STAFF
SINGH, PARAMVIR	104,673	0	TEACHING STAFF
SINGH, RAJWINDER K.	94,540	0	TEACHING STAFF
SINGHERA, GURSHARAN S.	120,031	0	TEACHING STAFF
SINGHERA, RAJNI	96,301	0	TEACHING STAFF
SINNIAH, TAMMI LEA	95,909	0	TEACHING STAFF
SITCH, BRITTNEY MARIE-BETH	100,184	0	TEACHING STAFF
SITTER, KAREN PATRICIA	76,887	0	TEACHING STAFF
SKALINSKI, SHAWN R.	87,528	0	TEACHING STAFF
SKEETE, ELIZABETH ANNE	95,958	0	TEACHING STAFF
SKINNER, ANDREA NICOLE	94,592	0	TEACHING STAFF
SKJAVELAND, DEANN A	87,495	0	TEACHING STAFF
SKJONHALS, NANCY L.	94,419	0	TEACHING STAFF
SKOBLA, ROBERT	95,958	0	TEACHING STAFF
SLADE, GLENN	95,846	0	TEACHING STAFF
SLADEK, CINDY MARY-HELEN	87,515	0	TEACHING STAFF
SLADE-KERR, GAVIN A.	95,907	0	TEACHING STAFF

BOARD OF EDUCATION OF SCHOOL DISTRICT NO. 36 (SURREY)

UNAUDITED SCHEDULE OF FINANCIAL INFORMATION REMUNERATION AND EXPENSES - EMPLOYEES For The Year Ended June 30, 2021

Schedule 4

NAME	REMUNERATION	EXPENSES	POSITION
SMALL, SOPHIA	94,592	0	TEACHING STAFF
SMALLEY, ROBIN	146,929	0	ADMINISTRATOR
SMITAS, KELLY ANN	86,818	0	TEACHING STAFF
SMITH, ANDREA DIANE	95,958	0	TEACHING STAFF
SMITH, ANNE	139,488	0	ADMINISTRATOR
SMITH, BARBARA JOAN	95,227	0	CONT. EDUCATION INSTRUCTOR
SMITH, BRIAN E	94,523	510	TEACHING STAFF
SMITH, CHRISTINA MICHELLE	95,944	0	TEACHING STAFF
SMITH, CHRISTOPHER SETON	86,275	0	TEACHING STAFF
SMITH, CLAIRE LOUISE	76,511	0	TEACHING STAFF
SMITH, DAVID LOWELL	87,262	0	TEACHING STAFF
SMITH, GARY RUSSELL	87,405	0	TEACHING STAFF
SMITH, IVANA JANA	94,405	0	TEACHING STAFF
SMITH, JANICE K.	135,372	32	ADMINISTRATOR
SMITH, KELLY LYNN	91,498	0	TEACHING STAFF
SMITH, KEN	173,302	465	EXCLUDED STAFF(ON MUN.PENSION)
SMITH, KIRSTEN LEE	98,963	0	TEACHING STAFF
SMITH, LAUREL LISA	119,525	0	ADMINISTRATOR
SMITH, MARGUERITE	94,558	0	TEACHING STAFF
SMITH, MARIANNE E.	94,544	0	TEACHING STAFF
SMITH, REBECCA ANNE	94,419	0	TEACHING STAFF
SMITH, REG	105,874	0	TEACHING STAFF
SMITH, SCOTT DAVIS	95,782	0	TEACHING STAFF
SMITH, SELMA	140,032	3,736	ADMINISTRATOR
SMITH, SHARON PATRICIA	87,483	0	TEACHING STAFF
SMITH, SHONAGH	96,606	0	TEACHING STAFF
SMITHERMAN, L. RENEE	87,483	0	TEACHING STAFF
SMITHSON, DOROTHY L	94,558	0	TEACHING STAFF
SNEAD, CHRISTIAN RAY	84,953	0	TEACHING STAFF
SNEAD, JODI P.	95,923	0	TEACHING STAFF
SNODDEN, HILARY JENNIFER	75,001	0	TEACHING STAFF
SNYDER, REGAN C.	94,545	0	TEACHING STAFF
SO, ERIC NICK	94,423	0	TEACHING STAFF
SODHI, RAVINDER KAUR	94,704	0	TEACHING STAFF
SODHI, SANDIP K.	94,544	0	TEACHING STAFF
SOHI, GURPREET SHAUNA	82,521	0	TEACHING STAFF
SOHREVARDI, KARIM	85,116	0	TEACHING STAFF
SOKOLOSKI, STUART A.	95,909	0	TEACHING STAFF
SOL, JACOB	174,044	5,658	EXCLUDED STAFF(ON TCH PENSION)
SOLARI, SERGIO	94,558	0	TEACHING STAFF
SOMAL, HARKIRAN KAUR	100,548	0	TEACHING STAFF
SOMERS, FRED WILLIAM	96,916	0	TEACHING STAFF
SOMERS, LINDA	79,666	0	CLERICAL STAFF
SOMERTON, JANINE	87,528	0	TEACHING STAFF
SONG, SALLY	82,282	0	TEACHING STAFF
SOO, SUSAN	75,189	0	TEACHING STAFF
SORGE, COURTENAY JILL	94,592	0	TEACHING STAFF
SORKHOU, HAMID	103,991	0	TEACHING STAFF
SOTOLA, HALEY ANNE	78,946	0	TEACHING STAFF
SOUDER, TERESA J.	139,488	0	ADMINISTRATOR

BOARD OF EDUCATION OF SCHOOL DISTRICT NO. 36 (SURREY)

UNAUDITED SCHEDULE OF FINANCIAL INFORMATION REMUNERATION AND EXPENSES - EMPLOYEES For The Year Ended June 30, 2021

Schedule 4

NAME	REMUNERATION	EXPENSES	POSITION
SOUSA, CAROLYN UNA	99,482	0	TEACHING STAFF
SOUTHWELL, JASON LAWRENCE	96,783	0	TEACHING STAFF
SOWERBY, JOHN	92,654	0	TEACHING STAFF
SPAGNUOLO, CHRISTINA NICOLE	79,904	0	TEACHING STAFF
SPAIN, JENNIFER N.	90,380	0	TEACHING STAFF
SPEAK, MICHAEL ROBERT	93,158	0	TEACHING STAFF
SPECOGNA, NATALIE ELIZABETH	94,509	0	TEACHING STAFF
SPEECHLEY, KEELY	99,265	0	TEACHING STAFF
SPEED, ROBIN E.F.	100,331	0	TEACHING STAFF
SPENCE, PETER ANTHONY	79,893	0	TEACHING STAFF
SPENCER, GENIENE I.	87,515	0	TEACHING STAFF
SPENCER, KAELA	99,265	0	TEACHING STAFF
SPENCER, KATHERINE ERIN JANE	105,795	0	TEACHING STAFF
SPENCER, NOHA A	79,891	0	TEACHING STAFF
SPENCER, NOTA L.	101,275	556	TEACHING STAFF
SPENCER, SHANNON NANCY K.	94,592	249	TEACHING STAFF
SPERLING, JENNIFER LYNN	77,078	0	TEACHING STAFF
SPERLING, RYAN JOSEF	111,147	0	TEACHING STAFF
SPOOR, WENDI M.	96,576	0	TEACHING STAFF
SPRIGGS, BARRY	95,835	1,800	ASSOCIATED PROFESSIONALS
SPRUYT, WILLEM CHRISTIAN	95,861	0	TEACHING STAFF
SRAN, KARMJIT	91,320	0	TEACHING STAFF
ST. CLAIR, KAVINDRA ASHA	84,617	0	TEACHING STAFF
ST. CYR, JACQUELINE LIANNE	91,749	0	TEACHING STAFF
ST. JAMES, LISA MARIE	87,106	0	TEACHING STAFF
ST. JEAN, VANESSA LYNDA	86,962	0	TEACHING STAFF
STAFFORD, DONNA M	76,822	0	EXCLUDED STAFF(ON MUN.PENSION)
STAHLSTROM, MONIKA KATHARINA	77,619	0	TEACHING STAFF
STALKER, MARGARET K	87,387	52	TEACHING STAFF
STANFORTH, ALEXIS CAMERON	78,101	0	TEACHING STAFF
STANGER, KERI	132,106	0	ADMINISTRATOR
STARK, SHELLEY L	132,090	44	ADMINISTRATOR
STARR, SHERRY LEE	94,592	0	TEACHING STAFF
STATNYK, KELLY	91,241	0	TEACHING STAFF
STEA, MICHELE	95,873	0	TEACHING STAFF
STEEVES, TRACEY	87,528	0	TEACHING STAFF
STEPAN, ANITA	139,044	3,369	EXCLUDED STAFF(ON MUN.PENSION)
STEPHEN, DIANE VALERIE	94,592	0	TEACHING STAFF
STEPHENS, CLAYTON ANDREW	84,257	0	TEACHING STAFF
STEPHENSON, JULIE	105,613	780	EXCLUDED STAFF(ON MUN.PENSION)
STEPHENSON, RICH	94,558	0	TEACHING STAFF
STEVENS, CHRISTY ELIZABETH	92,592	0	TEACHING STAFF
STEVENS, JARED CODY ADAM	76,681	0	TEACHING STAFF
STEVENS, KIMBERLY LYNN	94,589	0	TEACHING STAFF
STEVENSON, MICHELLE L.	95,940	0	TEACHING STAFF
STEWART, AIMEE JANE E.	81,228	0	TEACHING STAFF
STEWART, CANDICE KATHRYN	83,050	0	TEACHING STAFF
STEWART, COLE ROBERT	77,217	0	TEACHING STAFF
STEWART, JENNIFER	77,005	0	TEACHING STAFF
STEWART, KENJI	94,592	0	TEACHING STAFF

BOARD OF EDUCATION OF SCHOOL DISTRICT NO. 36 (SURREY)

UNAUDITED SCHEDULE OF FINANCIAL INFORMATION REMUNERATION AND EXPENSES - EMPLOYEES For The Year Ended June 30, 2021

Schedule 4

NAME	REMUNERATION	EXPENSES	POSITION
STEWART, MARLEY ALEXANDRA	75,302	0	TEACHING STAFF
STIANSEN, SHELLEY	81,581	0	TEACHING STAFF
STICKLEY, MICHAEL R	146,929	8	ADMINISTRATOR
STIPP, STEFAN R	126,288	23	ADMINISTRATOR
STOCK, JOAN	93,530	0	TEACHING STAFF
STOCKDALE, KEVIN WALTER	87,531	0	TEACHING STAFF
STOCKLI, TAMELA LEAH	87,483	0	TEACHING STAFF
STOKLOSSA, KRISTA RAJIT	87,560	0	TEACHING STAFF
STOLLER, VICTORIA L.	87,499	0	TEACHING STAFF
STOLZ, CHRIS H.	82,491	0	TEACHING STAFF
STOOKE-CROSSON, JENNIFER DAWNE	86,744	0	TEACHING STAFF
STORSLEY, GARRY W.	83,155	277	TEACHING STAFF
STORSLEY, RODNEY D.	94,405	0	TEACHING STAFF
STOVERN MOLOCI, PATRICIA E.	87,515	0	TEACHING STAFF
STOVERN, RUBY K.	83,813	0	TEACHING STAFF
STOWE, RACHAEL ELIZABETH	87,560	0	TEACHING STAFF
STRAIN, KEN T.	108,941	115	TEACHING STAFF
STRAUSS, DEREK	142,034	203	ADMINISTRATOR
STREIBEL, KAYLIE JEAN	93,515	0	TEACHING STAFF
STRILIVE, CORINA LYNNE	94,558	0	TEACHING STAFF
STROH, SHAWN ROBERT	95,987	0	TEACHING STAFF
STRUICK, JOHN FREDERICK	94,236	0	TEACHING STAFF
STUART, ANGUS	95,873	523	ASSOCIATED PROFESSIONALS
STUART, LINDA	95,923	0	TEACHING STAFF
STUBBINGS, RYAN R.	87,515	0	TEACHING STAFF
STUBBINGS, TAMMY J.	139,488	0	ADMINISTRATOR
STUMPF, TINO M.	95,909	0	TEACHING STAFF
STURE, JULIE ANNA	95,909	0	TEACHING STAFF
STURN, DANA	125,216	0	ADMINISTRATOR
STURN, KIMBERLY	94,558	0	TEACHING STAFF
STUSIAK, BRIANNA MARIE	105,165	0	TEACHING STAFF
SUBJECT, STEPHANIE ELIZABETH	93,354	0	TEACHING STAFF
SUCCAMORE, SANDRA Y.	94,540	0	TEACHING STAFF
SUJAN, MANJIT S	95,923	0	TEACHING STAFF
SULL, KULWANT K.	87,515	0	TEACHING STAFF
SULLIVAN, ASHLEE ANN	87,122	0	TEACHING STAFF
SULLIVAN, SHEILA	94,557	0	TEACHING STAFF
SUMMERFIELD, KATHLEEN J.	106,545	210	TEACHING STAFF
SUMPTON, MELISSA MAE	76,993	0	TEACHING STAFF
SUNDIN, ANDREA JEAN	84,656	0	TEACHING STAFF
SUNDSET, KRISTEN MEREDITH	75,216	0	TEACHING STAFF
SUPRAMANIAM, KEERTHIHA	81,792	1,260	EXCLUDED STAFF(ON MUN.PENSION)
SUSHESKI, KIMBERLEY MICHELLE	90,861	0	TEACHING STAFF
SUTRIN, ANA MARIA	87,515	0	TEACHING STAFF
SUTTER, BRENT	95,909	0	TEACHING STAFF
SUTTON, CRAIG LYLE	94,558	642	TEACHING STAFF
SVAB, MARY-LOU J.	75,178	0	TEACHING STAFF
SVEINSON, KRISTY A.M.	94,574	0	TEACHING STAFF
SVELANDER, SCOTT	94,523	0	TEACHING STAFF
SWADDLING, JEFF	98,933	0	TEACHING STAFF

BOARD OF EDUCATION OF SCHOOL DISTRICT NO. 36 (SURREY)

UNAUDITED SCHEDULE OF FINANCIAL INFORMATION REMUNERATION AND EXPENSES - EMPLOYEES For The Year Ended June 30, 2021

Schedule 4

NAME	REMUNERATION	EXPENSES	POSITION
SWADDLING, STEVE	94,405	0	TEACHING STAFF
SWANSBURG, ABBY ELISE	122,381	0	ADMINISTRATOR
SWEENEY, MICHAEL PATRICK	128,934	0	ADMINISTRATOR
SWEET, AUTUMN	105,248	2,045	EXCLUDED STAFF(ON MUN.PENSION)
SWISTAK, NORMAN	95,873	0	TEACHING STAFF
SWITCH, CHRISTIE ELIZABETH	96,782	0	TEACHING STAFF
SY, NICOLE L.	81,221	0	TEACHING STAFF
SYBERG-OLSEN, JENNIFER LYNN	87,528	0	TEACHING STAFF
SYKES, JONATHAN PAUL J	78,065	0	TEACHING STAFF
SYKES, RANDIE SAMANTHA	98,964	0	TEACHING STAFF
SYMS, CHRISTINE A	87,515	0	TEACHING STAFF
SYROID-BLOCK, JANE TAMMY	95,925	0	TEACHING STAFF
SZETO, JANNIE CHING-YI	78,370	0	TEACHING STAFF
SZPYRA, SONYA ISABEL	86,382	0	TEACHING STAFF
SZUTU, EDMUND	85,620	0	TEACHING STAFF
TAANK, RAJESHREE	94,558	0	TEACHING STAFF
TADDEI, ROBERT JOHN	84,686	0	TEACHING STAFF
TAGMANN, CHRYSTAL ANN	87,560	0	TEACHING STAFF
TAILOR, JESSICA	94,652	0	TEACHING STAFF
TAIT, BRAD R.	128,934	0	ADMINISTRATOR
TAIT, BRIAN	160,029	0	ADMINISTRATOR
TAKHAR, GURDIP	91,997	2,017	EXCLUDED STAFF(ON MUN.PENSION)
TAKHAR, KAMALJIT K.	87,516	0	TEACHING STAFF
TALDO, LESLEY MAE	84,603	0	TEACHING STAFF
TAMBOLINE, ROBERT A.	98,930	0	TEACHING STAFF
TAN, SAW PING	78,111	0	TEACHING STAFF
TANCOWNY, JANIS	94,543	0	TEACHING STAFF
TARNOWSKI, JENNIFER D.	139,488	0	ADMINISTRATOR
TATOMIR, DEBRA	95,923	0	TEACHING STAFF
TAVARES, WENDY A.	94,086	0	TEACHING STAFF
TAYLOR, AMY MAUREEN	84,288	0	TEACHING STAFF
TAYLOR, CHRIS J.	94,558	0	TEACHING STAFF
TAYLOR, CHRIS S.	94,540	0	TEACHING STAFF
TAYLOR, MONIKA LYNNE	94,592	0	TEACHING STAFF
TAYLOR, PATRICK WILSON	119,525	0	ADMINISTRATOR
TAYLOR, R. PATRICK	85,768	0	TEACHING STAFF
TEDHAM, CATHERINE MARGARET	91,185	0	TEACHING STAFF
TEMPLE, GRANT B	95,887	0	TEACHING STAFF
TENG, CINDY HSAIO YEN	87,547	0	TEACHING STAFF
TERRY, CHRISTELLE MYRIAM	78,635	0	TEACHING STAFF
TESSAROLO, LAURESSA A.	94,557	0	TEACHING STAFF
TESSIER, ALYSHA BARBARA	133,018	4	ADMINISTRATOR
TESSIER, CRAIG A.	86,898	278	TEACHING STAFF
TEVELY, ALAN B.	94,930	0	TEACHING STAFF
THALAGALA, YAMUNA N	94,558	0	TEACHING STAFF
THIARA, SONYA	76,817	0	TEACHING STAFF
THIBAUT, ANGELE S.	96,766	0	TEACHING STAFF
THIBAUT, ZOEL TATSUO	83,292	472	TEACHING STAFF
THIESSEN, ANDREW RYAN	77,688	0	TEACHING STAFF
THIESSEN, ROBYN	94,523	0	TEACHING STAFF

BOARD OF EDUCATION OF SCHOOL DISTRICT NO. 36 (SURREY)

UNAUDITED SCHEDULE OF FINANCIAL INFORMATION REMUNERATION AND EXPENSES - EMPLOYEES For The Year Ended June 30, 2021

Schedule 4

NAME	REMUNERATION	EXPENSES	POSITION
THIND, KARAMJIT KAUR	84,193	0	TEACHING STAFF
THOM, STEPHANIE	94,544	0	TEACHING STAFF
THOMAS, RENEE A.	109,564	0	TEACHING STAFF
THOMPSON, PAUL F.N.	119,525	13	ADMINISTRATOR
THOMSON, CHRISTINE KAY	91,759	0	TEACHING STAFF
THORARINSON, JENNA HALEY	76,516	0	TEACHING STAFF
THORGEIRSON, LORETTA	81,228	0	TEACHING STAFF
THORNTON, HEIDI ANN	94,578	0	TEACHING STAFF
THORNTON, JENNIFER LYNN	94,558	0	TEACHING STAFF
THORNTON, KURT T.	99,226	0	TEACHING STAFF
THORNTON, SHERI L.I.	94,558	0	TEACHING STAFF
THORNTON, TIMOTHY G.R.	94,558	0	TEACHING STAFF
THORVALDSON, DEBORAH	92,831	135	SUB-TEACHERS STAFF
THRONES, HEATHER LEA-ANN	76,977	0	TEACHING STAFF
TICE, SANDRA ROSE	78,860	0	TEACHING STAFF
TIFENBACH, TRACY	99,229	1,286	TEACHING STAFF
TILTON, ANGIE DEVON	94,592	0	TEACHING STAFF
TINANT, KERRY ANN	94,071	0	TEACHING STAFF
TINGSTAD, KATERINA	95,940	0	TEACHING STAFF
TINNEY, JORDAN	325,384	31,906	EXCLUDED STAFF(ON TCH PENSION)
TITO, SHANNON	95,888	0	TEACHING STAFF
TIWANA, AMAR SINGH	75,223	0	TEACHING STAFF
TMANA, KINDRA K.	85,154	0	TEACHING STAFF
TO, ACKIE NGAI KEI	87,562	0	TEACHING STAFF
TO, DANIEL M.L.	146,929	3,143	ADMINISTRATOR
TODHUNTER, KIM DENISE	94,550	0	TEACHING STAFF
TOKAR, EUGENE G.	87,046	0	TEACHING STAFF
TOME, LISA MARIANNE	95,909	0	TEACHING STAFF
TOMIO, ROSANNE	75,211	0	CONT. EDUCATION INSTRUCTOR
TOMNUK, DARCI N.	95,838	0	TEACHING STAFF
TONG, BEN	106,904	0	TEACHING STAFF
TONG, PHYLLIS	86,532	0	TEACHING STAFF
TOOR, BEANT KAUR	95,943	0	TEACHING STAFF
TOOR, HARPREET KAUR	105,116	0	TEACHING STAFF
TOOR, KULWANT S.	94,544	0	TEACHING STAFF
TOOR, RAMANDEEP	94,593	0	TEACHING STAFF
TOPP, BRIANNE LEIGH	76,516	0	TEACHING STAFF
TORRIE, NICOLE	95,887	1,313	TEACHING STAFF
TOTH, LEANNE MARGARET	94,592	0	TEACHING STAFF
TOVAROVA, KRISTINA	87,551	0	TEACHING STAFF
TRACEY, MEGHAN LEIGH	94,589	0	TEACHING STAFF
TRAN, CHINH BA	75,430	0	TEACHING STAFF
TRAN, LIEN	95,939	0	TEACHING STAFF
TREBESH, MYKOLA N	95,887	159	TEACHING STAFF
TREMBLAY, TANNYCE HEATHER	75,610	0	TEACHING STAFF
TREVELYAN, CHRISTOPHER JAMES	75,302	0	TEACHING STAFF
TRINH, THU HOA WENDY	87,560	0	TEACHING STAFF
TRUJILLO, ANA-SOFIA	98,162	0	TEACHING STAFF
TRUONG, DIEM T.	98,162	0	TEACHING STAFF
TRYNOVA, LILIA GRYGORIVNA	81,116	0	TEACHING STAFF

BOARD OF EDUCATION OF SCHOOL DISTRICT NO. 36 (SURREY)

UNAUDITED SCHEDULE OF FINANCIAL INFORMATION REMUNERATION AND EXPENSES - EMPLOYEES For The Year Ended June 30, 2021

Schedule 4

NAME	REMUNERATION	EXPENSES	POSITION
TSANG, DANNY	101,366	0	TEACHING STAFF
TSE, GARY RAYMOND	88,955	0	TEACHING STAFF
TSUI, ELSOME	82,271	0	TEACHING STAFF
TUEY, HARRIET M	87,387	252	TEACHING STAFF
TURCIOS, LUIS	84,409	0	MAINTENANCE STAFF
TURCOTTE, TYRONE	87,495	0	TEACHING STAFF
TURNER, CLAIRE LOUISE	131,019	0	ADMINISTRATOR
TURNER, DAN	168,030	893	EXCLUDED STAFF(ON MUN.PENSION)
TURNER, JOHN DALTON	100,406	0	TEACHING STAFF
TURNER, SHERYL D.	94,523	0	TEACHING STAFF
TURNER, STEPHANIE ANNE	87,090	0	TEACHING STAFF
TURNQUIST, JOHN WM	94,457	0	TEACHING STAFF
TWIGG, JENNIFER ELIZABETH	97,916	0	TEACHING STAFF
TYLER, PENNY	94,457	0	TEACHING STAFF
UCHIDA-HICKS, ADELAINE HIJIRI	94,509	0	TEACHING STAFF
UHRICH, MIRANDA JEWEL	94,419	0	TEACHING STAFF
UNO, KYLE	118,826	473	EXCLUDED STAFF(ON MUN.PENSION)
UNRUH, DAWN JODIE	89,790	0	TEACHING STAFF
UNRUH, JEFFREY	94,558	0	TEACHING STAFF
UPPAL, JAGPAL SINGH	84,689	0	TEACHING STAFF
UPPAL, JASWINDER	95,909	0	TEACHING STAFF
UPPAL, KAMALDEEP KAUR	92,795	0	TEACHING STAFF
UPPAL, KULJIT	87,528	0	TEACHING STAFF
UPPAL, SUNDEEP SINGH	93,535	0	TEACHING STAFF
UPPAL, TRICIA LEANNE	95,923	0	TEACHING STAFF
URSU, ELENA	95,898	0	TEACHING STAFF
URSULAK, DARREN	79,146	0	TEACHING STAFF
UTSUNOMIYA, JESSICA RAE	93,947	0	TEACHING STAFF
UZAMA, AUSTIN ALL	78,494	0	TEACHING STAFF
VAIRO, CARMELINA A	99,226	0	TEACHING STAFF
VALENTE, BRENT D	87,528	0	TEACHING STAFF
VALERA, VIMLESH I.	148,472	133	ADMINISTRATOR
VALI, PORYA	102,993	0	TEACHING STAFF
VALLI, ALBERTO	87,515	0	TEACHING STAFF
VAN AKKER, KRISTEN MARIE	89,389	0	TEACHING STAFF
VAN BEEK, MARIE A.	95,481	0	TEACHING STAFF
VAN BERKEL, KATRINA ELIZABETH	84,475	0	TEACHING STAFF
VAN DEN BROEK, DAVID RYAN	87,709	0	TEACHING STAFF
VAN DER GRAAF-BODNER, WENDY	94,474	0	TEACHING STAFF
VAN DOP, JANELLE CRYSTAL	95,958	0	TEACHING STAFF
VAN DYK, ANN	96,712	336	TEACHING STAFF
VAN DYK, KELLY MAE	95,409	175	TEACHING STAFF
VAN GARDEREN, AMANDA E.	95,923	0	TEACHING STAFF
VAN HALST, WALTER	95,922	0	TEACHING STAFF
VAN HULSENTOP, BRENT BART	94,592	0	TEACHING STAFF
VAN HULSENTOP, STEPHEN NICHOLA	86,686	0	TEACHING STAFF
VAN IEPEREN, CHRISTY-LYNN	87,528	0	TEACHING STAFF
VAN KOLL, CATHARINE GERTRUDUS	94,540	0	TEACHING STAFF
VAN NIEKERK, KATHLEEN	93,947	0	TEACHING STAFF
VAN NIEKERK, LORI KATHERINE	87,560	0	TEACHING STAFF

BOARD OF EDUCATION OF SCHOOL DISTRICT NO. 36 (SURREY)

UNAUDITED SCHEDULE OF FINANCIAL INFORMATION REMUNERATION AND EXPENSES - EMPLOYEES For The Year Ended June 30, 2021

Schedule 4

NAME	REMUNERATION	EXPENSES	POSITION
VAN RYSWYK, DIANE Y.	93,565	0	TEACHING STAFF
VAN SANT, JOEL BRANDYN	120,250	0	ADMINISTRATOR
VAN SANTEN, CHANTAL N.	87,528	0	TEACHING STAFF
VAN SPAENDONK, DIRK J	104,244	54	EXCLUDED STAFF(ON MUN.PENSION)
VAN WEERDEN, ANITA	96,264	0	TEACHING STAFF
VAN WERMESKERKEN, ALISON L.	95,768	0	TEACHING STAFF
VANDENBERG, MICHAEL H.	94,557	0	TEACHING STAFF
VANDENBERG, NADINE M	122,428	16	ADMINISTRATOR
VANDERARK, DARRYL JOHN	94,592	0	TEACHING STAFF
VANDERARK, EMILY REBECCA	95,782	0	TEACHING STAFF
VANDERHOEK, SYLVIA ANNE	87,435	0	TEACHING STAFF
VANDEVYVERE, COLIN ANSON	87,387	0	TEACHING STAFF
VANDOP, KEVIN H.	89,732	0	TEACHING STAFF
VANDOP, SHANNON A.	85,738	0	TEACHING STAFF
VANIK, MARCI C.	95,923	0	TEACHING STAFF
VANSTONE, JORDAN CAMERON	124,886	0	TEACHING STAFF
VANTEUNENBROEK, MONIQUE E.	94,523	0	TEACHING STAFF
VARGA, ERIN MARIA	87,563	0	TEACHING STAFF
VARPAUL, KAWAL	94,477	0	TEACHING STAFF
VASQUEZ, CESAR R.	120,355	0	TEACHING STAFF
VASS, SARAH MICHELLE	94,592	0	TEACHING STAFF
VAUGHAN, ELAINE MARIE	94,574	0	TEACHING STAFF
VAUGHAN, JEFFREY PETER	95,939	0	TEACHING STAFF
VELLA, LANAE ALYSSA	84,286	0	TEACHING STAFF
VENDRAMIN, ANTONIO	139,758	0	ADMINISTRATOR
VERKAIK, ANDREW DAVID	94,589	0	TEACHING STAFF
VERMA, ANU	95,768	0	TEACHING STAFF
VERMA, MEREDITH	87,507	870	EXCLUDED STAFF(ON MUN.PENSION)
VERMEULEN, YVONNE AUDREY	87,339	0	TEACHING STAFF
VERNON, HEATHER A.	95,958	0	TEACHING STAFF
VERVAET, JONATHAN ALLEN	136,241	0	ADMINISTRATOR
VETO, PAULINE J.	95,604	0	TEACHING STAFF
VICENTE, JAIME	95,911	0	TEACHING STAFF
VICK, AARON	95,978	574	TEACHING STAFF
VIENS, NATASHA JENNIFER	79,846	0	TEACHING STAFF
VILIO, MARIE K	94,457	0	TEACHING STAFF
VILIO, MARK R.	94,558	0	TEACHING STAFF
VILIO, MICHAEL S.	95,923	0	TEACHING STAFF
VILLENEUVE, LAURA J.	94,574	0	TEACHING STAFF
VILLENEUVE, LEANNE	94,558	0	TEACHING STAFF
VINAYAGAM, MURUGAN	79,311	0	TEACHING STAFF
VINCENT, LEAH	94,592	0	TEACHING STAFF
VINCIGUERRA, ROBYN L.	94,557	0	TEACHING STAFF
VIRK, BHEPINDER K.	94,457	0	TEACHING STAFF
VIRK, LUCKY	101,536	0	TEACHING STAFF
VIRK, PARMINDER KAUR	92,975	0	TEACHING STAFF
VIVANCO, TRACY ANN	94,591	0	TEACHING STAFF
VIZVARY, JOSEPH	97,828	0	TEACHING STAFF
VOGSTAD, KELLI A.	95,887	0	TEACHING STAFF
VOKEY, DEREK TODD	84,991	0	TEACHING STAFF

BOARD OF EDUCATION OF SCHOOL DISTRICT NO. 36 (SURREY)

UNAUDITED SCHEDULE OF FINANCIAL INFORMATION REMUNERATION AND EXPENSES - EMPLOYEES For The Year Ended June 30, 2021

Schedule 4

NAME	REMUNERATION	EXPENSES	POSITION
VOLK, ALLISON COLLEEN	119,525	33	ADMINISTRATOR
VOLPE, ESTER	96,762	0	TEACHING STAFF
VOSLOH, DONNA LYNN	87,515	0	TEACHING STAFF
VRABEC, ALEXANDRA V.	95,923	0	TEACHING STAFF
VRIEND, LEANNE K.	94,544	0	TEACHING STAFF
VUILLEUMIER, SEAN CHARLES	87,560	0	TEACHING STAFF
VUKAJ, SUZANA	109,539	0	TEACHING STAFF
WAGSTAFF, MARIE	94,562	0	TEACHING STAFF
WAKELIN, CHRISTOPHER ALAN	103,784	0	TEACHING STAFF
WALIA, NARINDER K.	130,202	18	ADMINISTRATOR
WALISZEWSKA, MIROSLAWA A.	85,266	0	TEACHING STAFF
WALKER, ANDREA ELIZABETH	94,419	169	TEACHING STAFF
WALKER, KRISTINE LYNN	94,592	0	TEACHING STAFF
WALKER, MAIRE-LISA	87,791	0	TEACHING STAFF
WALL, CAROLYN T.	93,635	0	TEACHING STAFF
WALLE, TIFFANY GRACE	84,462	0	TEACHING STAFF
WALSH, CARLA KRISTEN	122,450	16	ADMINISTRATOR
WALSH, NATHALIE	95,768	0	TEACHING STAFF
WALSHE, ROBERT MICHAEL	97,864	0	TEACHING STAFF
WALTERS, ERICK GERARD	87,636	0	TEACHING STAFF
WALTON, CHRISTOPHER P.	94,558	0	TEACHING STAFF
WANG, SANYEE S	95,944	0	TEACHING STAFF
WANG, YU-CHI ANGELA	95,982	0	TEACHING STAFF
WANNER, SARA SARCELLE	87,560	0	TEACHING STAFF
WARAICH, ANN KAUR	84,276	0	TEACHING STAFF
WARD, JAMES COLLIER	94,558	0	TEACHING STAFF
WARDEGGER, CRISTIANA	78,945	0	TEACHING STAFF
WARDLE, ALEXIS ANN	93,133	0	TEACHING STAFF
WARDLE, CRAIG RICHARD	113,730	0	TEACHING STAFF
WARDLOW, HILARY LORRAINE	93,648	0	TEACHING STAFF
WARKENTIN, DENICE JAYNE	94,509	0	TEACHING STAFF
WARNER, SHERRI D.	87,528	0	TEACHING STAFF
WARNOCK, LISA MARIE	95,197	0	TEACHING STAFF
WARNOCK, RAY	81,152	0	TEACHING STAFF
WARREN, ANNA M.	95,923	0	TEACHING STAFF
WARREN, DANIELLE JOY*	92,460	254	EXCLUDED STAFF(ON MUN.PENSION)
WARWAS, GABRIELLA	84,991	0	TEACHING STAFF
WASMUTH, PHIL A	94,558	0	TEACHING STAFF
WASON, SHELLEY R	94,557	0	TEACHING STAFF
WATKINS, MIKE DAVID	95,940	0	TEACHING STAFF
WATSON, MICHELLE	95,923	0	TEACHING STAFF
WATSON, NICOLE KRISTY	100,867	18	TEACHING STAFF
WATSON, PATRICIA H.	95,909	0	TEACHING STAFF
WATSON, WENDY	94,405	0	TEACHING STAFF
WATT, LIANNE JOAN	76,505	0	TEACHING STAFF
WATTS, KRISTIE LEE	86,670	0	TEACHING STAFF
WEAKES, TAYLOR STEVEN	80,558	0	TEACHING STAFF
WEBBER, JAMES RAYMOND	94,117	0	TEACHING STAFF
WEBBER, THERESA VICTORIA	87,174	0	TEACHING STAFF
WEBER, REBECCA	94,592	0	TEACHING STAFF

BOARD OF EDUCATION OF SCHOOL DISTRICT NO. 36 (SURREY)

UNAUDITED SCHEDULE OF FINANCIAL INFORMATION REMUNERATION AND EXPENSES - EMPLOYEES For The Year Ended June 30, 2021

Schedule 4

NAME	REMUNERATION	EXPENSES	POSITION
WEBSTER, ADRIENNE	76,423	0	TEACHING STAFF
WEBSTER, VICKI L.	94,509	0	TEACHING STAFF
WEERATUNGE, DIHAN JUDE	82,131	0	TEACHING STAFF
WEIDMANN, ANDREA LEE	83,316	0	TEACHING STAFF
WEIGEL, CHRISTIE S.	95,112	0	TEACHING STAFF
WEISINGER, FRANZ A.	83,272	0	TEACHING STAFF
WEISS, JOSHUA B.	95,958	0	TEACHING STAFF
WEISS, LORI-ANN	75,312	0	TEACHING STAFF
WEITZEL, CYNTHIA GRACE	94,523	0	TEACHING STAFF
WELCH, ALFRED J.	87,495	0	TEACHING STAFF
WELDON, CYNTHIA	128,934	4	ADMINISTRATOR
WELLS, IRENE (RENA) ELLEN	84,615	0	TEACHING STAFF
WELLS, STEPHANIE E.	94,544	0	TEACHING STAFF
WENINGER, CHERYL	76,478	0	TEACHING STAFF
WEST, CRAIG RUSSELL	76,745	0	MAINTENANCE STAFF
WEST, LEEAN C.	85,096	0	TEACHING STAFF
WEST, MARK ANTHONY	105,120	563	EXCLUDED STAFF(ON MUN.PENSION)
WESTAWAY, MARGARET OLGA	105,369	17	TEACHING STAFF
WESTPHAL, MATTHEW JOSEPH	95,920	0	TEACHING STAFF
WETTIG, KAREN	87,387	0	TEACHING STAFF
WHEELER, MARTIN THOMAS	94,592	0	TEACHING STAFF
WHINTORS, NEVA	95,768	0	TEACHING STAFF
WHITE, JANA CAROL	100,294	0	TEACHING STAFF
WHITE, MATTHEW ALLAN	87,559	0	TEACHING STAFF
WHITE, PATRICE A.	82,427	0	TEACHING STAFF
WHITE, SEAN M.	94,523	0	TEACHING STAFF
WHITESIDE, JANET	94,509	0	TEACHING STAFF
WHITHAM, ROBERT	132,598	3,489	ADMINISTRATOR
WHYNOT, LEANNE MICHELLE	77,857	0	TEACHING STAFF
WICK, KELLY	98,966	0	TEACHING STAFF
WIEBE, CURTIS DAVID	78,093	0	TEACHING STAFF
WIEBE, HAROLD V.	87,058	0	TEACHING STAFF
WIEBE, TIMOTHY JOEL	99,002	0	TEACHING STAFF
WIEBE, VANESSA LYNN	91,993	0	TEACHING STAFF
WILCOX, CHRISTINE TRACY	95,962	97	TEACHING STAFF
WILCOX, MELISA NICOLE	79,106	0	TEACHING STAFF
WILDER, AMY LYNN	88,002	0	TEACHING STAFF
WILES, NICOLE A. ESTATE OF	79,356	0	TEACHING STAFF
WILKE, LINDA	94,557	0	TEACHING STAFF
WILKERSON, KRISTEN	93,167	1,350	TEACHING STAFF
WILKIE, DONA	96,762	0	TEACHING STAFF
WILKINSON, JASON ANTHONY	99,002	0	TEACHING STAFF
WILKINSON, LOIS M	75,724	0	TEACHING STAFF
WILLARD, NATHAN ELI ANDREW	76,296	0	TEACHING STAFF
WILLEMS, ELISABETH	87,387	0	TEACHING STAFF
WILLIAMS, DIANA R	94,561	0	TEACHING STAFF
WILLIAMS, EDNA	87,492	0	TEACHING STAFF
WILLIAMS, JEFF	94,544	0	TEACHING STAFF
WILLIAMSON, LEZAH L.	89,699	0	TEACHING STAFF
WILLING, SANDRA LOUISE	93,311	0	TEACHING STAFF

BOARD OF EDUCATION OF SCHOOL DISTRICT NO. 36 (SURREY)

UNAUDITED SCHEDULE OF FINANCIAL INFORMATION REMUNERATION AND EXPENSES - EMPLOYEES For The Year Ended June 30, 2021

Schedule 4

NAME	REMUNERATION	EXPENSES	POSITION
WILLOUGHBY, ANDREA D.	82,503	0	TEACHING STAFF
WILSON JOCK, JENNIFER L.	139,488	0	ADMINISTRATOR
WILSON, BRUCE	77,015	0	TEACHING STAFF
WILSON, DANIEL EARL	89,699	0	TEACHING STAFF
WILSON, EMANUELA TERESA	84,536	0	TEACHING STAFF
WILSON, HARMONY S.	95,923	0	TEACHING STAFF
WILSON, HEATHER MARY	77,950	0	TEACHING STAFF
WILSON, JODY LYNN	79,222	0	TEACHING STAFF
WILSON, LEAH M.	76,113	0	TEACHING STAFF
WILSON, R. ARNIE	94,575	0	TEACHING STAFF
WINKLER, DENNY ANTHONY	87,528	0	TEACHING STAFF
WINSTONE, DOROTHY SZE MAN	94,592	198	TEACHING STAFF
WINSTONE, SCOTT WESLEY	94,592	0	TEACHING STAFF
WINTERS, CINTHA	86,453	1,299	EXCLUDED STAFF(ON MUN.PENSION)
WITHERS, KEVIN BRUCE J.	84,258	0	TEACHING STAFF
WITTAL, GRANT BRUCE	94,592	0	TEACHING STAFF
WITTENBERG, AMBERLY MARIE	116,229	0	ADMINISTRATOR
WITZEL, ANGELIKA	77,005	0	TEACHING STAFF
WOHLGEMUTH, STUART MALCOLM	95,768	22	TEACHING STAFF
WOLFE, MICHAEL ARTHUR	95,909	0	TEACHING STAFF
WOLOSHEN, SONYA	83,544	0	TEACHING STAFF
WONG, CINDY SELINA	88,002	0	TEACHING STAFF
WONG, CLARA LEIGH	76,464	0	TEACHING STAFF
WONG, DAVID	94,544	0	TEACHING STAFF
WONG, ELAINE H.	94,592	0	TEACHING STAFF
WONG, GORDON	87,483	0	TEACHING STAFF
WONG, HUDSON	81,019	636	EXCLUDED STAFF(ON MUN.PENSION)
WONG, JUDY	94,509	0	TEACHING STAFF
WONG, MADELINE	98,574	0	TEACHING STAFF
WONG, MANDY KATHERINE	95,956	0	TEACHING STAFF
WONG, PHILIP	96,562	0	TEACHING STAFF
WONG, TERENCE STANLEY	79,746	0	TEACHING STAFF
WONG, TREVOR DACK KUEN	122,005	1,994	EXCLUDED STAFF(ON MUN.PENSION)
WOO, DEREK LAWRENCE	81,114	0	TEACHING STAFF
WOO, MAY C.	94,544	0	TEACHING STAFF
WOOD, ELIZABETH MARY	98,114	0	TEACHING STAFF
WOOD, JODI L.	94,544	0	TEACHING STAFF
WOOD, MICHAEL ROY	88,201	0	TEACHING STAFF
WOODBURN, SHARON ISABEL	186,656	958	EXCLUDED STAFF(ON MUN.PENSION)
WOODRUFF, STACI MARIE	76,629	0	TEACHING STAFF
WOODS, INGRID J	77,027	0	TEACHING STAFF
WOODS, LINDA	94,523	0	TEACHING STAFF
WOODS, PETER THOMAS	77,023	300	TEACHING STAFF
WORSLEY, GREG	94,544	0	TEACHING STAFF
WORTLEY, ROBIN LINDSAY	94,558	0	TEACHING STAFF
WRIGHT, SUZANNA AUGUSTA	77,433	0	TEACHING STAFF
WRIGHT, TRACY L.	87,505	0	TEACHING STAFF
WROTONIAK, CRAIG NELSON	100,368	0	TEACHING STAFF
WU, BEHIRA BEE	95,944	1,551	TEACHING STAFF
WU, CONNIE KA YEE	77,868	0	TEACHING STAFF

BOARD OF EDUCATION OF SCHOOL DISTRICT NO. 36 (SURREY)

UNAUDITED SCHEDULE OF FINANCIAL INFORMATION REMUNERATION AND EXPENSES - EMPLOYEES For The Year Ended June 30, 2021

Schedule 4

NAME	REMUNERATION	EXPENSES	POSITION
WU, Y.K.	95,923	0	TEACHING STAFF
WYATT, DEBORAH A.	94,523	0	TEACHING STAFF
WYLIE, CHRISTINE	78,120	0	TEACHING STAFF
WYLIE, MARTIN	84,615	0	TEACHING STAFF
WYLLYCHUK, GRANT DONALD	87,564	0	TEACHING STAFF
WYNNE, KAREN	94,509	0	TEACHING STAFF
YAHN, SUZANNE TRACEY	95,922	0	TEACHING STAFF
YAKUBOWSKI, DONNA JEAN	95,873	0	TEACHING STAFF
YALPANI, YASMIN	87,515	0	TEACHING STAFF
YAMZON, CARMELA SARMIENTO	99,009	0	TEACHING STAFF
YANG, ROBERT	75,389	2,406	MAINTENANCE STAFF
YANIV, EHUD	94,289	0	TEACHING STAFF
YANIV, REBECCA	87,616	0	TEACHING STAFF
YEE, SUSANA	94,558	0	TEACHING STAFF
YEN, SANDRA	87,387	0	TEACHING STAFF
YEP, ENRIQUE LUIS	76,720	0	TEACHING STAFF
YEUNG, ANDREW HO YIN	102,388	609	TEACHING STAFF
YEUNG, CLARISSA SOOK YEE	97,223	0	TEACHING STAFF
YEWCHUK, SCOTT	95,891	0	TEACHING STAFF
YIN, JOY YEN-CHIN	94,405	0	TEACHING STAFF
YIP, KA LAI KELLY	95,958	0	TEACHING STAFF
YIP, SUSAN DIAHANN	131,766	0	ADMINISTRATOR
YOKOTA, DEANNA LURI	95,943	0	TEACHING STAFF
YOO, DENNIS SANG WON	105,165	0	TEACHING STAFF
YOO, MEHLIN E.	94,544	0	TEACHING STAFF
YOO, SONIA JUNGMIN	95,555	0	TEACHING STAFF
YOSHIDA, A. JEAN	94,522	0	TEACHING STAFF
YOSHIHARA, KAREN M.	94,544	0	TEACHING STAFF
YOUNG, HEATHER MARIA MARK	87,547	0	TEACHING STAFF
YOUNG, JOHANNA MARIE	87,607	0	TEACHING STAFF
YOUNG, MICHELLE ELIZABETH	96,797	0	TEACHING STAFF
YOUNG, SALLY M	97,867	0	TEACHING STAFF
YOUNGER, WENDY L.	87,483	0	TEACHING STAFF
YUEN, HELEN HOI TING	84,739	55	TEACHING STAFF
YULE, JENNIFER ANNE	76,505	0	TEACHING STAFF
YUN, CHRIS YOUNG UK	75,050	0	TEACHING STAFF
YUNUSH, SHUAIB	95,979	0	TEACHING STAFF
YUSHCHAK, OLHA	87,515	0	TEACHING STAFF
ZABOYSKY, STACY ANN	94,558	0	TEACHING STAFF
ZADEIKS, ANDREW J	136,241	0	ADMINISTRATOR
ZAENKER, PETER	95,939	0	TEACHING STAFF
ZALAMEDA, ORLANDO R.	87,529	0	TEACHING STAFF
ZALKOWSKY, KELLY	96,901	0	TEACHING STAFF
ZAMMA, ARLEY BELLE	76,743	0	TEACHING STAFF
ZANATTA, SILVIA	94,558	0	TEACHING STAFF
ZANATTA, TODD E	87,515	0	TEACHING STAFF
ZAPPONE, MARIA AMY SOFIA	82,283	0	TEACHING STAFF
ZEELLENBERG, SYLVIA J.	94,544	0	TEACHING STAFF
ZHANG, DON TONGTONG	77,842	0	TEACHING STAFF
ZINN, NANCY	80,248	0	EXCLUDED STAFF(ON MUN.PENSION)

BOARD OF EDUCATION OF SCHOOL DISTRICT NO. 36 (SURREY)

UNAUDITED SCHEDULE OF FINANCIAL INFORMATION REMUNERATION AND EXPENSES - EMPLOYEES For The Year Ended June 30, 2021

Schedule 4

NAME	REMUNERATION	EXPENSES	POSITION
ZIOLKOWSKA, AGATA	98,162	0	TEACHING STAFF
ZUKEWICH, TASHA KAY	94,558	0	TEACHING STAFF
ZVI, JOHNNY	<u>80,050</u>	<u>0</u>	TEACHING STAFF
TOTAL FOR EMPLOYEES WHOSE REMUNERATION EXCEEDS \$75,000.00	318,231,206	356,078	
TOTAL FOR EMPLOYEES WHOSE REMUNERATION IS \$75,000.00 OR LESS	299,491,167	330,226	
TOTAL REMUNERATION TO ELECTED OFFICIALS	288,770	9,952	
TOTAL REMUNERATION AND EXPENSES	<u><u>618,011,143</u></u>	<u><u>696,257</u></u>	

Note: * Includes travel expenses for International Student Recruitment.

BOARD OF EDUCATION OF SCHOOL DISTRICT NO. 36 (SURREY)

UNAUDITED SCHEDULE OF FINANCIAL INFORMATION Schedule 5 **REMUNERATION AND EXPENSES - ADDITIONAL INFORMATION** **For The Year Ended June 30, 2021**

EMPLOYER PORTION OF E.I. AND C.P.P.

The employer portion of Employment Insurance and Canada Pension Plan paid to the Receiver General of Canada is:	33,307,592
---	------------

Prepared under the *Financial Information Regulation*, Schedule 1, subsection 6 (6).

BOARD OF EDUCATION OF SCHOOL DISTRICT NO. 36 (SURREY)

UNAUDITED SCHEDULE OF FINANCIAL INFORMATION SEVERANCE AGREEMENTS For The Year Ended June 30, 2021

Schedule 6

There were 4 severance agreements under which payment commenced between the Board of Education of School District No. 36 (Surrey) and its non-unionized employees during the fiscal year ended June 30, 2021

agreement # 1- November 13, 2020, 3 months of salary continuance

agreement # 2- January 15, 2021, 3 months of salary continuance

agreement # 3- March 10, 2021, 3 months of salary continuance

agreement # 4- June 29, 2021, 1 month of salary continuance

Prepared under the *Financial Information Regulation* , Schedule 1, subsection 6 (7).

UNAUDITED SCHEDULE OF FINANCIAL INFORMATION
PAYMENTS FOR GOODS AND SERVICES
For The Year Ended June 30, 2021

Schedule 7

<u>SUPPLIER NAME</u>	<u>PAYMENTS</u>
	\$
3R DEMOLITION CORP.	192,887
3S FINANCIAL CORP.	70,216
4TH UTILITY INCORPORATED	218,731
A. CRAIG & SON LTD.	72,660
A.R. MOWER & SUPPLY LTD.	166,505
ABC MAINTENANCE LTD	87,695
ABELL PEST CONTROL INC	152,851
ACCESS INFORMATION MANAGEMENT	40,020
ACCO BRANDS CANADA	31,385
ACL GROUP ENTERPRISES LTD	34,861
ACTIVE TURF IRRIGATION LTD.	264,588
ADT SECURITY SERVICES CANADA	445,519
ADVANCE CONNEXIONS INC.	118,860
AINSWORTH INC.	642,902
AKHURST MACHINERY LTD	95,742
AMAZON.CA	501,597
AMERESCO ASSET SUSTAINABILITY	31,353
ANDREW SHERET LTD	188,626
APLIN & MARTIN CONSULTANTS	127,043
APPAZUR SOLUTIONS INC.	80,654
APPLE CANADA INC.	1,938,141
ARSALAN CONSTRUCTION LTD	181,635
ARTABAN PRODUCTIONS	105,000
ASI COMPUTER TECHNOLOGIES (CANADA)	248,640
ATLAS-APEX ROOFING (BC) INC.	314,895
AV SOLUTIONS BC LTD.	28,441
AVENUE MACHINERY CORP.	34,545
AVI-SPL CANADA LTD	164,447
B & B BEARING & ELECTRIC	45,815
BARAGAR ENTERPRISES LTD.	47,906
BARRY HAMEL EQUIPMENT LTD	27,474
BC COMMUNICATIONS INC.	84,970
BC - EMPLOYER HEALTH TAX	11,879,725
BC HARDWOOD FLOORS CO. LTD.	86,431
BC HOUSING	52,545
BC HYDRO	4,956,064
BC PLANT HEALTH CARE INC.	149,885
BC SCHOOL TRUSTEES ASSN	135,710
BCIT	62,898
BDS MANAGEMENT CONSULTING LTD.	122,489
BELFOR (CANADA) INC.	133,750
BELL CANADA	189,064
BELL MOBILITY	239,747
BERNARDO RUIZ CONSULTING & ASS	74,952
BEST BUY CANADA LTD.	121,497
BGE INDOOR AIR QUALITY SOLUTION	232,945
BLUE PINE ENTERPRISES LTD.	738,298
BOLOGNESE BROTHERS CONTRACTING	72,179
BONFIRE INTERACTIVE LTD.	38,483

UNAUDITED SCHEDULE OF FINANCIAL INFORMATION
PAYMENTS FOR GOODS AND SERVICES
For The Year Ended June 30, 2021

Schedule 7

<u>SUPPLIER NAME</u>	<u>PAYMENTS</u>
	\$
BORDEN LADNER GERVAIS LLP	292,492
BORDEN LADNER GERVAIS LLP IN TRUST	3,046,075
BOYD AUTOBODY & GLASS CLOVERDALE	47,406
BOYDEN VANCOUVER	34,545
BRITISH COLUMBIA PENSION CORPORATION	64,439,976
BTS USA INC	321,331
BUNZL CLEANING & HYGIENE	5,246,677
BUNZL SAFETY	479,636
CANADA POST CORPORATION	53,062
CANADIAN TIRE CORPORATION	29,059
CANADIAN WOODWORKER LTD.	36,513
CANUEL CATERERS	64,329
CAPS CONSULTING INC.	25,977
CARE PEST & WILDLIFE CONTROL LTD	422,163
CARTER JIM	63,662
CASCADIA SPORT SYSTEMS INC.	88,291
CBWS INSTALLATION INC.	79,555
CDW CANADA	56,822
CEDAR CREST LANDS (B.C.) LTD.	69,353
CEDARBROOK INTERIORS LTD.	147,390
CENGAGE LEARNING INC/GALE	59,097
CENTAUR PRODUCTS INC	129,258
CESIUM TELECOM INC	86,973
CHRISTIE LITES SALES	91,884
CITY OF SURREY	2,954,795
CITY OF WHITE ROCK	127,821
CLARK BUILDERS	16,521,382
CLEAN HARBORS CANADA, INC.	35,441
CLEAR ENERGY SOLUTIONS INC.	65,567
CLOCKWORK FOX INC	28,448
COASTLAND ENGINEERING & VURVEYING LTD	219,097
COIT SERVICES	32,026
COLLEGE BOARD	42,145
COLUMBIA FUELS	662,385
COMBAT NETWORKS INC.	1,751,956
COMMERCIAL LIGHTING PRODUCTS LTD	90,637
COMMERCIAL TRUCK EQUIPMENT CORP	35,211
COMMITTEE FOR CHILDREN	184,596
COMPASS GROUP	1,106,676
CONCEPT INTERACTIVE INC	263,651
CONTI ELECTRONICS LTD.	185,509
CONTROL SOLUTIONS LTD.	135,359
COSTCO WHOLESALE	52,165
CP DISTRIBUTORS LTD	124,285
CRAVEN HUSTON POWERS ARCHITECT	324,206
CRITERION PICTURES	39,690
CROSSTOWN METAL INDUSTRIES LTD	163,543
CULLEN DIESEL POWER LTD	73,269
CUSTOM BLACKTOP CO.	512,791

UNAUDITED SCHEDULE OF FINANCIAL INFORMATION
PAYMENTS FOR GOODS AND SERVICES
For The Year Ended June 30, 2021

Schedule 7

<u>SUPPLIER NAME</u>	<u>PAYMENTS</u>
	\$
D.G.S. CONSTRUCTION	8,211,546
DA ARCHITECTS + PLANNERS	515,188
DANNE & SONS PLUMBING & HEATING	110,583
DAWSON WALLACE CONSTRUCTION LTD	6,856,215
DELL CANADA INC.	2,353,683
DELTA CONTINUING EDUCATION	36,465
DEPENDABLE DOOR MAINTENANCE LTD	124,961
DIALOG BC ARCHITECTURE ENGINEERING	1,378,318
DIAMOND HEAD CONSULTING LTD.	35,771
DIAMOND INTERNATIONAL TRUCKS LTD	81,660
DIGITAL SERVICES RECOVERIES	2,425,352
DISCOVERY EDUCATION CANADA ULC	286,489
DMS TECHNOLOGIES INC	31,500
DONALD FLOORING CONTRACT SALES	31,633
DONE RIGHT PAINTING & SANDBLASTING LTD	406,098
DOUBLETHINK INC	40,037
DR. GRACE IAROCCHI	55,000
DR. VANESSA LAPOINTE	100,000
DUBOIS CHEMICALS CANADA INC	25,879
DUDE SOLUTIONS, INC	47,335
DWD THEATRE DESIGN + CONSULTIN	36,855
DYNAMIC SPECIALTY VEHICLES LTD	86,659
E.B. HORSMAN & SON LTD.	26,912
EATON INDUSTRIES (CANADA) COMPANY	68,954
ECONO-RACK GROUP 2015 INC	62,707
ECS ELECTRICAL CABLE SUPPLY LTD	37,572
EDMONDS BATTERIES LTD.	25,283
ELANDER INSPECTIONS LTD.	35,389
ELK FITNESS REPAIR	33,760
EMCO CORPORATION	85,569
ENERGY NETWORK SERVICES INC	172,354
ENERVATION ELECTRIC LTD.	144,181
ENTITY MECHANICAL LTD.	1,379,038
ENVIRO-TECH MECHANICAL SERVICE	77,692
ENVIRO-VAC (VANCOUVER) INC	104,784
ENVIROWEST CONSULTANTS INC.	64,754
ERV PARENT CO. LTD.	361,010
ESC AUTOMATION INC	55,362
ESCRIBE SOFTWARE LTD.	61,795
EUROPEAN SHARPENING	26,109
EVOLUTION PRESENTATION	157,130
EXELL POWER SERVICES LTD.	26,226
EXP SERVICES INC.	121,508
EXPLORE LEARNING	43,221
EXTREME GLASS LTD.	38,966
FARM-TEK TURF SERVICES INC.	66,615
FAST TRACK FLOORS LTD	62,617
FIRSTCANADA ULC	5,130,796
FIRSTONSITE RESTORATION L.P.,	120,753

UNAUDITED SCHEDULE OF FINANCIAL INFORMATION
PAYMENTS FOR GOODS AND SERVICES
For The Year Ended June 30, 2021

Schedule 7

<u>SUPPLIER NAME</u>	<u>PAYMENTS</u>
	\$
FOCUSED EDUCATION RESOURCES SOCIETY	216,865
FOLLETT SCHOOL SOLUTIONS INC.	396,849
FORTIS BC - NATURAL GAS	3,210,445
FRASER VALLEY EQUIPMENT LTD	53,529
FRESHGRADE EDUCATION INC.	126,000
FRONTIERSMEN OF THE COMMONWEALTH	177,687
FTF BEHAVIORAL CONSULTING	155,357
GALE/CENGAGE	61,830
GAME READY FITNESS	202,278
GARAVENTA (CANADA) LTD.	39,233
GERTEX HOSIERY INC	50,000
GF INC.	34,786
GILL BALBINDER DR.	60,000
GLENCO ELECTRIC LTD.	58,446
GORDON FOOD SERVICE CANADA LTD	218,406
GRAND & TOY LTD	559,897
GRANT THORNTON LLP	36,180
GREGG DISTRIBUTORS LP	94,342
GUILLEVIN INTERNATIONAL INC.	129,991
H.Y. ENGINEERING LTD	189,058
HABITAT SYSTEMS INC.	277,499
HAKAMALI IMRAN	39,300
HALSE-MARTIN CONSTRUCTION CO.	1,303,263
HARRIS & COMPANY	67,181
HEGGERTY	27,398
HOMEWOOD HEALTH INC.	344,934
IBM CANADA LTD	66,630
ICS CLEAN SUPPLIES LTD	93,972
IDESIGN SOLUTIONS	49,678
INDIGO BOOKS AND MUSIC INC.	89,240
INSURANCE CORPORATION OF BRITISH COLUMBIA	172,090
INTEGRAL GROUP CONSULTING (BC)	125,488
INTERNATIONAL BACCALAUREATE ORGANIZATION	108,413
INTRADO CANADA INC	63,977
INVICTUS ACCOUNTING GROUP LLP	48,615
IREDALE GROUP ARCHITECTURE	36,715
ISLAND KEY COMPUTER LTD.	79,718
JACK CEWE CONSTRUCTION LTD.	64,963
JAMES BUSH & ASSOCIATES LTD	47,276
JAMF SOFTWARE, LLC	214,412
JANZEN ROBERT	27,391
JENSEN HUGHES CONSULTING CANADA LTD.	145,775
JEWESSON CONSULTING LTD.	26,592
JMJ EAGLE TECH LTD.	48,568
JOHN HEMSWORTH ARCHITECTURE INC	313,936
JONATHAN MORGAN & COMPANY LTD	48,691
K&E EQUIPMENT REPAIRS	219,235
KAHUNAVVERSE SPORTS GROUP INC.	105,797
KATZIE FIRST NATION	76,207

UNAUDITED SCHEDULE OF FINANCIAL INFORMATION
PAYMENTS FOR GOODS AND SERVICES
For The Year Ended June 30, 2021

Schedule 7

<u>SUPPLIER NAME</u>	<u>PAYMENTS</u>
	\$
KERRISDALE CAMERAS LTD	27,752
KEV SOFTWARE INC.	312,980
KINETIC CONSTRUCTION LTD	63,398
KMBR ARCHITECTS PLANNERS INC.	536,793
KMS TOOLS & EQUIPMENT LTD	148,885
KONICA MINOLTA BUSINESS SOLUTION	699,471
KPMG LLP	29,661
KROL CONSTRUCTION	35,858
KRONOS CAPITAL LTD	96,130
KTW CONSTRUCTION INC	142,515
KWANTLEN POLYTECHNIC UNIVERSITY	168,311
LARRY BRYCE CONSULTING & MARKETING SERVICES	97,551
LATOPLAST LTD	72,103
LAUZE ENTERPRISES LTD.	39,480
LAWSON CONSULTANTS LTD.	157,457
LDK CONSULTING	80,800
LEARNING PARTNERSHIP, THE	49,608
LEC GROUP	146,738
LES EDITIONS CEC INC.	59,638
LESPLAN EDUCATIONAL SERVICES LTD	48,991
LIBRARY BOUND INC.	74,635
LIFEWORCS (CANADA) LTD.	414,682
LIFESTYLE EQUIPMENT (2002) LTD	31,597
LOGICAL SOLUTIONS LTD.	356,232
LONG & MCQUADE LTD	121,863
LORDCO PARTS LTD	26,047
LORETTE DUANE	79,994
LOUISE STOLL ASSOCIATES LIMITED	31,822
LPI MECHANICAL (WEST) INC,	33,101
MACK KIRK ROOFING & SHEET METAL LTD.	685,834
MAKE A FUTURE	35,654
MATSUO NANA	25,795
MATTERHORN MUSIC INC.	36,372
MAXIMILLIAN PROPERTIES	372,452
MC SQUARED SYSTEM DESIGN GROUP	31,306
MCFARLAND MARCEAU ARCHITECTS	31,605
MCGREGOR HARDWARE DISTRIBUTION	110,621
MCKILLICAN CANADIAN INC.	32,728
MCRAE'S ENVIRONMENTAL SERVICES	99,183
MDT SYSTEMS LTD	44,300
MERCONNET ELECTRONICS	42,641
METRO TESTING & ENGINEERING LTD	89,864
MFPE ENGINEERING LTD.	25,220
MICROSERVE	200,781
MICROSOFT CANADA INC.	279,242
MIERAU CONTRACTORS LTD.	2,295,311
MIKE FADUM & ASSOCIATES LTD.	55,642
MILIEU FAMILY SERVICES INC.	47,040
MILLIKEN & COMPANY	60,330

UNAUDITED SCHEDULE OF FINANCIAL INFORMATION
PAYMENTS FOR GOODS AND SERVICES
For The Year Ended June 30, 2021

Schedule 7

<u>SUPPLIER NAME</u>	<u>PAYMENTS</u>
	\$
MILLS BASICS	227,469
MINISTER OF FINANCE	1,119,116
MJL ENGINEERING LTD	53,727
MONERIS SOLUTIONS	53,018
MOORE & SONS CONTRACTING INC.	161,175
MORRISON HERSHFIELD LIMITED	58,002
MOTION SPECIALTIES INC. VANCOUVER	86,984
MYEDuc BC	217,596
MYKLE-HOTZON BARB	26,084
NATIONS FIRST CONTRACTING	166,559
NATS REPAIR	48,747
NELSON EDUCATION LTD	461,161
NEW YORK PAINT DISTRIBUTION LTD	52,882
NOBLE BRITISH COLUMBIA	164,578
NORCO TRAILER MFG LTD	1,119,353
NORTHCOAST BUILDING PRODUCTS	110,430
NORTHWIND HEATING LTD.	152,221
NUCOR ENVIRONMENTAL SOLUTIONS	184,946
NUTRIEN AG SOLUTIONS (CANADA)	128,739
OLIVIT CONSTRUCTION LTD.	1,417,974
OLYMPIC PROJECTS LTD	285,282
OMEGA & ASSOCIATES ENGINEERING LTD	131,947
OPUS FRAMING LTD	50,152
ORSO LOSS CONTROL CONSULTING INC	46,289
OXFORD UNIVERSITY PRESS	44,973
PACIFIC BLASTING CO LTD	331,867
PACIFIC BLUE CROSS	15,461,176
PACIFIC COAST FIRE EQUIPMENT LTD	30,071
PACIFIC CONTROLS LTD	112,292
PALADIN SECURITY GROUP LTD.	650,139
PALK BRENDA	25,795
PANARAMA TECHNOLOGIES LTD.	99,209
PARKINSONS HEATING LTD	62,171
PATRICIA SHEAVES & ASSOCIATES	97,335
PEARSON CANADA ASSESSMENT INC.	53,293
PEARSON CANADA INC.	366,679
PEBT IN TRUST (PUBLIC EDUCATION BENEFITS TRUST FUND)	10,079,190
PINCHIN LTD	644,744
PITNEY WORKS	25,200
PIVOT FINANCIAL INC.	25,870
PJS SYSTEMS INC.	511,895
PLANETWORKS CONSULTING CORPORATION	247,452
POINTBLANK INSTALLATIONS INC.	829,496
PONTEM CONSULTING GROUP	32,550
POWER PROS ELECTRICAL LTD	186,926
POWERLAND COMPUTERS LTD.	74,315
POWERSCHOOL CANADA ULC	562,130
PRECISION PROPERTY	411,907
PRISM ENGINEERING LTD	70,545

UNAUDITED SCHEDULE OF FINANCIAL INFORMATION
PAYMENTS FOR GOODS AND SERVICES
For The Year Ended June 30, 2021

Schedule 7

<u>SUPPLIER NAME</u>	<u>PAYMENTS</u>
	\$
PRO-CAN CONSTRUCTION GROUP CORP	8,974,105
PROGRESSIVE FENCE INSTALLATION	36,167
PROMINENT PRODUCT MARKETING	400,992
PROSAFE FIRST AID TRAINING INC	42,344
PROSOL INC.	39,925
PROSPECT & REFUGE LANDSCAPE	81,336
PROVINCE OF BC OPTIONAL PROPER	69,234
PROVINCIAL OUTREACH PROGRAM FOR AUTISM AND RELATED DISORDERS	47,325
QM LP DBA QM ENVIRONMENTAL	52,267
R.F. BINNIE & ASSOCIATES	58,714
REAL CANADIAN SUPERSTORE	97,701
REALACORP MANAGEMENT LTD.(IN TRUST)	206,456
RECEIVER GENERAL FOR CANADA	25,744
RECHSTEINER CONSTRUCTION LTD	45,322
RECODE MIND CONSULTING AND COUNSELLING	27,344
RECTEC INDUSTRIES INC	67,367
REIMER HARDWOODS LTD	26,825
RICHELIEU HARDWARE CANADA LTD	292,082
RICHMOND ELEVATOR MAINTENANCE	68,032
RIMKUS CONSULTING GROUP CANADA	246,844
ROCKY POINT ENGINEERING LTD.	302,055
ROSETTA STONE LTD	77,633
RUBICON PUBLISHING	123,440
RUSSELL COMMUNICATIONS	65,625
RUSSELL HENDRIX FOODSERVICE EQUIPMENT	81,813
S. HENNINGSON CONSTRUCTION LTD	204,704
S. MCKAY CONTRACTING	767,554
SABRE INDUSTRIAL SUPPLIES LTD	34,947
SAUNDERS BOOK COMPANY	29,574
SAVE ON FOODS	146,289
SCHOLAR'S CHOICE MOYER	27,901
SCHOLASTIC CANADA LTD	266,512
SCHOOLS PROTECTION PROGRAM	1,271,634
SCHOOLHOUSE PRODUCTS INC.	2,734,013
SEMAIHMUO BEHAVIOUR ANALYSTS INC	69,075
SHANAHANS LTD. PARTNERSHIP	38,239
SHERWIN-WILLIAMS COMPANY	58,742
SIGN REFERRAL SERVICES INC.	433,598
SILEX RESTORATIONS LTD.	1,004,003
SIMON FRASER UNIVERSITY	74,045
SIMPLY COMPUTING INC.	59,151
SKYLINE ATHLETICS INC.	427,563
SOFTCHOICE LP	582,858
SOFTLANDING NETWORK SOLUTIONS	37,632
SOFTWARE4SCHOOLS.CA	216,554
SOUNDRITE SERVICES LTD.	157,063
SOURCE OFFICE FURNISHINGS	474,989
SOUTHERN BUTLER PRICE LLP	39,285
SOUTHWEST BUSINESS PRODUCTS LTD	36,790

UNAUDITED SCHEDULE OF FINANCIAL INFORMATION
PAYMENTS FOR GOODS AND SERVICES
For The Year Ended June 30, 2021

Schedule 7

<u>SUPPLIER NAME</u>	<u>PAYMENTS</u>
	\$
SPECTRUM EDUCATIONAL SUPPLIES	302,775
SSA QUANTITY SURVEYORS LTD	40,924
STAGEFAB CUSTOM MANUFACTURING	82,314
STAPLES PROFESSIONAL INC.	1,708,788
STATION ONE ARCHITECTS	436,264
STERLING FLEET OUTFITTERS INC.	41,622
STONHARD DIV., RPM CANADA	31,481
STRONG NATIONS PUBLISHING INC.	27,440
STUDIO HUB ARCHITECTS LTD	150,841
SUDDEN SERVICE TECHNOLOGIES CO	61,383
SUMMIT EARTHWORKS INC	265,974
SUPER SAVE DISPOSAL INC.	566,772
SUPERIOR PROPANE INC	231,218
SURREY ASSOCIATION FOR COMMUNITY LIVING	224,400
SURREY PRINCIPALS AND VICE PRINCIPALS ASSOCIATION	123,000
SURREY TEACHERS' ASSOC.	477,783
SWING TIME DISTRIBUTORS LTD	567,502
SYBERTECH WASTE REDUCTION LTD	29,613
SYNERGY PRODUCTS INC.	105,241
SYSTEM ONE FLOOR SOLUTIONS INC	289,537
TALIUS	286,194
TAPESTRY MUSIC	56,361
TARGET LAND SURVEYING (SURLANG) LTD.	32,849
TARGET PRODUCTS LTD.	82,712
TC ENGINEERING LTD	25,085
TC MEDIA LIVRES INC.	57,240
TECHNICAL SAFETY BC	93,466
TELUS	26,786
TERRANE ENGINEERING GROUP LTD.	208,601
THE BRICK WAREHOUSE LP	81,303
THE CENTRE FOR CHILD DEVELOPMENT	488,875
THE MASTER GROUP INC.	94,295
THE STEVENS COMPANY LIMITED	120,663
THINKSPACE ARCHITECTURE PLANNING	2,586,890
TIGHT 5 CONTRACTING LTD.	128,967
TRANE CANADA ULC	84,494
TRANSTAR SANITATION SUPPLY LTD	169,732
TRIAHN ENTERPRISES (2018) LTD.	1,012,136
TURNING POINT RESOLUTIONS INC.	26,662
TYCO INTEGRATED FIRE & SECURIT	71,316
UAP INC.	46,811
UBC	44,197
ULINE CANADA CORP.	76,046
UNITED LIBRARY SERVICE INC	99,955
UPPER CANADA FOREST PRODUCTS LTD	115,515
URBAN VALLEY TRANSPORT LTD.	84,445
VANCOUVER COMMUNITY COLLEGE	41,837
VANCOUVER KIDSBOOKS	161,925
VANCOUVER SYMPHONY ORCHESTRA	27,195

UNAUDITED SCHEDULE OF FINANCIAL INFORMATION
PAYMENTS FOR GOODS AND SERVICES
For The Year Ended June 30, 2021

Schedule 7

<u>SUPPLIER NAME</u>	<u>PAYMENTS</u>
	\$
VERITIV CANADA, INC.	29,203
VIADUCT SHEET METAL LTD.	31,607
VIEWPOINT LANDSCAPE ARCHITECTS	74,857
VIKING-ALEXANDER METAL	88,331
VISIONS ELECTRONICS CORPORATE	43,170
VIVOS SOLUTIONS	50,400
WAL-MART	31,684
WASH BOTS CANADA LTD	42,840
WATERKIND IRRIGATION CONSULTING	31,646
WENGER CANADA	39,884
WEP SRL	26,415
WESCO DISTRIBUTION CANADA LP	345,114
WESTBURNE WEST	100,892
WESTERN CAMPUS RESOURCES	568,620
WESTERN WEED CONTROL(1980) LTD	117,096
WILLIAMS MACHINERY LP	30,909
WINTERGREEN LEARNING MATERIALS	104,956
WOOD PROJECTS LTD	365,812
WOOD WYANT INC.	493,360
WORK SAFE BC	5,572,339
X10 NETWORKS	1,423,605
YELLOWRIDGE CONSTRUCTION LTD.	32,312,120
YO BRO YO GIRL YOUTH INITIATIVE	121,133
TOTAL FOR SUPPLIERS WHERE PAYMENTS EXCEED \$25,000	290,830,334
TOTAL FOR SUPPLIERS WHERE PAYMENTS ARE \$25,000 OR LESS	8,781,640
TOTAL PAYMENTS FOR GOODS & SERVICES	<u><u>299,611,975</u></u>

Prepared under the *Financial Information Regulation* , Schedule 1, Section 7.

S:\Fiscal Planning\sofi\sofi21\Statements 21

BOARD OF EDUCATION OF SCHOOL DISTRICT NO. 36 (SURREY)

UNAUDITED SCHEDULE OF FINANCIAL INFORMATION RECONCILIATION TO FINANCIAL STATEMENTS For The Year Ended June 30, 2021

Schedule 8

	\$	\$
EXPENDITURES PER SOFI:		
Total Remuneration (SOFI Schedule 4)	618,011,143	
Payments for Goods and Services (SOFI Schedule 7)	299,611,975	
Employee Reimbursed Expenses (SOFI Schedule 4)	696,257	
E.I. & CPP Payments (SOFI Schedule 5)	<u>33,307,592</u>	
		951,626,966
EXPENDITURES PER FINANCIAL STATEMENTS		
Total Expenses (F/S Stmt 2) less Amortization	823,196,281	
Acquisition of Tangible Capital Assets	76,780,660	
Acquisition of Tangible Capital Assets - WIP	<u>39,481,399</u>	
		939,458,340
DIFFERENCE BETWEEN SOFI AND FINANCIAL STATEMENTS		12,168,626
Difference due to:		
School Generated Funds (F/S Schedule 3A)	(6,604,399)	
Net Decrease in Accounts Payable & Liabilities	2,316,968	
Increase in Prepaid Expenses	145,653	
GST/HST Rebate Recoveries	5,535,161	
Wage Recoveries & Contingencies	4,577,914	
AFG - CAMS and NGN	(175,929)	
Accruals, Inter-Department Charges, Miscellaneous Recoveries	<u>6,373,258</u>	
		12,168,626

0

Prepared under the *Financial Information Regulation*, Schedule 1, Section 7.